



**The welfare of
wild animals in
travelling circuses**

**Jo Dorning
Stephen Harris
and
Heather Pickett**

Executive Summary

- ◆ We were asked to provide the Welsh Government with an impartial literature review and an analysis of the scientific evidence available as to whether captive wild animals in travelling circuses and other animal shows achieve their optimal welfare requirements as set out under the Animal Welfare Act 2006 and any other relevant legislation.
- ◆ The Animal Welfare Act 2006 makes it a criminal offence for any person responsible for an animal to fail to provide for the animal's welfare. Under the Act, the person responsible for an animal must take all reasonable steps to ensure the needs of the animal are met. These needs include -
 - (a) its need for a suitable environment,
 - (b) its need for a suitable diet,
 - (c) its need to be able to exhibit normal behaviour patterns,
 - (d) any need it has to be housed with, or apart from, other animals, and
 - (e) its need to be protected from pain, suffering, injury and disease.

However, there is considerable debate about the welfare of wild animals in travelling circuses, and views are polarised as to whether the specific conditions provided by circuses and other travelling shows that use wild animals can meet the welfare needs of wild animals.

- ◆ For this review, we considered the collective effect of all aspects of management and the environment on the welfare of wild animals in travelling circuses and mobile zoos since, while one aspect of management may be interpreted as promoting good welfare, the others may not, and so the cumulative effect may be poor welfare overall.
- ◆ We reviewed Welsh, UK and EU legislation affecting animals in circuses and provided an overview of countries that have banned the use of some or all wild animals in circuses. We identified 33 countries that have nationwide bans on the use or import/export of some or all wild animals in circuses, including 18 EU

member states. In 19 of the 23 countries for which information was available, animal welfare/ protection was the sole or one of the reasons for banning the use of wild animals in circuses.

- ◆ There are also local bans in various semi-autonomous regions/counties/ municipalities in a number of countries, including Argentina, Australia, Brazil, Canada, Chile, Norway, Poland, Republic of Ireland, Spain, UK and USA. More than 200 local authorities in the UK, including nearly half of the local authorities in Wales, already have a ban on animals in circuses; of these, more than two thirds ban all animals, while the remainder ban wild animals.
- ◆ There is a lack of clarity as to what constitutes a domesticated animal, a wild species, a travelling circus, a mobile zoo, and performance. This leads to inconsistencies in which pieces of legislation apply to which species and in which circumstances.
- ◆ In England, in 2015 only 19 wild animals (seven reindeer, three snakes, three zebras, three camels, one ankole, one fox and one raccoon) were covered by licences issued to two circuses under the Welfare of Animals in Travelling Circuses (England) Regulations 2012. Substantially more individuals and a much greater range of species of wild animals are used in European circuses.
- ◆ In the UK, many more wild animals are used in a variety of other mobile entertainments (collectively referred to as "mobile zoos" for this report). A survey in 2016 found that there were around 188 mobile zoos, plus 7 mobile 'farms', with around 3570 wild animals between them. These are minimum estimates. The animals are used for a variety of purposes, including display, handling and performing tricks at a wide range of venues. The number of calls to the RSPCA's Cruelty and Advice Line in 2015 suggests that there is public concern about these shows.
- ◆ While the use of wild animals in interactive shows is likely to have greater impact than simple displays, the education and conservation role of travelling circuses and mobile zoos is likely to be marginal, and any potential educational and conservation benefits are likely to be outweighed by the negative impression generated by using wild animals for entertainment.
- ◆ We contacted 658 experts and organisations around the world to seek their views on the key welfare issues for wild animals in travelling circuses and mobile zoos. These experts were identified through scientific publications,

internet research and recommendations from other experts. They included 138 animal trainers and circuses, 206 lawyers and veterinarians with expertise in wild animal welfare, 107 people working for relevant NGOs, 144 scientists such as biologists, researchers, behavioural and species experts, and 58 zoo and wild animal sanctuary staff. Other contacts included relevant government officials and wildlife experts.

- ◆ For the first questionnaire, we asked 613 experts to list up to ten indicators of good and bad welfare and up to ten factors that could contribute to good and bad welfare of wild animals in circuses and the other travelling animal shows. We also asked them to list any issues they believed apply specifically to non-domesticated animals used in circuses and other travelling animal shows. We received 97 completed questionnaires, a response rate of 15.8%.
- ◆ For the second questionnaire, we used the 10 largest response categories for each question in the first questionnaire to form 42 statements about the welfare of wild animals in circuses and other travelling shows and asked 623 experts to indicate the extent to which they agreed with each statement, on a scale from 0% to 100% using a slider. We received 98 responses, a response rate of 15.7%.
- ◆ We analysed the answers to identify the significant areas of agreement and disagreement between different groups of experts. The greatest difference was between animal trainers and circuses and NGOs and the three groups of experts (lawyers and veterinarians, scientists, and zoo and wild animal sanctuary staff) that were considered to be impartial (i.e. were not directly involved with the issue). Animal trainers and circuses disagreed with the three groups of impartial experts on 11/42 questions (26%), and NGOs disagreed with the impartial experts on 8/42 questions (19%), whereas the impartial groups of experts only disagreed with each other on two questions (5%) each. So there was substantial agreement on welfare issues associated with wild animals in travelling circuses and other forms of animal entertainment between lawyers and veterinarians, scientists, and zoo and wild animal sanctuary staff. In the literature review, we discuss where the scientific evidence supports the views expressed by different groups of experts.
- ◆ The main areas where experts disagreed were the influence of different aspects of captive animal management on the welfare of wild animals in travelling circuses and mobile zoos, the potential impacts of handling and training on their welfare, and the impacts of transport and travel on their welfare. Having identified the main areas of disagreement between the different groups of experts, we looked for scientific evidence that would help assess the rationale for these differences of opinion.
- ◆ To identify relevant literature, we developed search terms based on the results of the first questionnaire survey. Of the 1430 sources of information we located from the database searches, 666 (46.6%) were published up to and including 2006, and 764 (53.4%) were published from 2007 onwards. We also identified 270 other records from other sources: of these 153 (56.7%) were published up to and including 2006, and 117 (43.3%) from 2007 onwards. Thus there has been a substantial increase in the amount of information available since the last review of the welfare of wild animals in travelling circuses.
- ◆ All sources of information were then assessed to decide whether they met the criteria for inclusion in a scientific review. It was impossible to define which species are used in circuses and mobile zoos, especially since the search for novelty and changing attitudes have led to a rapid expansion of the number of mobile zoos and of the species used in wild animal entertainment generally. So we did not exclude any species of wild animal from the literature review. Since very little research has been done on animals in travelling circuses and mobile zoos *per se*, we used studies on how wild animals respond to changes in environment, husbandry and/or transport in other captive situations to identify key indicators of good welfare, how particular experiences affect welfare, and whether travelling circuses and mobile zoos can fulfil the welfare requirements of wild animals.

- ◆ We were asked to consider *“What evidence is there that the welfare, both physical and mental, of wild and/or non-domesticated animals is sub-optimal in travelling and non-travelling circuses?”* Compared with static zoos, enclosures for animals in circuses and travelling animal shows are generally much smaller and less complex and the provision of environmental enrichment is likely to be extremely limited or non-existent due to the need to maintain portability, ease of handling of the animals and compliance during training sessions. Limitations of space and facilities mean that animals are often kept in inappropriate social conditions, such as isolation of social species, grouping of solitary species and/or proximity of incompatible species. It is more challenging for travelling circuses to provide species-typical and ecologically-relevant food and to source and store food appropriately. Normal behaviour of wild animals in circuses and travelling animal shows is frequently disturbed or thwarted by handling, training, performance, transport, restraint and an impoverished environment. Training methods commonly used in circuses do not facilitate the minimal use of negative reinforcement, coercion, force and aggression. Caging/tethering and the performance of unnatural movements contribute to physical deformities, injuries, lameness and psychological distress. Taken together, these factors indicate that the welfare of wild animals is sub-optimal in circuses and travelling animal shows.
- ◆ We were asked *“To review the issue of environmental enrichment and, in particular, whether the regular training and interaction with the animals provides enrichment”*. While training has the potential to enhance the psychological welfare of animals through offering mental stimulation, it is not an appropriate substitute for other methods of improving welfare such as environmental enrichment and general enclosure suitability, which have multiple indirect benefits.
- ◆ We were asked *“What evidence exists to demonstrate that travelling environments might induce behaviours that are not normally consistent for wild animals?”* Travelling environments are associated with restriction of normal behaviour patterns and high levels of stereotypical behaviour in captive wild animals and are unable to meet the specific climatic and environment needs of many species, thereby adversely affecting their behaviour.
- ◆ We were asked *“Does the evidence currently available support a ban on the use of such animals in travelling environments?”* We took into account the collective and cumulative effects of all aspects of management and the environment when considering the welfare of wild animals in travelling circuses and mobile zoos. The available scientific evidence indicates that captive wild animals in circuses and other travelling animal shows do not achieve their optimal welfare requirements, as set out under the Animal Welfare Act 2006, and the evidence would therefore support a ban on using wild animals in travelling circuses and mobile zoos on animal welfare grounds.

Contents

Remit of the review	10
Background	11
Legislation relevant to circuses with animals in Wales	12
<i>Animal welfare legislation</i>	12
<i>Registration and licensing requirements</i>	13
<i>Animal movement and veterinary health checks</i>	13
<i>Wildlife trade restrictions</i>	14
Licensing of wild animals in circuses in the UK	16
The current situation globally	16
What is a non-domesticated animal?	22
Wild animals used in circuses	22
Wild animals used in mobile zoos	23
Using wild animals for performances	24
Contributions to conservation and education	25
Questionnaire surveys	26
<i>The first questionnaire</i>	27
<i>a. Responses to question 1a and b: indicators of good and poor welfare</i>	27
<i>b. Responses to question 2a and b: factors that contribute to good and poor welfare</i>	28
<i>c. Responses to question 3: factors that influence welfare in circuses that are not found in other captive environments</i>	28
<i>The second questionnaire</i>	28

Animal welfare – concepts and definitions	32
Literature review	32
<i>Literature selection</i>	32
<i>Housing and husbandry: key welfare points</i>	33
<i>Environmental enrichment: key welfare points</i>	35
<i>Training: key welfare points</i>	36
<i>Handling: key welfare points</i>	37
<i>Visitor presence: key welfare points</i>	38
<i>Noise and disturbance: key welfare points</i>	38
<i>The social environment: key welfare points</i>	38
<i>Reproduction: key welfare points</i>	39
<i>Mortality and morbidity: key welfare points</i>	39
<i>Diet and nutrition: key welfare points</i>	40
<i>Transport: key welfare points</i>	40
<i>Translocation: key welfare points</i>	41
<i>Choice and control: key welfare points</i>	41
Conclusions	42
References	48
Appendix 1: What is a non-domesticated animal?	51
Appendix 2: People who contributed to one or both of the questionnaires	53
Appendix 3: The first questionnaire	57
Appendix 4: The first questionnaire	61
<i>Responses to question 1a</i>	61
<i>Responses to question 1b</i>	62
<i>Responses to question 2a</i>	63
<i>Responses to question 2b</i>	64
<i>Responses to question 3</i>	65
Appendix 5: The second questionnaire	66

Appendix 6: Responses to the second questionnaire	70
<i>Responses to questions 1 to 8</i>	70
<i>Responses to questions 9 to 13</i>	71
<i>Responses to questions 14 to 24</i>	71
<i>Responses to questions 25 to 35</i>	72
<i>Responses to questions 36 to 42</i>	72
Appendix 7: Review of the literature	73
Animal welfare - concepts and definitions	73
<i>Assessing animal welfare</i>	73
Indicators of welfare	75
<i>Normal behavioural repertoires and time budgets</i>	75
<i>Play</i>	75
<i>Coping behaviour</i>	76
<i>Physiological stress responses</i>	76
<i>Abnormal and stereotypic behaviour</i>	77
Psychological wellbeing	78
<i>What is psychological wellbeing?</i>	78
<i>Animal emotions and affective state</i>	78
<i>Anticipatory behaviour and sensitivity to reward</i>	79
Housing and husbandry	79
<i>Enclosure size</i>	79
<i>Vertical space</i>	80
<i>Restraint</i>	80
<i>Lack of enclosure complexity</i>	81
<i>Enclosure substrate</i>	81
<i>Lighting conditions</i>	82
<i>Temperature conditions</i>	82
Environmental enrichment	83
<i>Social enrichment</i>	84
<i>Structural enrichment</i>	84
<i>Sensory enrichment</i>	85
<i>Cognitive enrichment</i>	86
<i>Food-based enrichment</i>	86
<i>Novel object enrichment</i>	87
<i>Giving animals choices</i>	87
<i>Habituation to enrichment</i>	88

Training	89
<i>Training methods</i>	89
<i>Free contact and protected contact</i>	89
<i>Maximising motivation for reinforcers</i>	90
<i>Individual differences in the rate of learning</i>	90
<i>Purpose of training</i>	91
<i>a. Voluntary participation and desensitisation</i>	91
<i>b. Socialisation, reproduction and exercise</i>	91
<i>c. Human use or entertainment</i>	92
<i>The trainer</i>	93
<i>Welfare benefits of training</i>	94
<i>a. Training reduces fear</i>	94
<i>b. Training reduces abnormal behaviour</i>	94
<i>c. Training provides learning opportunities</i>	94
<i>d. Training gives animals more choice and control</i>	94
<i>Do animals enjoy training/performance?</i>	95
<i>Is training more beneficial than environmental enrichment?</i>	95
<i>Educational benefits of training and performance</i>	96
Handling	96
<i>Positive effects</i>	96
<i>Neutral effects</i>	97
<i>Negative effects</i>	97
<i>Ways to alleviate handling stress</i>	99
<i>Habituation</i>	100
<i>Hand rearing</i>	100
Visitor presence	100
Noise and disturbance	114
The social environment	120
<i>Solitary species</i>	121
<i>Social species</i>	121
<i>Group composition</i>	121
<i>Effects of social disruption</i>	123
<i>Separation for performance</i>	123
<i>The wider social environment</i>	123

Reproduction	124
<i>The 'need' to breed</i>	125
<i>Captive breeding</i>	125
<i>Maternal experience</i>	126
<i>Effects of early separation</i>	126
<i>Hand rearing</i>	127
<i>Effects of early experience</i>	127
Mortality and morbidity	129
<i>Mortality and survivorship</i>	129
<i>Ailments and diseases in captive animals</i>	129
<i>Contact with humans</i>	130
<i>Grazing on common land and interactions with wildlife</i>	130
<i>Effects of housing and husbandry</i>	131
<i>Effects of climate</i>	132
<i>Effects of social conditions</i>	132
<i>Effects of performance</i>	133
<i>Effects of stress</i>	133
Diet and nutrition	134
<i>Feeding frequency and amount</i>	135
<i>Importance of a species-typical diet</i>	136
<i>Importance of species-typical food presentation</i>	136
<i>Psychological aspects of feeding</i>	137
<i>Nutritional disorders</i>	137
<i>Food as a source of disease and ill-health</i>	138
Transport	139
<i>Frequency of transport and habituation to transport</i>	139
<i>Loading and unloading</i>	139
<i>Effects of transport on behaviour</i>	140
<i>Vehicle movement and vibration</i>	140
<i>Environmental conditions</i>	140
Translocation	141
<i>Effects of translocation</i>	141
<i>Habituation to translocation</i>	141
Choice and control	142

References	143
-------------------	-----

Remit of the review

We were asked to provide the Welsh Government with an impartial literature review and an analysis of the scientific evidence available as to whether captive wild animals in travelling circuses and other travelling animal shows achieve their optimal welfare requirements as set out under the Animal Welfare Act 2006 and any other relevant legislation.

We were told that the questions which primarily needed to be considered were:-

- ◆ What evidence is there that the welfare, both physical and mental, of wild and/or non-domesticated animals is sub-optimal in travelling and non-travelling circuses?
- ◆ To review the issue of environmental enrichment and, in particular, whether the regular training and interaction with the animals provides enrichment.
- ◆ Does the evidence currently available support a ban on the use of such animals in travelling environments?
- ◆ What evidence exists to demonstrate that travelling environments might induce behaviours that are not normally consistent for wild animals?

The requirements of the contract were to provide:-

- ◆ The Welsh Government with an impartial literature review and an analysis of the scientific evidence that is available as to whether captive wild animals in travelling circuses achieve their optimal requirements as set out under the Animal Welfare Act 2006 and any other relevant legislation. We were told that this should also include their environment and enrichment of that environment and of the animals.
- ◆ A report that will enable a view to be taken by the Wales Animal Health and Welfare Framework Group on the concerns expressed by the Welsh Government as to whether it is appropriate for non-domesticated animals to be used in travelling entertainment.

We were given the following potential parameters for the review:-

- ◆ Contact all relevant persons that we consider appropriate, to ask them to advise us of any relevant evidence and scientific literature of which they are aware, and to record these representatives/organisations in our review.
- ◆ Summarise the existing scientific evidence of standards of animal welfare from the UK.

- ◆ Summarise the existing scientific evidence of standards of animal welfare from the rest of the world, using scientific polling to obtain international feedback.
- ◆ To include non-domesticated animals in the review; these were defined as a member of a species that is not normally domesticated in the British Islands i.e. a species whose collective behaviour, life cycle or physiology remains unaltered from the wild type despite their breeding and living conditions being under human control for multiple generations.
- ◆ Review the relevant legislation in other countries, their rationale for implementing a ban on wild animals in circuses, and whether there is appropriate evidence for a country not to implement a ban on the use of such animals.
- ◆ The welfare of animals in transport and any relevant European rules on travelling circuses.
- ◆ Whether there is any scope for circuses to carry out the ethical functions of licensed zoos, such as research, education and conservation, and what evidence, if any, is available to support that approach.
- ◆ The evidence presented in the contract report must be weighted to ensure that it is clear where research is published by groups with a vested interest e.g. circus unions or animal rights campaigners.
- ◆ To make it clear where evidence is not necessarily scientific, such as polls and petitions.
- ◆ To include the trade in circus animals, if known, and the sorts of animals that are traded.
- ◆ To consider any other evidence that may be relevant, such as: the Zoo Expert Committee's review of mobile zoos such as falconry displays, reptile/invertebrate shows and educational shows, which have many features in common with circuses; the Captive Animals' Protection Society's data on the number of mobile zoos in the UK and the animals used; and the RSPCA data on the number of complaints about these forms of animal entertainment.
- ◆ To consider whether any countries/administrations have set proactive measures to safeguard animal welfare in circus operations.
- ◆ To review existing legislation that affects circuses.

Background

In March 2010 the UK Government published a summary of the responses to its consultation on whether wild animals in circuses should be banned, and on 13 May 2011 announced its decision to introduce a licensing system rather than a ban on wild animals in circuses¹. Animal welfare groups expressed significant concerns about this decision. The Government cited concern over a legal challenge to a ban in Austria as one of the reasons for not pursuing a ban in England at that time. However, the case against the Austrian ban was later dropped¹.

The Animal Welfare Act 2006 makes it a criminal offence for any person responsible for an animal to fail to provide for the animal's welfare. However, there is considerable debate about the welfare of wild animals in travelling circuses, and views are polarised as to whether the specific conditions provided by circuses meet the welfare needs of wild animals. The Animal Welfare Act 2006 provides the Secretary of State with powers to introduce additional regulations, and on 23 June 2011 a back bench debate was held on the motion tabled by Mark Pritchard MP "That this House directs the Government to use its powers under section 12 of the Animal Welfare Act 2006 to introduce a regulation banning the use of all wild animals in circuses to take effect by 1 July 2012". The motion was passed unopposed.

The Government then published a consultation on its proposed licensing system in March 2012, and at the same time announced its intention to ban the use of wild animals in circuses in the longer term. It was said that the proposed licensing scheme would cover all aspects of life for a wild animal in a travelling circus environment including¹:-

- ◆ Good accommodation and housing whilst being transported, at a performance, and in winter quarters;
- ◆ Full veterinary care;
- ◆ Controlling carefully who has access to the animals;
- ◆ Diet including food storage, preparation and provision;
- ◆ Environment such as noise and temperature; and
- ◆ Welfare during training and performance.

Regulations to bring in the licensing scheme were laid before Parliament on 12 July 2012. The draft Wild Animals in Circuses Bill which, if it had been adopted, would have banned the use of all wild animals in travelling circuses, was published on 16 April 2013. In Section 2, the Government stated that it does not believe it is appropriate to continue to use wild animals in travelling circuses because:-

- ◆ It is not necessary to use wild animals in travelling circuses to experience the circus;
- ◆ wild animals are just that and are not naturally suited to travelling circuses and may suffer as a result of being unable to fulfil their instinctive natural behaviour;
- ◆ we should feel duty-bound to recognise that wild animals have intrinsic value, and respect their inherent wildness and its implications for their treatment; and
- ◆ the practice adds nothing to the understanding and conservation of wild animals and the natural environment.

The draft Bill extended to England and Wales, but the offence of using a wild animal in a travelling circus in the draft Bill only applied to England. However, the Defra Minister Lord de Mauley wrote to his three counterparts in the Devolved Administrations to ask them to consider whether they would allow the Westminster Parliament to legislate for their countries.

However, the EFRA Select Committee Report² published on 9 July 2013 recommended that the Government revise its approach to the Bill so that a Schedule be attached that contained a proscribed list of animals which can no longer be used in travelling circuses; while this suggested that all big cats and elephants could be included on the list, species such as snakes, camels, zebras or raccoons would not be included. The Select Committee concluded "that there remains insufficient evidence, in line with the findings of the 2007 'Radford Report', for a ban on welfare grounds"².

The Government published its response on 22 October 2013³. It disagreed that a redraft of the Wild Animals in Circuses Bill would be effective or that a proscribed list of animal species was necessary, since it did not consider that it is still acceptable to use some species of wild animals in circuses but not others, and that the key issue was not the number of wild animals used in travelling circuses but that they are used at all¹.

There has been no further progress in England. Animal welfare is a devolved issue and, to date, legislation to prohibit the use of wild animals in circuses has not been put forward in Wales, Scotland or Northern Ireland.

Legislation relevant to circuses with animals in Wales

Animal welfare legislation

The Animal Welfare Act 2006 applies to the welfare of vertebrate animals. Sections 4 to 8 apply only to 'protected animals', which include those commonly domesticated in the British Isles, permanently or temporarily under the control of humans, or not living in a wild state, and Section 9 applies to animals for which a person is 'responsible'. Animals used in circuses and other travelling shows are therefore covered by Sections 4 to 9. Key requirements of the Act include Section 4 regarding the prevention of unnecessary suffering and Section 9, which introduces a 'duty of care', making owners and keepers responsible for making sure the welfare needs of their animals are met. Section 9 states:-

9. Duty of person responsible for animal to ensure welfare

- (1) A person commits an offence if he does not take such steps as are reasonable in all the circumstances to ensure that the needs of an animal for which he is responsible are met to the extent required by good practice.
- (2) For the purposes of this Act, an animal's needs shall be taken to include -
 - (a) its need for a suitable environment,
 - (b) its need for a suitable diet,
 - (c) its need to be able to exhibit normal behaviour patterns,
 - (d) any need it has to be housed with, or apart from, other animals, and
 - (e) its need to be protected from pain, suffering, injury and disease.
- (3) The circumstances to which it is relevant to have regard when applying subsection (1) include, in particular -
 - (a) any lawful purpose for which the animal is kept, and
 - (b) any lawful activity undertaken in relation to the animal.
- (4) Nothing in this section applies to the destruction of an animal in an appropriate and humane manner.

Council Regulation (EC) 1/2005 applies to the welfare of animals during transport and related operations in the EU. Article 1 (1) states: "This Regulation shall apply to the transport of live vertebrate animals carried out within the Community, including the specific checks to be carried out by officials on consignments entering or leaving the customs territory of the Community." This suggests that animals travelling with a circus should be covered by the Regulation. However, in 2008, the European Commission issued the following statement⁴: "In the opinion of the Commission it can be argued that, despite the wording of Council Regulation (EC) 1/2005, and in order to ensure the consistency of the Regulation with Art. 37 of the EC Treaty, circus animals do not fall within the scope of that Regulation", although the Commission noted that "it is ultimately for the European Court of Justice to give binding legal interpretations of Community law."

Council Regulation (EC) 1/2005 is implemented in Wales by the Welfare of Animals (Transport) (Wales) Order 2007. Individual Member States are permitted to introduce more stringent requirements so can include the transport of circus animals if they wish. Defra guidance on the Regulation and the implementing Orders in England, Wales, Scotland and Northern Ireland states: "It is our view that the transport of circus animals is not within the scope of the Regulation when the animals can be described as travelling in their permanent housing. This position has been adopted in order to ensure consistency with Article 37 of the EC treaty and has the support of the European Commission. The transport of circus animals not travelling in what can be described as their permanent place of housing is therefore within the scope of the Regulation"⁵. Defra indicates that, where circus animals fall outside the scope of the Regulation, the general provisions under Article 4 of the Orders and the Animal Welfare Act 2006 are applicable. Article 4 of the Orders applies to invertebrates as well as vertebrates that fall outside the scope of the Regulation.

Therefore, the full requirements of Regulation 1/2005 and the implementing Order apply for those animals in circuses that are transported in vehicles/containers that are separate from their usual accommodation. For those animals in circuses that are transported in the cages or other containers in which they are usually housed, only very basic legal requirements are applicable to their welfare during transport, as set out under Article 4 of The Welfare of Animals (Transport) (Wales) Order 2007, which states:-

General provision on the protection of animals during transport

4. (1) It is an offence to transport any animal in a way which causes, or is likely to cause, injury or unnecessary suffering to that animal.
- (2) It is an offence to transport any animal except in such receptacles or means of transport, under conditions (in particular with regard to space, ventilation, temperature and security) and with such supply of liquid and oxygen, as are appropriate for the species concerned.
- (3) This article applies to the transport of cold-blooded invertebrate animals.
- (4) This article applies to the transport of vertebrate animals except those to which Council Regulation (EC) No 1/2005 applies.

Registration and licensing requirements

The exhibition and training of performing animals is regulated by the Performing Animals (Regulation) Act 1925 (as amended), which stipulates requirements for the registration of circuses with a local authority. Registration does not necessitate inspections. Under Section 5 of the Act, 'exhibit' is defined as meaning exhibit at any entertainment to which the public are admitted, whether on payment of money or otherwise and 'train' means to train for the purpose of any such exhibition. Section 7 of the Act excludes the training of animals for *bona fide* military, police, agricultural or sporting purposes, or the exhibition of any animals so trained.

The Zoo Licensing Act 1981 (as amended) sets out the local authority licensing requirements for zoos. The Act is not applicable to circuses, defined as "a place where animals are kept or introduced wholly or mainly for the purpose of performing tricks or manoeuvres at that place".

The Dangerous Wild Animals Act 1976 (as amended) sets out the local authority licensing requirements for keeping dangerous wild animals. There is an exemption for circuses, defined as "any place where animals are kept or introduced wholly or mainly for the purpose of performing tricks or manoeuvres". The latest version of the Schedule, containing the list of mammals, birds, reptiles and invertebrates covered by the Act, is given in The Dangerous Wild Animals Act 1976 (modification) (No. 2) Order 2007.

The Licensing Act 2003, as amended by the Legislative Reform (Entertainment Licensing) Order 2014, regulates the provision of entertainment. Entertainment that consists of or forms part of a performance by a travelling circus is not covered by the Act, provided certain conditions are met, as

set out below. However, the Act may be applicable in circumstances where the specified conditions are not met:-

Circuses

- 12D. (1) The provision of any entertainment that consists of or forms part of a performance by a travelling circus is not to be regarded as the provision of regulated entertainment for the purposes of this Act if the conditions in sub-paragraphs (2) to (5) are satisfied.
- (2) The first condition is that the entertainment is not of a description falling within paragraph 2(1)(b) (exhibition of a film) or paragraph 2(1)(d) (boxing or wrestling entertainment).
- (3) The second condition is that the entertainment takes place between 8am and 11pm on the same day.
- (4) The third condition is that -
 - (a) the entertainment takes place wholly within a moveable structure, and
 - (b) the audience present is accommodated wholly inside that moveable structure.
- (5) The fourth condition is that the travelling circus has not been located on the same site for more than 28 consecutive days.
- (6) In this paragraph, "travelling circus" means a circus which travels from site to site for the purpose of giving performances.

Animal movement and veterinary health checks

Commission Regulation 1739/2005 sets out the requirements for the movement of circus animals between EU Member States. The Regulation applies to travelling exhibitions, fairs or animal acts where animals are kept for the primary purpose of public exhibition or entertainment. The types of animal covered by the Regulation are listed in Annex A of Directive 92/65/EEC.

Regulation 1739/2005 has been introduced into Welsh law through an amendment to the Animals and Animal Products (Import and Export) (Wales) Regulations 2006. The amending Regulations are the Animals and Animal Products (Import and Export) (Wales) (Laboratories, Circuses and Avian Quarantine) Regulations 2007.

To be permitted to move to another Member State, a circus based in England or Wales must be registered with the Animal and Plant Health Agency (APHA) and the animals must have

passports and meet testing and vaccination requirements. At least ten days prior to travel to another Member State, a circus must inform the Competent Authority (in the Member State where it is currently situated) of its intention to move.

Within the UK, animals in circuses may be subject to temporary movement restrictions and other requirements, as necessary for the control of disease outbreaks, in accordance with the Animal Health Act 1981 (as amended).

Wildlife trade restrictions

Trade in certain species is restricted under the Convention on International Trade in Endangered Species of Wild Fauna and Flora (CITES). CITES is implemented in the EU through a set of Regulations known as the EU Wildlife Trade Regulations.

Currently these are Council Regulation (EC) No. 338/97 (The Basic or Principle Regulation) (as amended), Commission Regulation (EC) No. 865/2006 (the Implementing Regulation) (as amended), and Commission Implementing Regulation (EU) No. 792/2012 (the Permit Regulation). In addition, Commission Implementing Regulation (EU) No. 2105/736 (a Suspensions Regulation) is in place to suspend the introduction into the EU of particular species from certain countries. The current version of the Annexes to Regulation 338/97, containing the lists of species covered, is in Commission Regulation (EU) No 1320/2014.

The EU Wildlife Trade Regulations are implemented in the UK by the Control of Trade in Endangered Species (Enforcement) Regulations 1997 (as amended) and the Control of Trade in Endangered Species (Fees) Regulations 2009.

Circuses must abide by these rules, which include a prohibition on the display to the public for commercial purposes of species listed in Annex A of Regulation 338/97 (as amended) unless an exemption is granted in accordance with Article 8 of Regulation 338/97, for example because the animals were captive born and bred or were acquired before the restrictions applied. Article 8 of The Control of Trade in Endangered Species (Enforcement) Regulations 1997 states:-

Purchase and sale etc

8. (1) Subject to paragraphs (3) and (4), a person who, contrary to Article 8 of the Principal Regulation, purchases, offers to purchase, acquires for commercial purposes, displays to the public for commercial purposes, uses for commercial gain, sells, keeps for sale, offers for sale or transports for sale any specimen of a species listed in

Annex A to the Principal Regulation shall be guilty of an offence.

- (2) Subject to paragraphs (4) and (5), any person who, contrary to Article 8 of the Principal Regulation, purchases, offers to purchase, acquires for commercial purposes, sells, keeps for sale, offers for sale or transports for sale any specimen of a species listed in Annex B to the Principal Regulation which has been imported or acquired unlawfully shall be guilty of an offence.
- (3) Paragraph (1) does not apply to anything done under, and in accordance with the terms of, any certificate or general derogation granted pursuant to Article 8 of the Council Regulation.
- (4) A person shall not be guilty of an offence under paragraph (1) or (2) if he proves to the satisfaction of the court that at the time the alleged offence was committed he had no reason to believe that the specimen was a specimen of a species listed in Annex A, or as the case may be Annex B.
- (5) A person shall not be guilty of an offence under paragraph (2) if he proves to the satisfaction of the court-
 - (a) that at the time when the specimen first came into his possession he made such enquiries (if any) as in the circumstances were reasonable in order to ascertain whether it was imported or acquired unlawfully; and
 - (b) that at the time the alleged offence was committed, he had no reason to believe that the specimen was imported or acquired unlawfully.
- (6) Without prejudice to the generality of paragraph (5) above, a person shall be taken to have made such enquiries as are mentioned there if he produces to the court a statement which was furnished by the person from whom he obtained possession of the specimen ("the supplier"), which was signed by the supplier or by a person authorised by him, and which states that-
 - (a) the supplier made enquiries at the time the specimen came into his possession in order to ascertain whether it was a specimen which had been imported or acquired unlawfully; and

- (b) the supplier had no reason to believe at the time he relinquished possession of the specimen to the accused that the article was at that time a specimen which had been imported or acquired unlawfully.
- (7) A person who furnishes, for the purposes of regulation 6 above, a statement which he knows to be false in a material particular, or recklessly furnishes for those purposes a certificate which is false in a material particular, shall be guilty of an offence.
- (8) A person guilty of an offence under paragraph (1), (2) or (7) above shall be liable-
 - (a) on summary conviction, to a fine not exceeding level 5 on the standard scale, to a term of imprisonment not exceeding three months, or to both; and
 - (b) on conviction on indictment, to a term of imprisonment not exceeding two years or a fine, or to both.
- (a) were acquired in, or were introduced into, the Community before the provisions relating to species listed in Appendix I to the Convention or in Annex C1 to Regulation (EEC) No 3626/82 or in Annex A became applicable to the specimens; or
- (b) are worked specimens that were acquired more than 50 years previously; or
- (c) were introduced into the Community in compliance with the provisions of this Regulation and are to be used for purposes which are not detrimental to the survival of the species concerned; or
- (d) are captive-born and bred specimens of an animal species or artificially propagated specimens of a plant species or are parts or derivatives of such specimens; or
- (e) are required under exceptional circumstances for the advancement of science or for essential biomedical purposes pursuant to Council Directive 86/609/EEC of 24 November 1986 on the approximation of laws, regulations and administrative provisions of the Member States regarding the protection of animals used for experimental and other scientific purposes (6) where the species in question proves to be the only one suitable for those purposes and where there are no specimens of the species which have been born and bred in captivity; or
- (f) are intended for breeding or propagation purposes from which conservation benefits will accrue to the species concerned; or
- (g) are intended for research or education aimed at the preservation or conservation of the species; or
- (h) originate in a Member State and were taken from the wild in accordance with the legislation in force in that Member State.

Article 8 of Regulation 338/97 states:-

Provisions relating to the control of commercial activities

1. The purchase, offer to purchase, acquisition for commercial purposes, display to the public for commercial purposes, use for commercial gain and sale, keeping for sale, offering for sale or transporting for sale of specimens of the species listed in Annex A shall be prohibited.
2. Member States may prohibit the holding of specimens, in particular live animals of the species listed in Annex A.
3. In accordance with the requirements of other Community legislation on the conservation of wild fauna and flora, exemption from the prohibitions referred to in paragraph 1 may be granted by issuance of a certificate to that effect by a management authority of the Member State in which the specimens are located, on a case-by-case basis where the specimens:-

Licensing of wild animals in circuses in the UK

In England the person responsible for the operation of a travelling circus that has wild animals must hold a licence in accordance with the Welfare of Animals in Travelling Circuses (England) Regulations 2012. The licensing requirements do not currently apply in Wales, Scotland or Northern Ireland. The licensing conditions include:-

- ◆ Giving the Secretary of State notice before acquiring a wild animal for use in a travelling circus, notification of the tour schedule, and records of each licensed animal
- ◆ Making care plans for each individual or social group of licensed animals, restricting access to the animals to people with appropriate qualifications or experience, and consultation with, and regular inspection of the animals by, a veterinary surgeon
- ◆ Responsibility of the operator to promote the welfare of licensed animals
- ◆ Specific welfare requirements for display, training and performance, for environment, and for transport

The licensing requirements are generally non-specific. For example, accommodation for the animals must be of “an appropriate size” and, where welfare standards are specified, these fall well below those for wild animals in zoos⁶.

The current situation globally

Globally, we have identified 33 countries that have nationwide bans on the use or import/export of some or all wild animals in circuses, including 18 EU member states: details are summarised in Table 1. A ban was also announced in China but it does not, as yet, appear to have been fully implemented and it is not entirely clear whether this applies to animal performances at all circuses and zoos or only at state-owned zoos⁷⁻⁹. Due to time constraints, it was not possible to refer to primary sources for every country so secondary sources are referenced in some cases. Where possible, we have given information on the specific species covered by each ban as definitions of ‘wild animals’ vary.

Information on the rationale for the various bans is included where available. Where supplementary information was not available but the title of the legislation containing the ban has been identified, we have assumed that there is an element of animal protection in the rationale for bans enacted under animal protection/welfare/anti-cruelty legislation, an element of animal health in the rationale for bans enacted under animal health legislation, and an element of wildlife conservation in the rationale for bans applicable specifically to CITES-listed species. The most common reason identified for the bans is animal welfare/protection: in 19 out of 23 countries for which information on the rationale was found, animal welfare/protection was the sole reason, or one of multiple reasons, identified for the ban. In some cases, for example in Belgium and Denmark, the decision was based on the conclusions of a body or working group after considering the scientific evidence regarding whether the needs of various species of wild animals could be met in a circus environment. In Belgium, a 2011 report by the Council of Animal Welfare concluded that, by their very nature, circuses are unable to provide species of wild animals with conditions that meet their species-specific physical, psychological and behavioural needs¹⁰. In Denmark, a working group concluded that, for most wild animals, it was not possible to keep them in circuses in a way which would be acceptable from an animal welfare point of view. However, for elephants, sea lions and zebras, the majority of the working group considered that it would be possible to keep them in an acceptable way, provided that they were kept in accordance with certain welfare provisions¹¹. Other reasons identified for the bans include animal health/disease transmission (four countries), public safety (three countries), wildlife conservation (three countries), investigative evidence or reports of animal abuse/mistreatment (two countries) and societal concern for animal welfare (one country).

Table 1. Summary of bans on the use of animals in circuses around the world

EU countries	Ban applies to:	Rationale
Austria ¹²	<i>All wild animals</i>	<i>Animal protection</i>
Belgium ¹³	<i>All wild animals</i> (only domesticated species listed in Annex 1 are permitted to be used in circuses; the list includes parrots, which arguably are not domesticated, and some exotic species: camels, lamas, and water buffalo)	<i>Animal welfare</i> The 2014 amendment lists permitted species based on a 2011 report by the Council of Animal Welfare, which concluded that by their very nature, circuses are unable to provide species of wild animals with conditions that meet their species-specific physical, psychological and behavioural needs ¹⁰
Bulgaria ¹⁴	<i>Most wild animals</i> (except dolphins)	<i>Animal protection</i>
Croatia ¹⁵	<i>All wild animals</i>	<i>Animal protection</i>
Cyprus ^{16,17}	<i>All animals</i>	
Czech Republic ¹⁸	<i>Some wild animals</i> (newborn primates, pinnipeds, Cetacea, excluding the Delphinidae family, rhinoceri, hippopotami and giraffes)	<i>Animal protection</i>
Denmark ¹⁹	<i>Most wild animals</i> (except elephants, sea lions, zebras, foxes, mink and parrots)	<i>Animal welfare</i> Ban based on the findings of a working group regarding which species could be kept in an acceptable way from a welfare perspective ¹¹
Estonia ²⁰	<i>Wild-caught animals</i>	<i>Animal protection</i>
Finland ²¹	<i>Some wild animals</i> (in Finland, only certain listed species can be used in circuses, including horses, ponies, cats, dogs and a few others; on the Åland Islands, apes, predators, wild ruminants, ungulates, marsupials, pinnipeds, rhinos, hippos, raptors, cone animals and crocodilians are explicitly prohibited in circuses but other species, including elephants, are allowed with permission) ²²	<i>Animal welfare</i> The Animal Protection Law indicates that the decision of the Ministry regarding which species are prohibited in circuses in Finland is based on whether there is available knowledge to provide acceptable humane conditions ²¹

EU countries	Ban applies to:	Rationale
Greece ²³	<i>All animals</i>	
Hungary ²⁴	<i>Wild-caught animals, elephants, rhinos, primates and CITES (Appendix 1) listed species caught after 2010</i>	<i>Animal protection and wildlife conservation</i>
Malta ²⁵	<i>All animals</i>	<i>Animal protection</i>
Netherlands ²⁶	<i>All wild animals (only domesticated species listed in Annex IV of the Decree are permitted to be used in circuses, which includes some exotic species – camels, alpacas and llamas)</i>	<i>Animal health</i> Secretary Sharon Dijksma of the Ministry of Economic Affairs in The Hague: “The health of animals is more important than their use for parties or clinging to outdated traditions” ²⁶
Poland ²⁷	<i>Wild-caught animals (and only animals for which it is possible to provide living conditions appropriate to the needs of the species may be used in training/shows/entertainment)</i>	<i>Animal protection</i>
Portugal ²⁸	<i>CITES-listed species and their hybrids</i>	<i>Wildlife conservation, animal welfare, animal health and public safety</i> The preamble of the Ordinance refers to species conservation, animal welfare and health, and danger to people ²⁸
Slovakia ²⁹	<i>CITES-listed species</i>	<i>Wildlife conservation</i>
Slovenia ³⁰	<i>All wild animals</i>	<i>Animal protection</i>
Sweden ³¹	<i>Some wild animals (monkeys, predators with the exception of domesticated dogs and cats, pinnipeds with the exception of sea-lions, rhinoceroses, hippopotamuses, deer with the exception of reindeer, giraffes, kangaroos, birds of prey, ratite birds and crocodilians)</i>	<i>Animal protection</i>

Non-EU countries	Ban applies to:	Rationale
Bolivia ^{16,17,29,32}	<i>All animals</i>	<i>Animal abuse</i> Ban reportedly based on animal cruelty/findings of undercover investigations ³²
Bosnia & Herzegovina ¹⁶	<i>All animals</i>	
Colombia ³³	<i>All wild animals</i>	
Costa Rica ³⁴	<i>All wild animals</i>	<i>Animal health</i>
Ecuador ^{16,17}	<i>Native wild animals (and restrictions on the use of exotic animals and ban on imports of native and exotic wild animals with circuses)</i>	
El Salvador ¹⁶	<i>All wild animals</i>	
India ³⁵	<i>Some wild animals</i>	<i>Animal protection</i>
Israel ³⁶	<i>All wild animals (training to perform unnatural acts)</i>	<i>Animal protection</i>
Mexico ^{16,17}	<i>All wild animals</i>	
Panama ^{16,17}	<i>All wild animals</i>	
Paraguay ^{16,17}	<i>All wild animals</i>	
Peru ^{16,17}	<i>All wild animals</i>	
Serbia ³⁷	<i>All wild animals</i>	<i>Animal protection</i>
Singapore ³⁸	<i>All wild animals</i>	<i>Public safety, animal welfare, animal abuse and societal concern</i> The Agri-Food and Veterinary Office statement refers to increasing numbers of accidents and reports of abuse, growing public concern over welfare, and inadequate accommodation ³⁸
Taiwan ^{16,39}	<i>Protected wildlife (import/export)</i>	<i>Public safety, animal health and animal welfare</i> DPP Legislator Tien Chiu-chin states: "Whether we are talking from the point of view of public safety, disease prevention or animal welfare, this amendment to stop circus animals from being imported into Taiwan is necessary" ³⁹

Where the use of wild animals continues to be permitted in circuses, some countries have taken steps to protect their welfare by introducing legally-binding minimum standards or non-legally-binding guidelines for circus animal welfare in addition to any general requirements under generic animal protection/anti-cruelty legislation. For example, in New Zealand the Animal Circuses (Welfare) Code of Practice 2005⁴⁰ (issued under the Animal Welfare Act 1999) stipulates legal minimum standards and recommended best practice for the care of circus animals, covering obligations of owners and persons in charge of animals; circus operation; food and water; shelter, accommodation and housing; environmental and behavioural enrichment; animal training and performances; species-specific standards for elephants, lions and primates; disease and injury control; transport; and a quality assurance system. In Germany, the Guidelines for Entertainment, Training and Use of Animals in Circuses and Similar Establishments are

not legally binding but assist owners, authorities and courts in deciding whether animal husbandry meets the requirements of the law⁴¹. In Australia, welfare codes for circus animals are legally-binding in some Territories e.g. South Australia⁴² but not in others e.g. Victoria⁴³, and the draft proposed national standards for exhibited animals specifically exclude animals in circuses⁴⁴. Legal requirements also vary between States in the USA⁴⁵, with some basic requirements stipulated under Federal law⁴⁶ applicable across all States.

There are also local bans in various semi-autonomous regions/counties/municipalities in a number of countries, including Argentina, Australia, Brazil, Canada, Chile, Norway, Poland, Republic of Ireland, Spain, UK and USA^{16,17,47}. More than 200 local authorities in the UK already have a ban on animals in circuses (more than two thirds of these ban all animals, while the remainder ban wild animals)^{16,48}. The known local authority bans in Wales are summarised in Table 2.

Table 2. Local authority bans in Wales collated in 2009 by the RSPCA and updated in 2016⁶

Council	Ban	Date	Notes
Blaenau Gwent	No	2016	
Bridgend	No	2009	Circuses treated in the same way as any other event with animals
Caerphilly	Yes	2009	Policy relates to pre 1996 councils; no formal policy exists relating directly to Caerphilly council
Cardiff	Yes	1985	Wild animals banned but not domesticated animals, which are monitored by offices and require a code of practice from the circus
Carmarthenshire	No	2009	
Ceredigion	No	2009	No plan to be revised
Conwy	No	2009	Allowed a circus in 2013
Denbighshire	Yes	1998	Circus on private land which they licence and is inspected by officers
Flintshire	No	2008	Would want widespread public consultation. Have not had a circus in 12 years
Gwynedd	No	2009	Estate Department does not allow circuses with animals but no formal ban
Merthyr Tydfil	Yes	1995	No formal ban but as a condition of hire do not allow wild animals
Monmouthshire	No	2008	
Neath Port Talbot	Unknown	2008	Letter sent but no reply
Newport	Yes	2008	
Pembrokeshire	Yes	1996	Circuses with animals on private land are subject to an inspection by Animal Health and Welfare Inspector
Powys	No	2016	
Rhondda Cynon Taff	Yes	2008	Inspection by Animal Health Officers if on private land
Swansea	Yes	2009	Pre-1996 policy
Torfaen	No	2008	
Vale of Glamorgan	Yes	2008	
Wrexham	Yes	2008	No formal policies in place to support a ban
Ynys Mon	No	2008	Each application reviewed on merit; no recent animal circuses allowed
Yes	10	45%	
No	11	50%	
Unknown	1	5%	

What is a non-domesticated animal?

For this review, we were told that non-domesticated animals were defined as “a member of a species that is not normally domesticated in the British Islands; that is to say, a species whose collective behaviour, life cycle or physiology remains unaltered from the wild type despite their breeding and living conditions being under human control for multiple generations”. This definition derives from the Zoo Licensing Act 1981 and is the one used in an earlier review of *Wild animals in travelling circuses*⁴⁹. However, the earlier review included camels, llamas and reindeer as non-domesticated animals, even though all have a long history of domestication (Appendix 1).

In its review of the wildlife legislation in England and Wales, the Law Commission recommended that a wild animal “should be defined as any animal which was not bred in captivity, or an animal that was bred in captivity which has been lawfully released into the wild as part of a re-population or re-introduction programme. Secondly, an animal should not be considered “captive-bred” unless it was bred in captivity using animals which were lawfully in captivity”⁵⁰. This definition related to the legislation that was being reviewed by the Law Commission and is not helpful when considering which species currently used in travelling circuses and mobile zoos should be considered to be wild animals.

It is also unclear why some domesticated species require a licence under the Dangerous Wild Animals Act 1976. Many domesticated species pose a risk to human health and safety: 74 people were killed by cattle in the 15 years from 2000⁵¹.

Wild animals used in circuses

While a limited range of species is currently used in traditional British circuses, a survey in 2006 listed the following species in European circuses, with the most common in italics: mammals - *African elephant*, *Asian elephant*, antelope, baboon, bison, black bear, *Bactrian camel*, chimpanzee, eland, European brown bear, fox, giraffe, *guanaco*, hippopotamus, hyaena, jaguar, kangaroo, leopard, liger, *lion*, *puma*, pygmy hippopotamus, reindeer, rhesus monkey, rhinoceros, *sea lion*, snow leopard, tapir, *tiger*, water buffalo, wolf and *zebra*; birds - emu, ostrich, parakeet, parrots and macaws, penguin, vulture; and reptiles - *alligator* and *pythons*. The numbers of some of these are substantial: there were 90 elephants in German circuses and 400 big cats in French circuses⁵².

In 2015, 19 wild animals in England (seven reindeer, three snakes, three zebras, three camels, one ankole, one fox and one raccoon) were covered by licenses issued to two circuses under the Welfare of Animals in Travelling Circuses (England) Regulations 2012:-

Table 3. Animals licensed in circuses in England in 2015⁶

	Circus Mondao	Jolly's Circus	Total
Ankole	-	1	1
Camel	2	1	3
Fox	-	1	1
Raccoon	-	1	1
Reindeer	2	5	7
Snakes	-	3 (1 boa, 2 Burmese pythons)	3
Zebra	1	2	3
Tiger	-	-	-
Lion	-	-	-
Total	5	14	19

In 2014, 23 wild animals in England (six reindeer, three snakes, three zebras, three tigers, three camels, two lions, one ankole, one fox and one

raccoon) were covered by licenses issued to the same two circuses under the Welfare of Animals in Travelling Circuses (England) Regulations 2012⁶:-

Table 4. Animals licensed in circuses in England in 2014⁶

	Circus Mondao	Jolly's Circus	Total
Ankole	-	1	1
Camel	2	1	3
Fox	-	1	1
Raccoon	-	1	1
Reindeer	2	4	6
Snakes	-	3 (1 boa, 2 Burmese pythons)	3
Zebra	1	2	3
Tiger	-	3	3
Lion	-	2	2
Total	5	18	23

Wild animals used in mobile zoos

In recent years there has been an increasing trend to use wild animals in a diversity of travelling animal shows. For convenience, hereafter we refer to these as “mobile zoos”. In 2013 a survey by the Captive Animals’ Protection Society (CAPS) found that 169 companies were hiring animals out for parties, events and school talks, with at least 3,000 animals held by these companies. This estimate was based on internet research and Freedom of Information requests to local authorities; since no stock lists were available, the number of species and individual animals were estimated from the available promotional information. So there were likely to be more businesses and animals involved. An updated list in 2016 found that 35 mobile zoos had closed but that 54 had started to operate, so that the number of mobile zoos was around 188, plus 7 mobile ‘farms’, with around 3570 animals between them^{53,54}.

A great range of wild animals is used in these mobile zoos. The most popular species in CAPS’s 2016 survey were African land snails, bearded dragons, corn snakes, hedgehogs, hissing cockroaches, millipedes, royal pythons, scorpions and tarantulas. These animals are generally transported packed in dog/cat crates or plastic containers of varying kinds and used to give talks or other types of

presentations, often referred to as ‘experiences’. Typical events are school/educational establishment talks, party packages, corporate bookings, fêtes and other external events. Many of these companies also offer animal assisted therapy, claiming to assist healing or help overcome social issues⁵⁴. However, while there is an extensive literature on the benefits of animal assisted therapy with companion animals, and some evidence for animal assisted therapy with cetaceans, there is virtually no scientific evidence of the benefits of animal assisted therapy with exotics^{55,56}.

While some animals are only handled by the mobile zoo operator or are kept in their carriers/containers for people to observe, many are handled by children and/or adults. This can include activities such as simply holding animals, draping snakes around people’s necks, and/or sitting birds and some mammals on someone’s shoulder. Some birds are tethered for people to look at and many animals are walked on leads/harnesses. Many mobile zoos offer the chance to hand feed the animals as part of the experience, and some use wild animals in ‘performances’. Some of the animals used in these displays are dressed in clothes. Some use birds of prey and parrots in flying displays, others make the animals perform certain behaviours on command, or complete a series of tricks, such as moving over obstacles and manipulating objects. Examples include a parrot riding on the back of a tortoise, animals being made to complete assault courses, and birds riding bicycles⁵⁴.

It is becoming increasingly popular to use wild animals at Christmas events. In 2015, at least 80 events used reindeer, penguins or camels; these animals were paraded, kept on show or interacted with humans. For example, penguins were used to parade through a town centre at a Christmas market, reindeer were paraded through a town pulling a sleigh, and reindeer were kept in pens for a number of days for people to look at. Venues for these Christmas events included schools, universities, town centres, shopping centres, garden centres, a hospital and a hospice⁵⁷.

The Zoo Licensing Act 1981 defines a zoo as “any establishment where animals of wild species are exhibited to the public”⁵⁸. The Act stipulates that “all zoos that are open to the public, with or without charge on seven or more days in a twelve-month period need a licence from their local authority to operate”⁵⁸. Circuses are specifically excluded from the Zoo Licensing Act 1981; they are defined as “a place where animals are kept or introduced wholly or mainly for the purpose of performing tricks or manoeuvres at that place”. Circus winter quarters, which are static and may be open to the public, are included within the definition of a circus and so are not considered to be zoos⁵⁸.

The Zoo Licensing Act 1981 was introduced before mobile zoos were common, which seem to fall between zoos and circuses. Some Christmas events by “mobile zoos” are static and display animals, usually reindeer, at one site for more than seven days a year. Also, many if not most mobile zoos are displaying wild animals to the public for more than seven days a year, albeit generally in different locations. It is unclear why an “establishment” displaying wild animals to the public is required to be licenced under the Zoo Licensing Act 1981 if it is static but not if it is mobile. It is also hard to see how training wild animals to perform tricks in mobile zoos differs from wild animals performing tricks in travelling circuses, other than that the species involved are generally smaller.

The 2013 survey by CAPS found that 66% of the businesses they identified were not registered with a local authority under the Performing Animals (Regulation) Act 1925⁵³ and there appears to be a significant level of public concern about mobile zoos. In 2015, 44 calls to the RSPCA’s Cruelty and Advice Line were about mobile zoos using wild animals, including bird of prey displays: 93% of these calls were from members of the public with concerns for animal welfare (the rest were queries from the businesses themselves). The species used in these businesses, from the calls logged, included aardvark, African pygmy hedgehog, arachnids, barn owl, bearded dragon, Bengal eagle owl,

burrowing owl, camel, crocodiles, European badger, European eagle owl, European hedgehog, falcon, fox, Harris’s hawk, kestrel, lizard, meerkat, penguins, raccoon, raccoon dog, reindeer, Richardson’s ground squirrel, skunk, snake, tortoise and white-faced scops owl. Venues for these events included a conference centre, festival, high street, nightclub, outdoor fair, pop-up café, pub and a wedding⁵⁹.

In the time available to us, we were unable to find where or how the animals in mobile zoos are sourced, or the extent of the trade in the animals for mobile zoos. However, in view of the large number of mobile zoos that have opened (and closed) in recent years, there must be a significant turn-over in stock. It is unclear what happens to wild animals that are no longer used in mobile zoos. There is also an extensive trade in many of these species to the public. This is based on misconceptions about the animals, due both to mobile zoos and advertising, and is a particular problem for smaller species such as meerkats⁶⁰. The perception that wild animals are “cute”, “cuddly”, “domesticated”, “malleable”, or that they are “pets” can be extremely damaging to their welfare.

It is also unclear whether some of the animals used in these shows (skunks, possibly foxes) have had their anal glands removed to enable them to be used for performances and/or handled by members of the public. Removing an animal’s anal glands for public display could be considered a prohibited procedure under the Mutilations (Permitted Procedures) (England) Regulations 2007, where a ‘prohibited procedure’ is defined under Section 5(3) of the Act as one ‘which involves interference with the sensitive tissues or bone structure of the animal, otherwise than for the purpose of its medical treatment’. Similar provisions apply in Wales (Mutilations (Permitted Procedures) (Wales) Regulations 2007) and Scotland (Animal Health & Welfare (Scotland) Act 2006 and subsequent Regulations). Any animals with their anal glands removed may have been obtained from a country that permits such mutilations.

Using wild animals for performances

Under the Wild Animals in Travelling Circuses (England) Regulations 2012, a licence is required to operate or manage “a travelling circus in England that uses wild animals”⁶¹. The guidelines issued by Defra state that “the word “circus” is well understood” but for clarity is defined to include

“any place where wild animals are kept or introduced wholly or mainly for the purpose of performing tricks or manoeuvres” and “a “travelling circus” means a circus which gives performances in more than one place and includes winter quarters where a wild animal associated with the circus is based while not touring”. It is unclear how this definition excludes mobile zoos such as bird of prey and parrot shows, where species of wild birds are used to perform various sorts of manoeuvres, or those mobile zoos where wild animals are trained to perform tricks.

Static zoos also use wild animals in different types of entertainment to increase visitor numbers⁶²; these include photo sessions, a range of interactions with the public, and the performance of various types of acts⁶³. Whipsnade Zoo, for instance, currently produces a show called Sealion Splash Live! (<https://www.zsl.org/zsl-whipsnade-zoo/news/sealion-splash-live>) in which sea lions have been trained to leap several feet out of the water to touch balloons suspended above their pool, feats of balancing and other tricks. This is comparable to the tricks that sea lions perform in circuses, and we could not see a clear distinction between training wild animals for entertainment in static zoos compared to training them for entertainment in travelling circuses and mobile zoos. Some static zoos also have their own mobile zoos. It was suggested to us that a key difference between static zoos and travelling circuses and mobile zoos is the primary role of the collection. In many static zoos, collection planning entails identifying the role of each animal in the collection. While the role of some of the animals may be to perform in encounters or shows, the overall role of the collection is conservation and education, so the performance role of some of their animals is purportedly to help fulfil the conservation and educational priorities of the collection as a whole⁶⁴. However, this would still appear to be contrary to the Government’s basic principle that “we should feel duty-bound to recognise that wild animals have intrinsic value, and respect their inherent wildness and its implications for their treatment”.

It is also unclear what constitutes a performing animal. According to Defra, “there is a difference between the exhibition of an animal (or the training of an animal for an exhibition) and the exhibition of a performing animal (or the training of a performing animal for an exhibition)”. It is their opinion that the former do not require a licence whereas the latter do and that where the “line is drawn between the two is a matter of interpretation” but that “there must be an ‘aspect of performance’ for a

licence to be required” under the Performing Animals (Regulations) Act 1925⁶⁴. In contrast, the RSPCA uses a wider definition, and refers to a ‘performing animal’ as one “that is taken away from, or disturbed in, its usual environment and/or social group, or trained/set up to perform specific desired behaviours for the purposes of public display” and that ‘performance’ includes productions such as circuses and mobile zoos, as well as film, TV, theatre, county fairs, art exhibits etc.⁶⁵. This definition seems more relevant for wild animals, since the key issues are the welfare effects of being taken away from, or disturbed in, their usual environment and/or social group, and how the animals are trained to perform particular behaviours or to interact with the public, including simply being handled or ‘petted’.

Contributions to conservation and education

We were also asked to consider whether travelling circuses and other animal entertainment shows could make a meaningful contribution to conservation/education. In his review, Radford said “It is acknowledged that some circuses claim to make a contribution to education and/or conservation, but these are unconvincing compared to the resources and expertise which zoos now devote to these activities”⁴⁹. While the estimated 273 licensed zoos in Britain⁶⁶ have more resources available to them, the issue is whether circuses and travelling shows can make a meaningful contribution to conservation and education with the resources available to them.

There is no expectation that small zoos in Britain should undertake major conservation and educational projects⁵⁸. As a guide, for a hypothetical zoo without conservation-sensitive species and 80,000 visitors per annum, putting up bird or bat boxes, maintaining hedgerows or a pond would be sufficient to comply with the conservation requirements of the Zoo Licensing Act 1981, provided that the public are informed of the work⁶⁷. So any benchmarks for conservation and/or education activities undertaken by travelling circuses should, as with zoos, be commensurate with their size and resources.

As a guide to what might be expected from circuses and other travelling animal shows, section 1A(a) of the Zoo licensing Act 1981 requires zoos to participate in one or more of the following five optional *ex situ* conservation activities:-

- a. participating in research from which conservation benefits accrue to the species, and/or training in relevant conservation skills, and/or the exchange of information relating to species conservation and/or, where appropriate, captive breeding, repopulation or reintroduction of species into the wild;
- b. promoting public education and awareness in relation to the conservation of biodiversity, particularly by providing information about the species exhibited and their natural habitats;
- c. accommodating their animals under conditions which aim to satisfy the biological and conservation requirements of the individual species, *inter alia*, by providing species specific enrichment of the enclosures; and maintaining a high standard of animal husbandry with a developed programme of preventive and curative veterinary care and nutrition;
- d. preventing the escape of animals in order to avoid possible ecological threats to indigenous species and preventing intrusion of outside pests and vermin;
- e. keeping of up-to-date records of the zoo's collection appropriate to the species recorded.

While it would be more challenging for circuses and other travelling animal shows to participate in activities (a) and (c), they could include signage and educational information in their presentations and, in theory, be considered to be promoting public education and the exchange of information comparable to the *ex situ* conservation activities undertaken by smaller zoos. They could also raise funds for *in situ* conservation via additional donations or a proportion of entrance fees, and/or by stimulating educational activities after the circus has moved to a new location. In this respect, travelling circuses and other animal shows could have a greater impact on individuals than zoos, although zoos generally have much larger numbers of visitors. Public animal training produced more positive visitor experiences and had more holding power compared to passive exhibit viewing⁶⁸, although what visitors learn is largely down to the knowledge of the presenter and how they present the information⁶⁹. Visits to circuses are relatively short so visitors are less likely to lose interest over time than they are at larger institutions such as zoos⁷⁰. Median visit time to one (large, immersive) zoo exhibit was 11 minutes, but only 50% of this time was spent looking at animals or engaged with interpretive elements⁷¹. Visitors viewed another enclosure for less than 10 seconds⁷².

It has long been argued that interactive animal 'shows' have the potential to have greater educational value than traditional zoos⁷³, especially when supported by accurate factual information⁶². However, several studies have highlighted the negative educational consequences of wild animal shows. Using wild animals for demonstrations and rides may portray wild animals as pets, thereby nullifying conservation messages and encouraging the public to exploit wild animals for personal benefit⁷⁴. The use of chimpanzees in the media for entertainment negatively distorted the public's perception of wild animals and may therefore hinder conservation efforts⁷⁵. A recent discourse analysis revealed that circuses are not conducive to promoting conservation messages because: they typically justify their use of animals by asserting that captivity is preferable to the wild, which promotes the idea that humans care for animals better than they do themselves; they broaden the definition of natural behaviour to any movement an animal can physically complete, which misrepresents how animals actually behave in the wild and disguises the fact that training is required to produce the behaviour; and they minimise the differences between humans and animals, which portrays the idea that animals are willing performers and disguises the underlying human domination⁷⁶.

With the increasing diversity of interactive forms of education, the overall contribution of travelling circuses and mobile zoos to conservation and/or education is likely to be marginal, and any potential benefits are likely to be outweighed by the negative impressions generated by using wild animals for entertainment.

Questionnaire surveys

Because of the polarised nature of the issue, we contacted relevant experts to obtain their views on the key welfare issues for wild animals in travelling circuses. Judgmental information can be indispensable for identifying and prioritizing issues, particularly when provided by experts in the field⁷⁷. We used a two-stage process; this helped us identify areas of agreement and disagreement, and identify and prioritise the key issues to consider in our review of the scientific literature. Relevant experts were identified through scientific publications, internet research and recommendations from other experts.

In total 658 people and organisations were contacted directly about the two questionnaires: these included 138 animal trainers and circuses (ATCs), 206 lawyers and veterinarians with expertise in wild animal

welfare (LVs), 107 people working for a relevant NGO (NGOs), 144 scientists such as biologists, researchers, behavioural and species experts (*Scis*), and 58 zoo and wild animal sanctuary staff (*Zoos*). We based the classification on the responder's personal expertise. So, for instance, a scientist with a publication record who was currently working for an NGO was classified as a scientist. Other contacts included relevant government officials and wildlife experts. All contacts were free to forward our questionnaire to other relevant experts at their discretion, and many did, so it is likely that many more people than the 658 people in our contact list had the opportunity to participate. Respondents were asked whether they would agree to be identified in the report: those who agreed are listed in Appendix 2.

The first questionnaire

We sent the first questionnaire, which consisted of three questions, to 613 experts around the world. They were asked to list up to ten indicators of good and bad welfare (questions 1a and 1b), and up to ten factors that could contribute to good and bad welfare (questions 2a and 2b), of wild animals in circuses and other travelling animal shows. Question 3 asked participants to list any issues they believed apply specifically to non-domesticated animals used in circuses and other travelling animal shows (Appendix 3).

We received 97 completed questionnaires, a response rate of 15.8%: 19 were from ATCs, 18 from LVs, 12 from NGOs, 38 from *Scis*, and 10 from *Zoos*. Some questionnaires were filled in collectively by several members of the same organisation and submitted as a single response.

The responses to each question were then categorised into six broad categories: behaviour, environment, health, management, training and performance, and travel. Within each of these broad categories we further sorted the responses into 'response categories' which contained aspects of a similar issue; for example, the broad category *health* included the response categories *appetite/thirst* and *physical condition* and the response category *physical condition* included aspects such as *foot condition*, *coat condition* and *injuries*. We plotted graphs separately for each question to identify the welfare indicators, contributing factors and issues that were most commonly identified by experts. To avoid inflation when experts listed different aspects of a similar issue in the same question, we only counted each specific response category once per question, per participant, regardless of the number of different aspects of the issue that were listed. For example if one expert listed *coat condition* and *lack of injury* as

indicators of good welfare for question 1a, these would be counted as a single mention of 'physical condition', within the broad category of 'health' (Appendix 4). Common behavioural indicators of psychological health such as *stereotypical behaviour* and *response to handlers* were included in the broad category *behaviour*.

Some response categories appeared under multiple broad categories, e.g. *frequency/duration* was used to summarise issues related to the frequency and duration of training under the broad category *training and performance* and issues related to the *frequency/duration* of transportation under the broad category of *travel*. In Appendix 4, the different broad categories are colour-coded to help interpretation.

Unfortunately some participants misinterpreted questions 1a and 1b and listed factors that might contribute to good or bad welfare as indicators of welfare. This led to aspects of the environment appearing on the graphs as indicators, which clearly they are not. However these misinterpretations were few in number so were unlikely to affect the overall pattern of responses.

a. Responses to question 1a and b: indicators of good and poor welfare

The most common indicators of animal welfare in circuses and travelling shows identified by experts were aspects of health and behaviour, and therefore physical and psychological health. The top indicator of both good and poor welfare was physical condition, such as body weight, muscle mass or fitness, and the condition of the pelage or epidermis, eyes, hooves, antlers etc. The ability of animals to engage in normal or natural behaviour (defined as belonging to the behavioural repertoire of animals of the same species, age and sex in nature) was the second most popular indicator of good welfare, whereas a scarcity of natural behaviour or the presence of abnormal or stress-related behaviours such as stereotypies, aggression and fearfulness, were said to indicate poor welfare. Several experts suggested that some behavioural indicators of good or poor welfare could be observed in response to human contact, such as when being approached or handled. Psychological health was considered an important aspect of animal welfare and some experts suggested that this could be determined by an animal's alertness, responsiveness and interest in their surroundings, in addition to the presence or absence of abnormal/stereotypical behaviour. The presence or absence of injury and disease, and aspects of physiology such as endocrinology, reproduction and digestion, were also considered reliable welfare indicators.

b. Responses to question 2a and b: factors that contribute to good and poor welfare

The leading factor that experts considered likely to contribute to good welfare in captive wild animals in circuses and other travelling shows was the availability, suitability and quality of food and water. This was closely followed by aspects of animal housing, particularly the size, condition and suitability of enclosures for the particular species, including during transportation. Experts considered that housing was the leading factor contributing to poor welfare, ahead of food and water. In addition to environmental housing conditions, animal welfare was thought to be influenced by the provision of a species-appropriate social environment, i.e. housing solitary species alone and social species in appropriate groups.

Conversely, training by positive reinforcement and by encouraging natural behaviour or movements was thought to contribute to good welfare by offering mental and physical stimulation. The frequency and duration of training sessions and performances were a concern for some experts, since overwork or overstimulation could interfere with natural behavioural time budgets, deprive animals of rest and cause excessive disturbance and stress.

The availability and provision of professional health care and veterinary treatment was considered an important contributor to good animal welfare, while the lack of regular veterinary health checks or deprivation of timely treatment were said to have a negative effect on animal welfare. The knowledge, experience and attentiveness of staff such as carers, handlers, grooms, trainers, business owners/managers and veterinarians, were frequently mentioned as contributors to both good and poor animal welfare.

Additional factors thought to influence welfare were the importance of exercise, the extent of freedom, choice and control animals have over their activities, the condition and hygiene of transport facilities and housing, the amount of time spent under close confinement, and the effects of human contact.

c. Responses to question 3: factors that influence welfare in circuses that are not found in other captive environments

Many experts believed that the welfare of animals in circuses was influenced by the greater frequency and duration of travel and performance not

experienced by animals in other captive environments. The limited size and complexity of temporary enclosures was also considered a factor likely to influence welfare. Views were mixed as to whether the impacts of frequent travel, performance and regular changes of scenery on animal welfare are positive, by offering mental and physical stimulation and reducing boredom, or negative, due to excessive disturbance, disruption and unpredictability.

Other factors thought to influence animal welfare more in circuses than permanent captive environments were frequent human contact and handling, limited opportunity to engage in natural behaviour in a natural social environment, and the training of animals to perform movements that were unnatural or uncomfortable. Training itself was judged either to enhance or impair welfare depending on the training methods used and the experience of the trainer.

The frequent change of scenery as a result of regular travel was considered likely to be enriching by presenting novel stimuli and potentially stressful due to a lack of predictability and familiarity.

The second questionnaire

For the second questionnaire, we used the 10 largest response categories for each question in the first questionnaire to form 42 statements about the welfare of wild animals in circuses and other travelling shows. We then contacted 623 experts, including some who had not been invited to respond to the first questionnaire, and asked them to indicate the extent to which they agreed with each statement, on a scale from 0% to 100% using a slider (Appendix 5). We received 95 responses from individuals, two collective responses on behalf of animal trainers and circuses and one collective response on behalf of the British Veterinary Zoological Society, giving 98 responses in total, a response rate of 15.7%. Eight were from ATCs, 25 from LVs, 17 from NGOs, 36 from Scis, and 12 from Zoos.

To analyse the differences in the opinions of different groups of experts, the responses to each question were recorded as a percentage agreement score. We then ran a one-way ANOVA to test for differences in percentage agreement scores between groups of experts. If a difference was detected, *post-hoc* tests were done using Tukey's Honest Significant Differences method; P-values were considered significant at the 0.05 level (Table 5).

Table 5. Differences in opinion by the five groups of experts. The questions (Q) are listed by number; the actual questions are shown in Appendix 5. The different groups of experts are: *ATC* = animal trainers and circuses, *LV* = lawyers and veterinarians with expertise in wild animal welfare, *NGO* = people working for a relevant NGO, *Sci* = scientists such as biologists, researchers, behavioural and species experts, and *Zoo* = zoo and wild animal sanctuary staff

Q	F	P	ATC-LV	ATC-NGO	ATC-Sci	ATC-Zoo	LV-NGO	LV-Sci	LV-Zoo	NGO-Sci	NGO-Zoo	Sci-Zoo
1	F(4,92)=1	0.412										
2	F(4,93)=2.993	0.023		0.017								
3	F(4,91)=0.796	0.531										
4	F(4,91)=0.978	0.423										
5	F(4,90)=16.73	<0.001	<0.001	<0.001	<0.001	<0.001					0.008	
6	F(4,93)=1.29	0.280										
7	F(4,88)=2.279	0.067										
8	F(4,93)=2.365	0.059										
9	F(4,89)=1.095	0.364										
10	F(4,91)=0.747	0.562										
11	F(4,91)=0.691	0.600										
12	F(4,92)=1.658	0.166										
13	F(4,91)=0.206	0.934										
14	F(4,91)=4.289	0.003		0.007	0.008							
15	F(4,90)=0.147	0.964										
16	F(4,91)=0.386	0.818										
17	F(4,91)=0.912	0.460										
18	F(4,93)=8.127	<0.001	0.008	<0.001	<0.001	0.044	0.023				0.048	
19	F(4,92)=5.97	<0.001						0.018	0.002		0.007	
20	F(4,93)=1.196	0.318										
21	F(4,93)=0.907	0.463										
22	F(4,93)=1.051	0.385										
23	F(4,93)=0.497	0.738										
24	F(4,92)=1.843	0.127										
25	F(4,91)=4.744	0.002		<0.001	0.015							
26	F(4,92)=5.684	<0.001		<0.001	0.001	0.048						
27	F(4,88)=8.438	<0.001	0.01	<0.001	<0.001		0.02				0.04	
28	F(4,86)=5.483	<0.001		0.002			0.05			0.003	0.005	
29	F(4,89)=1.221	0.308										
30	F(4,87)=0.812	0.521										
31	F(4,88)=0.756	0.556										
32	F(4,91)=10.96	<0.001	0.001	<0.001	<0.001	<0.001	0.004			0.003		
33	F(4,88)=1.482	0.214										
34	F(4,91)=11.39	<0.001		<0.001	0.002		<0.001			0.001	0.003	
35	F(4,88)=6.169	<0.001	0.001	<0.001	<0.001							
36	F(4,93)=8.639	<0.001	<0.001	<0.001	<0.001	0.002						
37	F(4,91)=8.569	<0.001	<0.001	<0.001	<0.001	<0.001						
38	F(4,92)=0.975	0.425										
39	F(4,90)=5.328	<0.001							0.025		<0.001	0.013
40	F(4,93)=11.6	<0.001	<0.001	<0.001	<0.001	0.001						
41	F(4,93)=11.78	<0.001	<0.001	<0.001	<0.001	0.001						
42	F(4,91)=4.848	<0.001	0.035	<0.001	0.01	0.03						

The differences between the five groups of experts are summarised in Table 6. In answering the questions, many participants expressed concerns regarding their wording, since most were context dependent and could not indicate 'good' welfare alone. This was unavoidable for this sort of exercise, and the questions may have been interpreted slightly differently by different respondents. If so, this will have added to the variation within each group of experts. However, the data were still robust enough to enable us to identify the significant areas of agreement and disagreement. Three groups of experts (*LVs*, *Scis* and *Zoos*) were not directly

involved in the issue and considered to be impartial. *ATCs* disagreed with the three groups of impartial experts on 11/42 questions (26%), and *NGOs* disagreed with the impartial experts on 8/42 questions (19%), whereas the impartial groups of experts only disagreed with each other on two questions (5%) each. So there was substantial agreement on welfare issues associated with wild animals in travelling circuses and other forms of animal entertainment between *LVs*, *Scis* and *Zoos*. The specific areas of agreement and disagreement are discussed below.

Table 6. The number of answers to the 42 questions that were significantly different between the five groups of experts; *ATC* = animal trainers and circuses, *LV* = lawyers and veterinarians with expertise in wild animal welfare, *NGO* = people working for a relevant NGO, *Sci* = scientists such as biologists, researchers, behavioural and species experts, and *Zoo* = zoo and wild animal sanctuary staff. *LVs*, *Scis* and *Zoos* were considered to be impartial experts.

	<i>ATC</i>	<i>LV</i>	<i>NGO</i>	<i>Sci</i>	<i>Zoo</i>
<i>ATC</i>		10	16	14	11
<i>LV</i>	10		5	1	2
<i>NGO</i>	16	5		3	7
<i>Sci</i>	14	1	3		1
<i>Zoo</i>	11	2	7	1	
<i>N</i> questions disagreed with ≥1 other groups of experts	16	14	18	17	15
<i>N</i> questions disagreed with ≥1 <i>impartial</i> groups of experts	11	2	8	2	2

Questions 1-8 asked about the utility of different aspects of behaviour as welfare indicators (Appendix 6). Opinions were highly varied on whether reproductive success and the absence of fear, aggression and abnormal behaviour were useful indicators of good welfare, leading to a mean agreement of ~50%. All respondents agreed that the expression of natural behaviours and social interactions indicate better welfare. *ATCs* believed good appetite was an indicator of good welfare, but *NGOs* disagreed ($P=0.017$). Anticipatory behaviour prior to scheduled events such as feeding was not considered to indicate compromised welfare by all groups of experts, yet only *ATCs* believed anticipatory behaviour prior to performances indicates that the animals want to perform and enjoy performing ($P<0.001$). *Zoos* were slightly more open to this idea, but *NGOs* objected strongly ($P=0.008$).

Questions 9-13 asked about the impact of various aspects of the captive environment on animal

welfare. There were no detectable differences between the different groups of experts for any of these questions. All participants agreed on the importance of adequate space, shelter, hiding places, lighting and climate to ensure good welfare, although some *ATCs* and *Zoos* considered species-appropriate lighting, temperature and humidity to be less important. Complex, stimulating and environmentally enriched environments were also considered to promote good welfare.

Questions 14-24 asked about aspects of captive animal management and their influence on welfare. All participants believed that having choices contributes to better welfare, particularly *NGOs* and *Scis*; this was significantly different to *ATCs* ($P<0.05$), who expressed more mixed views on the importance of choice. All participants agreed that captive wild animals require appropriate diets for good welfare and that food should be presented in a way that encourages foraging behaviour. A species-appropriate social environment was also

recognised as a key contributor to good welfare. *ATCs* believed that human-animal interactions were a good substitute for socialisation with conspecifics and could contribute to good welfare; this was in marked contrast to all other groups of experts ($P < 0.05$). *LVs* and *NGOs* strongly agreed (mean agreement $> 80\%$) that predators and prey should not be housed in close proximity; the views of *ATCs* and *Scis* were more mixed. *Zoos* agreed the least (mean agreement 44%), significantly less than *LVs* and *NGOs* ($P < 0.05$). All groups of experts agreed on the positive influence of attentive staff, and *ATCs* were particularly supportive of this statement (mean agreement \pm SE $97.1 \pm 2.5\%$). Participants believed that keepers, managers and the government are all responsible for ensuring good animal welfare, but managers and the government were thought to hold slightly more responsibility than keepers and trainers (mean agreement 79% vs 70% across all participants). Regular veterinary health checks were considered important for good welfare, though *ATCs* had very varied views on this issue (SD 40.4).

Questions 25-35 asked about the potential impacts of handling and training on welfare. *ATCs* strongly believed that frequent handling improves animal welfare by facilitating less stressful veterinary treatment, in contrast to *Scis* ($P = 0.015$) and particularly *NGOs* ($P < 0.001$), whereas the opinions of *Zoos* were extremely varied (SD 44.5). *ATCs* also believed that frequent handling facilitates earlier detection of disease by staff, again in contrast to *Scis* ($P = 0.001$), *NGOs* ($P < 0.001$) and *Zoos* ($P = 0.048$), although not *LVs*. When asked whether a strong human-animal bond might improve welfare for performing animals, *ATCs* expressed strong agreement (mean agreement \pm SE $86.8 \pm 5.6\%$) in contrast to all other groups except *Zoos* ($P \leq 0.01$); *NGOs* were particularly opposed to this idea compared to *LVs* and *Zoos* ($P < 0.05$), who averaged a mean agreement of around 50% . *Zoos* and *ATCs* largely believed all species can be trained using only positive reinforcement, whereas *LVs* and *Scis* were slightly less convinced, and while *NGOs* showed a lot of variation in their responses (SD 41.0), they were significantly more opposed to this view (mean agreement \pm SE $32.6 \pm 10.3\%$) than the other groups of experts ($P \leq 0.05$). All participants agreed that negative reinforcement should be avoided in training and that animals should only be trained to perform natural movements, though the opinions of *ATCs* and *Zoos* varied more widely (SD 42.1 and 38.2 respectively). Adequate resting opportunities away from humans were considered extremely important by all. *ATCs* did not believe that frequent training is stressful for animals, in contrast to all

other groups of experts ($P \leq 0.001$); *NGOs* agreed particularly strongly with this statement (mean agreement \pm SE $96.0 \pm 2.1\%$). All participants agreed that animals should be allowed to participate voluntarily in performances and training, though *ATCs* agreed less strongly.

ATCs strongly believed that regular training improves mental health and physical fitness, in contrast to *Scis* ($P = 0.002$); *NGOs* were more opposed to this view than all other groups of experts ($P < 0.05$). *LVs*, *NGOs*, *Scis* and *Zoos* all considered husbandry training to be more beneficial to animal welfare than training for performance, whereas *ATCs* thought the opposite (*ATCs* vs *LVs*, *ATCs* vs *NGOs* and *ATCs* vs *Scis* all $P < 0.001$).

Questions 36-42 asked about aspects of transport and travel and their impact on welfare. The views of *ATCs* were very different to the other groups of experts for several of these questions. *ATCs* believed that animal welfare was not compromised by frequent transport, whereas all other groups of experts did ($P \leq 0.002$). *ATCs* did not believe that the frequency and duration of transport should be minimised to avoid unnecessary stress, whereas all other groups of experts did ($P < 0.001$). All participants agreed on the importance of species-appropriate transport conditions. Question 39 suggested that transportation deprives animals of behavioural opportunities and asked whether this deprivation should be avoided during transport. However feedback from participants implied this question was difficult to interpret, so the results should be viewed with caution. On visual inspection, there was very little variation between the views of *ATCs* and *NGOs*. Nor were there any statistically significant differences from the other groups of experts, probably due to outliers increasing the variance (*ATCs* SD 24.2 , *NGOs* SD 32.1). *Zoos* mainly disagreed with the statement, in contrast to *LVs*, *NGOs* and *Scis*, who largely agreed ($P < 0.05$). *ATCs* believed that regular travel between venues was mentally stimulating for animals and therefore contributed to good welfare, in marked contrast to all other groups of experts ($P < 0.001$). *ATCs* were also alone in the belief that this mental stimulation outweighs the limited size and complexity of temporary enclosures ($P < 0.001$). Finally, in comparison to all other expert groups, *ATCs* disagreed that the portable enclosures required for regular travel cannot meet the preconditions for good welfare ($P < 0.05$).

Having identified the main areas of disagreement between the different groups of experts, we particularly looked for scientific evidence that would help assess the rationale for these differences of opinion.

Animal welfare – concepts and definitions

Much of the debate about travelling circuses has been about whether they can fulfil the welfare needs of wild animals. However, there is no single unified definition of animal welfare. So when considering the welfare of wild animals in travelling circuses, it is important to remember that welfare emerges from a complex combination of factors that renders it impossible to define by distinct requirements⁷⁸: we need to take into account the collective effect of all aspects of management and the environment when considering the welfare of wild animals in travelling circuses and mobile zoos since, while one aspect of management may be interpreted as promoting good welfare, the others may not, and so the cumulative effect may be poor welfare overall. This is encapsulated in the concept of nutritional, environmental, health, behavioural and mental domains of welfare, with good welfare existing when an animal's needs in these interacting domains are largely being met⁷⁹.

We discuss the concepts and indicators of welfare in the literature review.

Literature review

It was impossible to define which species are used in circuses and mobile zoos, especially since the search for novelty and changing attitudes have led to a rapid expansion of the number of mobile zoos and the species used in wild animal entertainment generally. So we did not exclude any species of wild animal from the literature review, but as far as possible focussed on species currently held in European circuses and mobile zoos. Very little research has been done on animals in travelling circuses and mobile zoos *per se*, possibly due to inaccessibility or because regular travel renders experimental conditions impossible to control/standardise for long term sampling. However studying how wild animals respond to changes in environment, husbandry or transport in other captive situations can help identify key indicators of good welfare, how particular experiences affect welfare, and whether travelling circuses and mobile zoos can fulfil the welfare requirements of wild animals.

Literature selection

Our remit was to review the literature and analyse the scientific evidence available as to whether captive wild animal in travelling circuses and mobile zoos achieve their optimal welfare requirements. We used the welfare issues identified in the first questionnaire survey to help guide the literature search: the search terms we used are shown in Table 7.

Table 7. Search terms used for the literature review

We used various combinations of the following words in all of their different forms in Google Scholar, Scopus and the Web of Science:-

Circus, zoo, exotic, animal, species, performance, display, demonstration, entertainment, welfare, well-being, wild, non-domesticated, captivity, housing, enclosure, exhibit, refuge, shelter, enrichment, husbandry, predictability, familiarity, food, feed, diet, nutrition, temperature, lighting, light-dark, day-night, circadian, daily rhythm, chronobiology, activity, noise, vibration, disturbance, handling, human contact, human-animal relationship/bond, visitor, spectator, audience, crowd, public, train, tame, training method, positive/negative reinforcement, operant conditioning, falconry, transport, travel, loading, frequency, duration, physical condition, health, disease, injury, psychological, pleasure, enjoy, emotion, choice, stress, mental/physical stimulation, exercise, normal/natural behaviour, play, stereotypy, reproduction, early weaning, infant-mother separation, social, predator-prey proximity

We also combined these words with the names of the following species commonly used in circuses and other travelling animal shows:-

Bear, big cat, bird of prey, camel, crocodile, elephant, falcon, fox, giraffe, hippopotamus, lion, Panthera, primate, raccoon, raptor, reindeer, reptile, rhinoceros, sea lion, tiger, wolf and zebra

All articles we located were then assessed to decide whether they should be included in the review; the criteria for inclusion were:-

- ◆ Peer-reviewed papers (including those in refereed symposia and books) where the conclusions were supported by the data
- ◆ Peer-reviewed papers that were case studies and/or based on a limited sample size; where relevant, caveats are included in the review
- ◆ Unpublished research theses (Masters level and above) since they are peer-reviewed by independent examiners
- ◆ Reports written by three or more independent experts
- ◆ Peer-reviewed conference proceedings (not just an abstract) that contained original data

All the above sources were read and considered but only those deemed relevant to our remit were cited in the report. The following did not constitute robust scientific evidence but were included in the review if they contained relevant background information:-

- ◆ General books and book chapters that were not peer-reviewed
- ◆ Reports written by fewer than three experts
- ◆ Reviews and reports written by NGOs
- ◆ Press reports and magazine articles
- ◆ Official welfare or husbandry guidelines
- ◆ Conference abstracts that were not peer-reviewed

The following were excluded:-

- ◆ Peer-reviewed journal articles that used unreliable methods, or whose conclusions were not supported by the data, or were not relevant to our remit
- ◆ Conference abstracts or proceedings that were not peer-reviewed
- ◆ Opinions and statements
- ◆ Consultations, legislation and letters

The process is summarised in Figure 1. Of the 1430 sources of information we located from the database searches, 666 (46.6%) were published up to and including 2006, 764 (53.4%) were published from 2007 onwards. Comparable figures for the 270 records identified from other sources were 153 (56.7%) up to and including 2006, and 117 (43.3%) from 2007 onwards. Thus there has been a substantial increase in the amount of information available since the last review of the welfare of wild animals in travelling circuses⁴⁹.

We reviewed the publications and summarised the main findings for the aspects of captivity that affect animal welfare in Appendix 7; the key points that emerged are below.

Housing and husbandry: key welfare points

- ◆ A greater emphasis should be placed on a species' needs rather than the conditions it is able to tolerate; this is a key issue for all species, and is of particular concern for amphibians and reptiles.
- ◆ Regular travel means that **circuses** and **mobile zoos** have to compromise between maximising cage size and portability; they are limited in the space they can provide animals, and larger cages may be incompatible with the use of animals in public displays.
- ◆ Adequate space is particularly important for wide-ranging species such as large cats, bears and elephants, but also has a significant impact on the welfare of smaller species of mammal, birds and reptiles.
- ◆ Providing an opportunity to climb is particularly important for arboreal species.
- ◆ Enrichment is not a substitute for poor enclosure design and should be used in combination with appropriate enclosure size and furnishings.
- ◆ Restraint is often used in **circuses** and can cause injury and distress in both domestic and nondomestic animals and limits opportunities to perform species-typical behaviours such as socialising, which will impact psychological welfare in social species such as elephants, equids and camelids, and can cause health problems by limiting exercise opportunities.

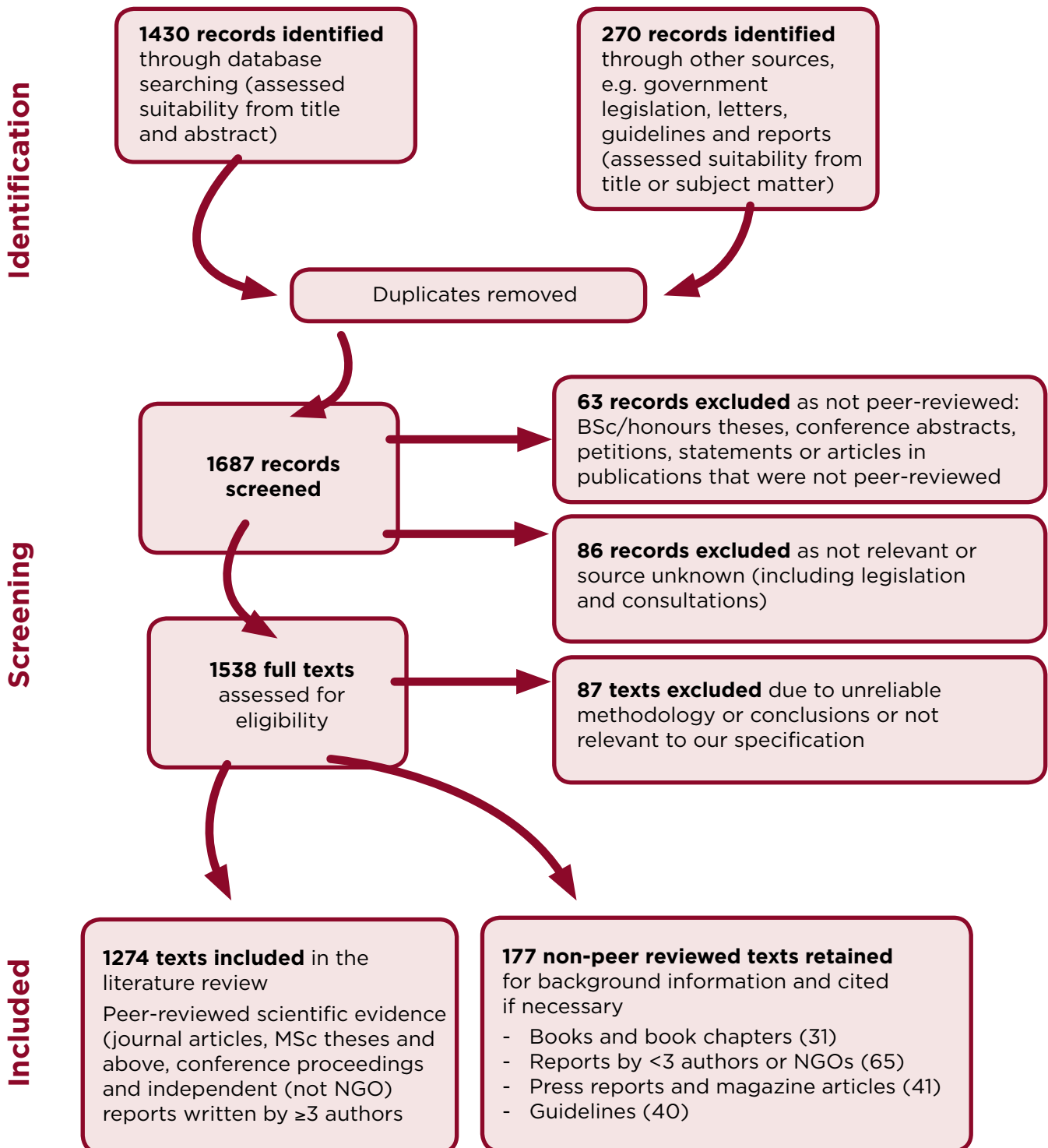


Figure 1. Process for selecting the literature to include in the review

- ◆ Additional space is not by itself sufficient to improve animal welfare significantly and enclosure quality (complexity and suitability) is more important than size, although of course adequate space is a prerequisite to provide complexity.
- ◆ Furnishing enclosures more appropriately and encouraging natural behaviour improves animal welfare and increases their educational value for visitors.
- ◆ Enclosure substrate is important to ensure good welfare by facilitating physical comfort and providing opportunities to exhibit natural behaviour.
- ◆ A choice of resting sites is important for thermoregulation in both heterotherms and homeotherms, and to prevent social stress in group-housed species and accommodate individual differences.
- ◆ Suitable lighting conditions are particularly important for the welfare of light-sensitive species such as reptiles, birds and sea lions.
- ◆ Access to water is important for the physical and mental health of species that bathe regularly such as birds of prey, tigers and elephants, and for semi-aquatic species such as otters, polar bears and sea lions.

Environmental enrichment: key welfare points

- ◆ Enrichment is used to increase environmental complexity, expand behavioural choices and/or encourage species-appropriate behaviour, with the aim of reducing stress and improving welfare. Enrichment techniques for wild animals usually involve either increasing the animal's control, cognitive challenge, fulfilling behavioural needs, facilitating socialisation or rewarding exploration with the acquisition of new, and useful, information.
- ◆ Enrichment is the preferred means of tackling the underlying causes of stereotypic or abnormal behavioural patterns since it gives animals the choice as to whether to participate, and the majority of studies on zoo animals showed a positive effect of enrichment on stereotypic behaviour. However, enrichment in zoos is usually targeted: particular enrichments are used to promote specific behaviours that

the animal should be doing but is not, or to reduce behaviours that the animal is doing but should not be. It follows therefore that enrichment should be monitored and adjusted to the needs of each animal.

- ◆ Food-based enrichment is highly successful in stimulating foraging behaviour: in addition to increased foraging and feeding behaviour, it may cause other behavioural alterations, such as increased behavioural diversity and locomotion, or reduced abnormal behaviour. However, it is only effective while food is available.
- ◆ Auditory enrichment has had mixed effects; there are species-specific responses to auditory cues. **Circus** animals are presented with novel scents and auditory cues with each change in location: whether this is enriching or detrimental is unclear and probably depends on the species and the scent.
- ◆ **Circus** animals are often on display to the public during performances and in their home cages and exercise pens. The availability of a retreat space or a visual barrier improves the welfare of animals by allowing them some degree of control over their environment and may enable them to cope with aversive stimuli.
- ◆ Enrichments that give animals control may be more successful than offering increased environmental complexity. How individuals respond to enrichment, and captivity generally, depends on a variety of factors, including age, sex, individual history, personality and dominance status; providing choices can help accommodate individual differences.
- ◆ Habituation may be avoided by introducing enrichment on a randomised schedule; the regular transportation of **circus** animals means they do not have continuous access to exercise pens, enrichment objects or the same scents, so may have less opportunity to habituate and therefore respond more to/benefit more from enriching opportunities when they are available.

- ◆ Space limitations in transporters may limit the variety of potential enrichment items **circuses** can provide. Enrichment that offers extrinsic reinforcement, such as training with food rewards, may produce more significant behavioural changes that are attenuated less quickly than devices that rely on intrinsic reinforcement.
- ◆ Enrichment may reduce compliance during training and performance; life in relatively barren **circus** enclosures may cause animals to be more sensitive to reward and thus more compliant during training sessions.
- ◆ Desensitised animals are ultimately less fearful of events or procedures, which contributes to better psychological welfare. **Circus** animals are desensitised to the **circus** ring during initial training: the length of time taken for animals to be desensitised could indicate the level of stress inflicted by the experience.
- ◆ It is not known whether desensitisation training is used to prepare **circus** animals for regular transportation, or whether they eventually habituate to the experience without assistance.
- ◆ There is considerable variation in how individuals respond to training: some may show continued inexorable stress responses and ongoing attempts to train unsuitable animals, even by positive reinforcement, may impair welfare by causing unnecessary and prolonged stress.

Training: key welfare points

- ◆ There is a continuum between providing opportunities for animals to perform all of their motivated behaviours, and training them to perform behaviours outside their natural repertoire: "At one end is the chimpanzee's tea party and at the other is the food-burying *acouchi*"⁸⁰.
- ◆ Training using positive reinforcement can help animals cope with their environment through systematic desensitisation and counter-conditioning to potentially adverse stimuli, which enrichment cannot always do, but this depends on what is being trained and how the animal is trained.
- ◆ The free contact training of animals in travelling **circuses** and **mobile zoos** does not facilitate the minimal use of negative reinforcement and punishment required for good welfare since negative reinforcement is used more often when trainers are in direct contact with animals.
- ◆ Training that facilitates the use of positive reinforcement, i.e. distance training and especially protected contact, requires specialist facilities such as strong barriers that may not be transported easily or securely fastened at a **circus** site.
- ◆ Training animals to participate voluntarily in events reduces the need for enforced restraint, which is highly stressful; there is no scientific evidence that animals habituate to involuntary restraint.
- ◆ Aggression towards humans or conspecifics stems from fear, discomfort, uncertainty and/or apprehension, and training based on positive reinforcement can desensitise animals to potentially fear-inducing stimuli; pairing positive reinforcement with negative stimuli causes the fear to diminish over time.
- ◆ From the animal's perspective, there is probably little difference between performing a behaviour for public entertainment and performing a behaviour to facilitate a veterinary procedure, since both are performed in response to a cue and a reward is subsequently received. It is the motive behind the training and consequent direct benefits of learning and performing the trained behaviour that are different, as are the frequency that the actions are performed and, for some unnatural postures, the physical exertion on the animal and potential for injury.
- ◆ Traditional animal training methods are coercive and based on force and aggression, which most professional trainers have now discarded in favour of positive reinforcement techniques that empower the animal because the most productive human-animal relationships are built on trust: this is strengthened by positive interactions and weakened by negative ones. Some trainers are slow or reluctant to make this switch, particularly because punishment is a difficult habit to overcome, and many trainers in **circuses** are bound by tradition. For elephants and big cats, **circus** trainers can only use free contact training.
- ◆ Different trainers, even at the same establishment and following the same protocol, use slightly different techniques which may confuse and frustrate animals, and using multiple trainers limits the development of strong human-animal relationships and thus the efficiency of training sessions and resultant welfare benefits.

- ◆ When animals are worked by presenters rather than the original trainers, this can prevent efficient two-way communication during rehearsals and shows if the presenters are unable to understand and respond appropriately to the animals' body language: this can lead to confusion, frustration and potentially pain.
- ◆ Training based on positive reinforcement can give animals choices and some control, though not as much as enrichment. Progressive training affords learning opportunities that can be as challenging and rewarding as learning through problem solving with a complex enrichment device, but is only enriching while the animal is still learning, and not once the behaviour is learnt, i.e. when the animal performs the behaviour reliably on cue. The performance of the routine stops being enriching, and 'training sessions' offer no new learning opportunities.
- ◆ Training using positive reinforcement that teaches new behaviours can contribute to increased activity levels by expanding an animal's behavioural repertoire and can help teach it how to use enrichment devices. Training based on positive reinforcement can also have indirect benefits such as reducing stereotypical behaviour and aggression, or increasing affiliative behaviour.
- ◆ Positive reinforcement training allows animals to have greater choice and control than other training methods, and elephants in protected contact training exercised choice or control over their environment because there was no risk of negative consequences. Negative reinforcement may be required to achieve full cooperation for most individuals.
- ◆ In **circuses**, big cats performed with apparent willingness although not necessarily great enthusiasm and the mental and/or physical stimulus of more frequent performances did not appear to improve or impair their welfare, based on their behaviour after performance. This could be because the animals have learnt through training to modify their behaviour and perform 'willingly' to get the reinforcement but are still stressed by what they are required to do. **Circus** elephants and tigers perform significantly more stereotypic behaviour prior to performances.
- ◆ While progressive positive reinforcement training has the potential to enhance the psychological welfare of animals through offering mental stimulation, it is not an appropriate substitute for other methods of improving welfare such as environmental enrichment and general enclosure suitability, which have multiple indirect benefits.
- ◆ **Circus** trainers feel obliged to train animals to do 'what the audience likes': how animals are presented in a **circus** and **mobile zoo** has great potential to influence the audience's attitude towards the species in general. If travelling **circuses** and **mobile zoos** are to have an educational role to facilitate conservation, educational acts should showcase the animal's natural agility or intelligence, and explain this in the context of the animal's wild conspecifics. However, this will depend on the overall presentation: even if e.g. a meerkat in a **mobile zoo** is trained to perform natural behaviours, it is not educational if the meerkat is on its own, on a lead and being petted. However, most animal performances in travelling **circuses** and **mobile zoos** focus on tricks that do not reflect natural behaviours.

Handling: key welfare points

- ◆ While contact with live animals has beneficial effects on human health, and can be effective at influencing public perceptions, it is unclear whether animals also benefit from the experience. Human-animal interactions can be positive, neutral or negative, and have the potential to affect animal welfare.
- ◆ Handling effects on the physiology, health and emotions of animals depend on the individual, its temperament, past experiences, socialisation history and the nature of the contact.
- ◆ Interactions between animals and their keepers are an influential feature of a captive animal's life, and so it is important that they are positive, since human-animal relationships influence animal welfare.
- ◆ Staff with negative attitudes or insufficient experience will develop poorer quality relationships with animals, which may compromise their welfare by failing to reduce, or even enhancing, stress.

- ◆ Visitors are largely ignorant of animals' communication cues. Handling brings humans into close proximity with potentially dangerous animals and increases the risk of injury or death to both parties, particularly if animals are handled aversively. Many wild animals are capable of injuring their handlers so it is in the interest of keepers and trainers to handle animals in a positive way. However, non-domesticated animals are unpredictable and will attack even familiar keepers under unusual circumstances.
- ◆ Increasing the predictability of human-animal contact can facilitate coping. However, overly predictable routines, as occur in travelling **circuses** and **mobile zoos**, can themselves be stressful for some species.
- ◆ Working animals and those used in **circuses** and other forms of entertainment are often hand reared to facilitate easier handling and training. While hand rearing clearly benefits humans, it may have severe impacts on the welfare of the animals, especially later in life, when hand-reared animals may show abnormal behaviour and underdeveloped social skills.

Visitor presence: key welfare points

- ◆ Two-thirds of studies into the effects of human or visitor presence on a diversity of non-domesticated species, including a study of **circus** tigers, found evidence of visitor-induced stress.
- ◆ Visitor effects include changes in activity levels, changes in stress-related behaviour and avoidance. Some species show increased mortality in response to public viewing and changes in social behaviour caused by human disturbance are common.
- ◆ Housing conditions that offer limited opportunities to escape the gaze of visitors, as occurs in **circuses** and **mobile zoos**, may affect welfare if animals are unable to control the extent of human contact. More complex environments that offer greater behavioural and locational choice will help animals to cope with disturbance through distraction and opportunities to escape.
- ◆ The effects of visitors will generally be smaller for animals in enclosures that allow them greater choice and control of animal-visitor interactions.
- ◆ Larger enclosures allow animals to control visitor proximity and greater enclosure complexity provides opportunities for animals to escape from visitors and/or provide distraction.

Noise and disturbance: key welfare points

- ◆ Noise causes stress but the behavioural and physiological impacts vary widely.
- ◆ Many animals are capable of detecting sound outside of the range detectable by humans, and wild animals in travelling **circuses** and **mobile zoos** will be exposed to a wide spectrum of both ultrasonic and infrasonic sounds. Cars, heavy goods vehicles and buses produce high levels of infrasound, up to and over 100 dB, and road surface conditions can add to the levels of infrasound.
- ◆ Species sensitive to seismic vibrations such as snakes, kangaroos, elephants and some birds, or infrasound like alligators, elephants, giraffe, hippopotamus, okapi, prairie dogs, rhinoceros and tigers, may be distressed by excessive anthropogenic vibration and infrasound from diesel engines, wind turbines, fireworks and aircraft.
- ◆ Captive animals appear less affected by noise when exposure is predictable or they are able to control it. However, unlike visual stimuli, captive animals can do little to control their exposure to noise. Providing barriers and refuge areas may do little to reduce noise exposure.
- ◆ Animals have the capacity to learn to cope with noise, indicated by attenuated behavioural responses, though this may not signify a lack of stress, and exposure to chronic noise may have an additive effect in combination with other stressors in the captive environment, resulting in a more substantial impact on welfare.

The social environment: key welfare points

- ◆ All experts agreed that the expression of natural behaviours and social interactions indicate better welfare and that the lack of opportunity to exhibit natural social behaviours with conspecifics is likely to contribute to poor welfare.
- ◆ Inadequate social groupings have serious impacts on animal welfare, including stress, aggression, abnormal behaviour, reproductive failure and early mortality.
- ◆ While conspecifics may be a source of stimulation for some individuals, incompatibility between group-housed individuals can lead to adverse welfare.

- ◆ High social density can cause social stress and competition for access to resources, so it is important to provide multiple complexity in space-restricting enclosures to maximise behavioural opportunities available to all cohabitants and facilitate social avoidance.
- ◆ Long-lived species that live in complex societies can be severely affected by social perturbations, and even temporary separation, such as for **circus** performances, can cause distress.
- ◆ Space is limited in travelling **circuses** and **mobile zoos**, and housing conspecifics in neighbouring enclosures that are visible but not accessible for affiliative or agonistic interactions may cause frustration and lead to stress-related behaviours. Conversely, housing incompatible species in close proximity may be stressful.

Reproduction: key welfare points

- ◆ The limited social groupings available in travelling **circuses** and **mobile zoos**, and lack of enrichment in cages is likely to place severe limits on opportunities for animals to engage in natural behaviours.
- ◆ While **circuses**, and some **mobile zoos**, have bred a variety of species, it is questionable whether they make a significant contribution to captive breeding. For captive wild animals to have any conservation value, they need to be part of the entire captive 'metapopulation'. This requires engagement with studbooks, record-keeping, breeding loan and being part of a managed population.
- ◆ Breeding is a natural and highly motivated behaviour. Any breeding by **circus** animals is largely done in the winter quarters and, if cycling does not coincide with this period, the opportunity for breeding is minimal. Captivity can induce obesity, overproduction of sex steroids and other factors that reduce breeding success in **circuses** and **mobile zoos**.
- ◆ Prenatal stress causes long term damage, demonstrated by impaired motor and behavioural development and a reduced ability to cope with stress and conflict.
- ◆ Maternal deprivation caused by early weaning or termination of the mother-infant bond predisposes offspring to develop behavioural abnormalities such as stereotypic behaviour, social incompetence and increased fearfulness. Rearing environment greatly influences longevity and welfare, and is a particular problem where animals are hand-reared to facilitate training.

- ◆ While all the groups of experts agreed that expressing natural behaviours is a key welfare indicator in captive wild animals, their ability to do this is severely restricted in travelling **circuses** and **mobile zoos**.

Mortality and morbidity: key welfare points

- ◆ Though many species live longer in captivity than in the wild, increased length of life may not be associated with increased quality of life.
- ◆ Performing animals are exposed to new pathogens at each new venue and grazing on common land exposes **circus** animals to unknown pathogens. Frequent and close human contact propagates zoonotic disease, and limited or no quarantine facilities will increase the chance of disease transmission.
- ◆ Frequent travel within and between countries and importing animals of little-known origin has the potential to propagate disease widely and quickly; several diseases present in **circus** animals are of zoonotic importance.
- ◆ Many diseases have expanding host ranges and many potential hosts are unknown, so precautions against infection and transmission may not be taken. This enhances the risk that diseases may be spread without knowledge or intention.
- ◆ High density social housing in small enclosures and close-proximity housing between different species facilitates the spread of disease both within and between species.
- ◆ The stress associated with frequent travel, performance, human contact and housing conditions can lead to immunosuppression, enhancing the risk of disease spread.
- ◆ Chronic lack of exercise caused by restrictive caging and tethering in travelling **circuses** and **mobile zoos** may contribute to obesity, bone disease and deformity, foot problems and psychological distress.
- ◆ Requiring captive wild animals to perform unnatural movements in **circuses** and other forms of animal entertainment can put unnecessary strain on the body, leading to deformities, lameness and injuries.
- ◆ Lack of knowledge of species-specific dietary requirements and/or the inability to source appropriate foods in travelling **circuses** and **mobile zoos** can lead to nutritional disorders.

Diet and nutrition: key welfare points

- ◆ Free access to food, particularly the concentrated foods commonly fed to captive animals, in combination with space restriction, can lead to health problems such as obesity, diabetes, cardiorespiratory disease, reproductive disorders, urinary disorders, lameness, thermal discomfort, tumours and mortality.
- ◆ The amount and frequency of feeding has an impact on animal welfare, and the optimal feeding amount and time is species specific. Grazers and browsers designed to spend large parts of the day feeding may suffer in **circuses** when feeding opportunities are limited due to performance, travel or inadequate feeding schedules. Inappropriate diets may not facilitate adequate rumination, which is physiologically essential for digestion in ruminants and takes up a significant proportion of the day.
- ◆ Many wild animals exhibit seasonal changes in nutritional requirements and may show seasonal inappetance; adapting feeding patterns poses a significant problem for wild animals in travelling **circuses** and **mobile zoos** where training and performance may involve feeding.
- ◆ Wild animals have specific nutritional requirements and changes in food sources associated with regular changes in location by travelling **circuses** and/or feeding by visitors can have a significant impact on an animal's health and welfare. This may be a significant problem for carnivores, where the quality of meat from local slaughterhouses cannot be guaranteed.
- ◆ Inappropriate diets can lead to nutritional deficiencies and diseases, and food can be a source of parasites and pathogens, depending on how it is sourced, stored and fed to animals; appropriate sourcing, storage and presentation is harder in travelling **circuses**.
- ◆ Species-typical and ecologically-relevant food presentation is important for captive wild animals; foraging in captivity typically requires only a fraction of the time and behavioural diversity seen in the wild, and these problems are exacerbated in **circuses** and **mobile zoos** when animals are used for performance and/or travel. Failure to provide food of the right type and consistency can lead to poor health and welfare.

Transport: key welfare points

- ◆ Habituation to frequent transport may reduce, but does not eliminate, the negative effects of transport on welfare. **Circus** animals may be subjected to further transport before they have fully recovered from the previous journey.
- ◆ Domesticated species that are transported regularly show a range of adverse welfare indicators, including lower reproductive rates, increased risk of disease and physiological traits indicative of stress.
- ◆ The effects of confinement in small barren enclosures during transport are of particular concern because, compared with most other animals, wild animals in travelling **circuses** and **mobile zoos** spend a substantially greater proportion of their time being transported. Transport causes disruption of eating, drinking, resting, rapid eye movement (REM) sleep and circadian activity patterns. These effects are likely to be exacerbated by irregular schedules and frequent journeys with insufficient recovery periods.
- ◆ Both **circus** elephants and **circus** tigers spend more time performing stereotypies during transport compared with when they are not being transported, including when elephants were picketed. Stereotypy-eliciting situations are generally associated with poor welfare.
- ◆ Continuous postural adjustments to maintain balance during transport are physically and mentally stressful for animals. Driving events, such as acceleration, braking, stopping, cornering, gear changes and uneven road surfaces, can have a major negative influence on the welfare of animals by affecting the risk of injury and disturbing the ability of the animals to rest during the journey.
- ◆ Transport in vehicles does not allow tigers access to the shade or pools they need for thermoregulation or the opportunity for elephants to perform at least some of their thermoregulatory behaviours; temperatures recorded during transport of **circus** tigers and **circus** elephants did not exceed the ability of the animals to thermoregulate but the vehicles generally lack monitoring systems to alert the driver to extreme temperatures.
- ◆ Reptiles are particularly unsuited to regular transport due to their sensitivity to noise and vibration and reliance on external factors for thermoregulation.

Translocation: key welfare points

- ◆ Although the regular translocation of wild animals in travelling **circuses** and **mobile zoos** to new environments may help prevent loss of novelty, habituation and boredom, frequent relocation may never allow enough time for an animal to settle completely.
- ◆ Wild animals can take an unexpectedly long time to acclimatise to new environments, even when they are not very different in terms of size and facilities. The duration and amount of disturbance caused by each relocation may influence acclimatisation.
- ◆ In the wild, animals are familiar with their home range so regular rotation between familiar areas (i.e. animal rotation management in zoos) may be less stressful than translocation to a completely novel place.
- ◆ Although animals in travelling **circuses** and **mobile zoos** are subject to frequent changes in location, consistency in use of the same travelling cage may reduce the stress of relocation.
- ◆ Animals in travelling **circuses** and **mobile zoos** have no control over when they change location, which they would have in the wild, and lack of choice and control is known to cause distress in captive animals.

Choice and control: key welfare points

- ◆ Captive animals are less able to control their exposure to environmental stimuli e.g. by moving, sheltering or adjusting activity patterns. In the prolonged absence of controllability, animals may enter a state of learned helplessness or seek to gain control through maladaptive behaviour such as stereotypies.
- ◆ Travelling **circuses** and **mobile zoos** control an animal's day-to-day activities and this can have a significant negative impact on their welfare by disrupting daily, seasonal and annual cycles of activity and inactivity.
- ◆ Allowing animals more control over their environment has proven welfare benefits. Where control is not possible, opportunities for choice create the illusion of control and contribute to a more positive affective state.
- ◆ Anything that undermines the perception of control will harm animal welfare, and this lack of perceived control may be the greatest stressor for animals in **circuses** and **mobile zoos** in small/barren enclosures and/or when tethered/chained.

Conclusions

- ◆ There is a lack of clarity as to what constitutes a wild species and a domesticated species. Reindeer, llamas, alpacas, dromedaries and Bactrian camels have been domesticated for several thousand years and they are genetically different from their wild progenitors. This is reflected in clear differences from their wild ancestors in their behaviour, life cycle and physiology. Whether these species are “not normally domesticated in the British Islands” only appears relevant if it is not possible to provide appropriate husbandry skills or environmental conditions. It is also unclear why some potentially dangerous domesticated species require a licence under the Dangerous Wild Animals Act 1976 whereas others do not.
- ◆ Large numbers of domesticated reindeer have been imported over the last decade for commercial purposes. Keeping domesticated reindeer requires considerable stockmanship skills and there are significant welfare concerns about domesticated reindeer that are not managed using traditional techniques and/or kept by inexperienced owners.
- ◆ For convenience, we have referred to travelling animal shows other than circuses as ‘mobile zoos’. There is a lack of clarity as to what constitutes a circus and a mobile zoo, and there are comparable welfare concerns. Wild animals are used for entertainment in a diversity of ways by travelling circuses and mobile zoos that involve frequent transport and close contact with people. In mobile zoos some animals are only used for display, but a number are also used for a range of performances. Even the smaller species used in these shows are not suited to travelling and handling by members of the public, and their welfare is likely to be compromised by frequent handling, transport and long periods on display. There are also significant concerns about what happens to these animals once they are no longer used in the mobile zoo, and the fact that some may have had operations (such as removing their anal scent glands so that they can be handled by members of the public) that would be illegal in Britain.
- ◆ There are a large number of businesses in Britain that collectively use several thousand wild animals for entertainment. It appears to be easy to set up a mobile zoo business because of the lack of regulations. The Performing Animals (Regulation) Act 1925 (as amended) stipulates requirements for the registration of circuses with a local authority and the Welfare of Animals in Travelling Circuses (England) Regulations 2012 stipulate welfare standards and the need for care plans and inspections of wild animals in travelling circuses (these licensing requirements do not currently apply in Wales, Scotland or Northern Ireland). The Zoo Licensing Act 1981 (as amended) sets out the local authority licensing requirements for zoos. It seems anomalous that mobile zoos are not regulated, even when they have static displays for Christmas and other events that last more than seven days. Two-thirds are not registered with a local authority under the Performing Animals (Regulation) Act 1925. It is more challenging to meet the welfare needs of captive wild animals than domesticated animals, and there are also greater health and safety issues. There appear to be considerable public concerns over the welfare of the large number of wild animals currently used for entertainment.
- ◆ Any potential contribution by travelling circuses and mobile zoos to education and conservation activities is at best likely to be marginal. Although interactive animal shows hold public interest longer than traditional zoos, the use of wild animals in entertainment may have a negative impact on the public’s perception of wild animals, especially children, and hinder conservation and education efforts. It is also contrary to the Government’s 2013 position in the draft Wild Animals in Circuses Bill, that we should respect the “inherent wildness” of captive wild animals and that using them for entertainment “adds nothing to the understanding and conservation of wild animals and the natural environment”. In this respect we could not see any difference between using wild animals for entertainment in travelling circuses and mobile and static zoos. There is a lack of clarity as to what constitutes a ‘performance’ by a wild animal and therefore requires a licence under the Performing Animals (Regulation) Act 1925.

- ◆ The use of wild animals in travelling circuses and other wild animal shows is contentious and has been the subject of governmental and public debate in the UK and in many other countries both in the EU and worldwide for at least a decade. When we asked a range of experts to comment on the welfare issues associated with wild animals in travelling circuses and mobile zoos, three groups (*LVs*, *Scis* and *Zoos*) showed substantial agreement. These are arguably the three most impartial groups of experts. The greatest disagreement was between *ATCs* and the other four groups of experts. Disagreements on the welfare aspects of behaviour were small, and there were no detectable differences about the welfare importance of the captive environment for wild animals in travelling circuses. The greatest differences between the different expert groups were on the issues of animal management, handling and training, and transport and travel.
- ◆ All the groups of experts agreed that a species-appropriate social environment was a key contributor to good welfare of captive wild animals. However, wild animals in travelling circuses and mobile zoos are often kept in inappropriate social conditions, such as isolating social species, grouping of solitary species and/or proximity of incompatible species. Inadequate social groupings can have serious impacts on animal welfare, including stress, aggression, abnormal behaviour, reproductive failure and early mortality. The lack of opportunity to exhibit normal social behaviours is a significant concern for circus animals and is likely to contribute to poor welfare.
- ◆ *LVs* and *NGOs* both agreed that predators and prey should not be housed in close proximity, whereas the views of other experts were more mixed. Housing incompatible species in close proximity can be stressful. Providing hiding places in enclosures, especially for prey species, may reduce adverse impacts. However, facilities are limited in travelling circuses and mobile zoos, and predators and prey are often, if not generally, housed within auditory and olfactory communication, and often within sight of each other.
- ◆ The experts' opinions were highly variable as to whether reproductive success was an indicator of good welfare. *ATCs* most strongly agreed that good welfare can be indicated by normal reproductive behaviour. However, breeding rates are low in circuses, and failure to breed in captivity can lead to a number of adverse welfare problems. Maternal deprivation caused by early weaning or termination of the mother-infant bond, due to demands for performance or hand-rearing to facilitate handling and training later in life, predisposes offspring to develop behavioural abnormalities such as stereotypic behaviour, social incompetence and increased fearfulness.
- ◆ All the groups of experts agreed that the absence of fear, aggression and abnormal behaviour were useful indicators of good welfare in captive wild animals. However, while they are not seen in undisturbed free-living wild animals, stereotypies are a major problem in captive wild animals and are often performed for a significant part of the day. Wild animals in travelling circuses and mobile zoos often exhibit higher rates of stereotypy than conspecifics in other captive environments. Most situations that cause/increase stereotypies also decrease welfare, suggesting that the welfare of wild animals is of greater concern in travelling circuses and mobile zoos than other captive environments. Space limitation is the most important inducer of stereotypic behaviour in wide-ranging carnivores.
- ◆ While all groups of experts agreed on the welfare importance of a diet that closely resembles what an animal would have in the wild, concentrated foods combined with a lack of space can lead to a diversity of health issues for captive wild animals. Regular changes in location and/or feeding by visitors can have a significant impact on the health and welfare of wild animals in travelling circuses and mobile zoos, as does failing to provide food of the right type and consistency. It is more challenging for travelling circuses to provide species-typical and ecologically-relevant food and to source and store food appropriately.

- ◆ Most experts agreed that having choices contributes to better welfare of captive wild animals, although ATCs expressed more mixed views on the issue, and all groups of experts agreed that adequate resting opportunities away from humans were extremely important for good welfare. All groups of experts agreed that wild animals should be allowed to participate voluntarily in performances and training, although ATCs agreed less strongly. It is, however, hard to assess whether wild animals engage in performances voluntarily. If the reward for performance is access to a resource that the animal wants or needs but is controlled by the trainer, the animal's participation is not necessarily voluntary even though it may appear to be. The choices available to animals in captivity are trivial compared to those in the wild and, in the prolonged absence of controllability, animals may enter a state of learned helplessness or seek to gain control through maladaptive behaviours such as stereotypies. The lack of perceived control over their environment and activities may be the greatest stressor for captive wild animals in travelling circuses and mobile zoos.
- ◆ All five groups of experts agreed on the importance of adequate space, shelter and hiding places to ensure good standards of welfare for captive wild animals. Space limitation is the most important indicator of stereotypic behaviour in wide-ranging carnivores, and wide-ranging species housed in larger enclosures are less stressed, move more, pace less and/or show more naturalistic behaviour. Smaller species also show a range of welfare benefits in larger enclosures. However, animals housed in larger enclosures may be more difficult to handle or show greater fear of humans, which is incompatible with their use in travelling circuses and mobile zoos. Despite the importance of both size and design to ensure good animal welfare, enclosures for wild animals are generally much smaller and less complex in travelling circuses than other captive environments.
- ◆ All five groups of experts agreed that complex, stimulating and environmentally enriched environments promote good welfare in captive wild animals, and the interaction between enclosure size and complexity leads to species-specific welfare benefits. Enrichment is the preferred means of tackling the underlying causes of abnormal behaviour patterns since it gives animals choice. However, in travelling circuses and mobile zoos, the provision of environmental enrichment, particularly control-orientated enrichment, is likely to be extremely limited or non-existent due to the need to maintain portability, ease of handling of the animals and compliance during training sessions.
- ◆ Some ATCs and Zoos considered that providing a species with appropriate lighting, temperature and humidity may be less important than other environmental conditions, but this was not the general view of experts. Climatic conditions, and a range of microclimates, are likely to be particularly important for heterothermic species and failure to meet their needs can have a significant impact on their welfare. Even when appropriate thermal conditions are maintained in their cages, exposing reptiles to the open air during public displays can lead to multiple health problems. Failure to provide appropriate lighting is likely to have an adverse impact on the welfare of heterotherms and birds. Providing an appropriate substrate for thermoregulation and camouflage is important for a whole range of species. The inability to provide, and maintain, appropriate climatic conditions in circuses and mobile zoos adversely affects animal welfare.
- ◆ Exposure to noise is a stressor for a diversity of wild animals, and has wide-ranging adverse impacts on their behaviour and physiology. Gates, vehicles, machinery, crowds and caretaking activities all increase sound pressure levels in captive environments beyond that normally experienced by wild animals and captive animals are frequently exposed to sound pressures that exceed the recommended limit for human well-being. Species sensitive to seismic vibrations or infrasound may be distressed by excessive anthropogenic vibration and infrasound. Circus animals will probably quickly acclimatise to music and applause during performances. Sudden or unexpected sounds are more likely to have adverse impacts, and the long-term effects of chronic noise exposure may have a more significant impact on animal welfare than acute exposure to individual short-term stimuli.

- ◆ Travelling circuses and mobile zoos bring animals into close contact with humans, and different species of animals into contact with each other. This poses a significant risk of disease transmission from animals to humans and between species of animals. Grazing on common land or farmland can expose circus animals to various parasites and pathogens, and the regular movement of animals between venues may facilitate the spread of nematodes such as lungworm and infections such as brucellosis, Johne's disease, bovine TB and ovine herpesvirus around Britain.
- ◆ Travel in small and/or temporary enclosures causes a range of health problems for wild animals in travelling circuses and mobile zoos, and facilitates the spread of parasites and diseases. Limited space can lead to injuries in reptiles and other species; standing for long periods on inappropriate perches causes problems such as bumblefoot in raptors and parrots; inappropriate substrates facilitate the spread of diseases and can cause serious foot pathologies and degenerative joint diseases in elephants.
- ◆ Circuses and mobile zoos bring visitors into close contact with the animals that are on display. Captive wild animals react to the presence, density, position and activity of visitors. Visitor-induced stress was reported in 63% of the studies we reviewed. Housing conditions are likely to influence an animal's ability to cope with visitors: the visitor effect will generally be smaller for animals in enclosures that allow them greater choice and control of their interactions with visitors. Larger enclosures control visitor proximity and complexity provides opportunities for escape and distraction. Circus animals and those used in mobile zoos have little or no control over their interactions with humans, and this has adverse effects on their welfare. We found no scientific evidence that the close contact between handlers/trainers and wild animals in circuses reduces stress caused by the proximity of visitors.
- ◆ Handling by members of the public can lead to significant welfare problems, both for the animals and humans. Visitors are largely ignorant of animals' communication cues. Circuses and mobile zoos bring humans into close proximity with potentially dangerous animals and this increases the risk of injury or death to both parties, particularly if animals are handled aversively. Handling and disturbance during physiological resting times interfere with activity patterns and time budgets, increasing stress levels, and can cause serious physical damage and stress to both invertebrates (which are generally more delicate) and a wide range of vertebrates.
- ◆ Training methods commonly used in circuses, where trainers are in direct contact with potentially dangerous animals, do not facilitate the minimal use of negative reinforcement, coercion, force and aggression required for good welfare. Training that facilitates the use of positive reinforcement, i.e. distance training and especially protected contact, requires specialist facilities such as strong barriers that are unlikely to be feasible in travelling environments. Also, participation cannot be voluntary in circuses and mobile zoos because animals have to perform on cue for each scheduled show.
- ◆ Positive reinforcement and protected contact training allows animals to have greater choice and control and could be considered enriching for animals. However, there are limits to what can be achieved with these methods. Unlike other groups of experts, ATCs strongly believed that regular training improves mental health and physical fitness, and affords learning opportunities that can be as challenging and rewarding as learning through problem solving with a complex enrichment device. Training is only enriching while the animal is still learning, not once the behaviour is learnt, i.e. when the animal performs the behaviour reliably on cue. Routine performances are likely to be less enriching because they offer no new learning opportunities. Training has the potential to enhance the psychological welfare of animals through offering mental stimulation but is not an appropriate substitute for other methods of improving welfare such as environmental enrichment and general enclosure suitability, which have multiple indirect benefits.

- ◆ Unlike the other groups of experts, *ATCs* did not believe that frequent training is stressful to animals. There was some disagreement between the five groups of experts on the importance of anticipatory behaviour prior to scheduled events such as performances, with *ATCs* most strongly disagreeing that the absence of anticipatory behaviour was an indicator of good animal welfare. Similarly, while *ATCs* were strongly of the view that anticipatory behaviour prior to performance indicates that the animal wants to, and enjoys, performing, the other four groups of experts disagreed. A predictable routine may help circus animals to cope and reduce the impact of limited control. Long-term unstimulated animals experience boredom, and anticipatory behaviour prior to performances (and other scheduled events such as feeding) may indicate an otherwise deficient environment in circus animals.
- ◆ *ATCs* believed that a strong human-animal bond might improve the welfare of performing animals, unlike all the other groups of experts except *Zoos*. Interactions between animals and their keepers are a permanent and influential feature of a captive animal's life, and so it is important that they are positive, since staff with negative attitudes or insufficient experience will develop poorer quality relationships with animals, which may compromise animal welfare by failing to reduce, or even enhancing, stress. Different trainers, even at the same establishment and following the same protocols, use slightly different techniques which may confuse and frustrate animals, and using multiple trainers limits the development of strong human-animal relationships. This can be a significant welfare concern in travelling circuses and mobile zoos, particularly when presenters are not the people who trained the animals and have limited experience in animal training.
- ◆ There are concerns over the welfare of animals that are no longer used in travelling circuses and mobile zoos. We could find no studies on the welfare effects of ceasing to use animals for entertainment, but rehabilitated/retired animals previously used in entertainment may show more stereotypical behaviour than other captive animals.
- ◆ Unlike the other groups of experts, *ATCs* believed that animal welfare was not compromised by frequent transport. However, while habituation to frequent transport may reduce the negative effects of transport on welfare, it does not eliminate them, and circus animals may be subjected to further transport when they have not fully recovered from the previous journey. Levels of stereotypy during transport indicate that the welfare of circus animals is likely to be compromised by frequent transport. Continuous postural adjustments to maintain balance during transport are physically and mentally stressful for animals and transport causes disruption of eating, drinking, resting, REM (rapid eye movement) sleep and circadian activity patterns. These effects are likely to be exacerbated by the irregular schedules of travelling circuses with frequent journeys and insufficient recovery periods, and probably also with mobile zoos. We could find no scientific evidence that wild animals fully adapt to frequent transport. Despite being transported frequently, many circus animals (those transported in their usual housing) do not have the same level of legal protection of their welfare during transport as other animals.
- ◆ Unlike other groups of experts, *ATCs* believed that regular transport between venues was mentally stimulating for the animals, and thereby contributed to good welfare, and that this mental stimulation outweighs the limited size and complexity of temporary enclosures. However, animals can take a long time to acclimatise to new environments, even when they are not very different in terms of size and facilities. The duration and amount of disturbance caused by each relocation may influence acclimatisation, and frequent movements may not allow enough time to settle completely
- ◆ We could find no scientific evidence to support the assertion that transporting wild animals in circuses is of greater welfare concern than in mobile zoos, which take their animals back to a fixed base. Even domesticated species that are transported regularly but returned to the same home base show a range of adverse welfare indicators, including lower reproductive rates, increased risk of disease and physiological traits indicative of stress. In addition, there are welfare concerns over the ability to provide the right environmental conditions for animals carried in temporary transports, particularly species such as reptiles and birds of prey.

- ◆ We should be aiming to provide the best possible welfare for captive wild animals. However, the facilities provided for wild animals in travelling circuses and mobile zoos are based on tolerances rather than needs; this has a significant negative effect on all aspects of their welfare. In our review of the needs of wild animals, we found that all five of the 'freedoms' are compromised in travelling circuses and mobile zoos.
- ◆ The European 'Welfare Quality' project used outcome-based measures to assess the welfare of farm animals. This provides a basis to assess the longer-term consequences of housing systems and husbandry practices. Most if not all of the twelve 'welfare criteria' used in the 'Welfare Quality' project are compromised for wild animals used in travelling circuses and mobile zoos.
- ◆ It is important to incorporate positive experiences into the assessment of animal welfare, and this is particularly relevant when considering the needs of wild animals in travelling shows. Welfare emerges from a complex combination of multiple factors. We considered the collective effect of all aspects of management and the environment of wild animals in travelling circuses and mobile zoos, and the positive experiences across the life of these wild animals. We could not find any evidence to suggest that the cumulative experience of periods performing, on display, and/or being petted and photographed balanced a lifetime of close confinement, regular disturbance and minimal choice and control. Life for wild animals in travelling circuses and mobile zoos does not appear to constitute either a 'good life' or a 'life worth living'.
- ◆ In 2013 the EFRA Select Committee recommended that the Government revise its approach to the draft Wild Animals in Circuses Bill to include a list of proscribed species that could no longer be used in travelling circuses, and suggested that all big cats and elephants be included on the list, whereas species such as snakes, zebras or raccoons would not. While the welfare concerns may be greater for larger species in travelling circuses, we could find no scientific evidence to suggest that some species of wild animals (vertebrates or invertebrates) are more suited to life in a travelling circus or mobile zoo. Furthermore, the scientific rationale for the Select Committee's selection of particular species that could be used in travelling circuses is unclear. Reptiles such as large snakes are particularly unsuited to regular transport due to their sensitivity to noise and vibration, their reliance on external factors for thermoregulation, and their need for specific environments for e.g. feeding and moulting.
- ◆ The Animal Welfare Act 2006 introduces a 'duty of care', making owners and keepers responsible for making sure the welfare needs of their animals are met. Under the Act, the person responsible for an animal must take all reasonable steps to ensure the needs of the animal are met. These needs include:-
 - (a) its need for a suitable environment,
 - (b) its need for a suitable diet,
 - (c) its need to be able to exhibit normal behaviour patterns,
 - (d) any need it has to be housed with, or apart from, other animals, and
 - (e) its need to be protected from pain, suffering, injury and disease.

The scientific evidence indicates that captive wild animals in travelling circuses and mobile zoos do not achieve their optimal welfare requirements set out under the Animal Welfare Act 2006, for the reasons we have explained above.

References

- 1 Ares, E. (2014) *Wild animals in circuses*. Standard note SNSC-5992, last updated 5 March 2014. House of Commons Library. <http://researchbriefings.files.parliament.uk/documents/SN05992/SN05992.pdf>.
- 2 EFRA (2013) *Wild animals in circuses*. Fourth report of session 2013-14. House of Commons, Environment, Food and Rural Affairs Committee. <http://www.publications.parliament.uk/pa/cm201314/cmselect/cmenvfru/553/553.pdf>.
- 3 Anon. (2013) *Wild animals in circuses - Environment, Food and Rural Affairs Committee - Government response*. <http://www.publications.parliament.uk/pa/cm201314/cmselect/cmenvfru/746/74604.htm>.
- 4 European Commission (2008) Letter from Bernerd Van Goethem (European Commission DG SANCO) to Urs Pilz (European Circus Association), 26 February 2008. <http://www.ordineveterinariroma.it/docsOpener.php?fp=file%2Fnotforcircuses.pdf>.
- 5 Defra (2011) *Welfare of animals during transport - Council Regulation (EC) No 1/2005 on the protection of animals during transport and related operations, The Welfare of Animals (Transport) (England) Order 2006 and parallel national legislation in Scotland, Wales and Northern Ireland - Guidance on implementation in the United Kingdom*. https://www.gov.uk/government/uploads/system/uploads/attachment_data/file/193680/pb13550-wato-guidance.pdf.
- 6 Ros Clubb personal communication 5 March 2016.
- 7 PETA Asia (2011) *Chinese circus ban goes into effect*. <http://www.petaasia.com/news/chinese-circus-ban-goes-into-effect/>.
- 8 AfA (2012) *Animal suffering in circuses, China - a growing concern*. Asia for Animals Coalition, 31 December 2012. <http://www.asiaforanimals.com/call-for-action/make-a-difference/wildlife/animal-suffering-in-circuses-china-a-growing-concern>.
- 9 Animals Asia (2013) *Chinese circus customers targeted by Animals Asia*. <https://www.animalsasia.org/intl/media/news/news-archive/chinese-circus-customers-targeted-by-animals-asia.html>.
- 10 ENDCAP (2013) *Wild animals banned from circuses in Belgium*. <http://endcap.eu/wild-animals-banned-from-circuses-in-belgium/>.
- 11 Susanne Larsen personal communication 16 November 2015.
- 12 Federal Act on the Protection of Animals (as amended). *Federal Law Gazette I* No. 118/2004 § 27 (1). https://www.ris.bka.gv.at/Dokumente/Erv/ERV_2004_1_118/ERV_2004_1_118.pdf.
- 13 Royal Decree on the welfare of animals used in circuses and travelling exhibitions of 2 September 2005, as amended by Royal Decrees of 26 April 2007 and 11 February 2014. http://www.ejustice.just.fgov.be/cgi_loi/change_lg.pl?language=fr&la=F&cn=2005090232&table_name=loi.
- 14 Animal Protection Act 2008 (as amended) Chapter 3, Article 27. <http://eea.government.bg/bg/legislation/biodiversity/zljan.doc>.
- 15 Animal Protection Act 2006. *Official Gazette* 135/06, Art. 53. Unofficial translation available at: <http://www.prijatelj-zivotinja.hr/index.en.php?id=470>.
- 16 Animal Defenders International (undated) *Stop circus suffering*. <http://www.stopcircussuffering.com/circus-bans/>.
- 17 One Green Planet (2015) *Many countries have banned wild animals in circuses - but who's lagging behind?* <http://www.onegreenplanet.org/animalsandnature/banning-wild-animals-in-circuses/>.
- 18 Act no. 246/1992 on the Protection of Animals against Cruelty (as amended) § 14a. http://eagri.cz/public/web/file/10666/AZ246_92_OZ_uz.pdf.
- 19 Order no. 1365 of 16/12/2009 on holding and display of animals in circuses etc. <https://www.retsinformation.dk/Forms/R0710.aspx?id=129086>.
- 20 Animal Protection Act 2000, as amended by RT 1 2010 34, 183, § 27 (3). <https://www.riigiteataja.ee/en/eli/ee/Riigikogu/act/504092015004/consolide>.
- 21 Decision 22/EEO/96 of the Ministry of Agriculture. <http://www.finlex.fi/sv/viranomaiset/normi/400001/6770> based on § 20 (a) in the Animal Protection Law 247/96 <http://www.finlex.fi/fi/laki/ajantasa/1996/19960247>.
- 22 Julia Lindholm personal communication 10 November 2015.
- 23 Law 4039/2012 concerning domestic and stray companion animals and the protection of animals from any exploitation or use for economic profit. Unofficial translation available at: http://www.animalactiongreece.gr/files/mathetegia/LAW%20%204039_2012%20ENGLISH.doc as amended by 4235/2014, Article 46. <http://www.taxheaven.gr/laws/law/index/law/577>.
- 24 Government Decree 222/2007 (VIII.29). Magyar Kozlony, 29 August 2007. Cited in: Fauna Society and Four Paws Hungary (2007) *Giant legal step to protect circus animals*. <http://vegie.pl/topics238/935.htm>.
- 25 Animal Welfare (amendment) Act 2014 Part X A. <http://www.justiceservices.gov.mt/DownloadDocument.aspx?app=lp&itemid=26088&l=1>.
- 26 ENDCAP (2014) *Netherlands approves a ban on wild animals in circuses*. <http://endcap.eu/netherlands-approves-a-ban-on-wild-animals-in-circuses/>.
- 27 Animal Protection Act 1997, Article 17 (1). <https://www.animallaw.info/statute/poland-cruelty-polish-animal-protection-act>.
- 28 Ordinance 1226/2009, of October 12. <https://dre.tretas.org/dre/262129/>.
- 29 ENDCAP (undated) *Animals in circuses*. <http://endcap.eu/animal-circuses/>.

- 30 Animal Protection Act 1999 (as amended). Article 14a. Official consolidated text. *Official Gazette of RS* no. 38/2013. <http://faolex.fao.org/docs/html/slv130568.htm>.
- 31 Animal Welfare Ordinance 1988: 539, Section 35. <http://faolex.fao.org/docs/pdf/swe19545E.pdf>.
- 32 Anon. (2009) Bolivia bans all circus animals. *The Guardian*, 31 July 2009. <http://www.theguardian.com/world/2009/jul/31/bolivia-bans-circus-animals>.
- 33 Bill 244/2012. Cited in: Animal Defenders International (2013) *Colombia bans wild animal circuses*. http://www.ad-international.org/animals_in_entertainment/go.php?id=3179.
- 34 Legislation on Animal Health 30580 by the Ministries of Environment and Energy, Agriculture and Livestock, and Health. Cited in ²⁹.
- 35 Prevention of Cruelty Act 1960 by notification issued 14 October 1998 by Ministry of Social Justice and Empowerment. Cited in ²⁹.
- 36 Nature and Parks Authority (2000) Decision based on Animal Welfare Law 1994. Cited in ²⁹.
- 37 Animal Welfare Law 2009. Official Gazette of RS no. 41/2009. Article 7 (35). http://www.paragraf.rs/propisi/zakon_o_dobrobiti_zivotinja.html.
- 38 Agri-Food and Veterinary Authority (2002) *Ban on performing wild animals in travelling circuses*. Press release, 29 December 2002 (supplied by email from Png Sher Wei, Agri-Food and Veterinary Authority, Singapore, 19 January 2016).
39. Oung, A. (2007) Law makers say no to animals in circus shows. *Taipei Times*, 8 May 2007. <http://www.taipeitimes.com/News/taiwan/archives/2007/05/08/2003359967>.
- 40 Animal Circuses (Welfare) Code of Practice 2005. *A Code of Welfare issued under the Animal Welfare Act 1999. Code of Welfare No. 6. 1 January 2005*. National Animal Welfare Advisory Committee, Wellington, New Zealand. <https://www.mpi.govt.nz/document-vault/1405>.
- 41 Bundesministerium für Ernährung und Landwirtschaft (2005) Guidelines for entertainment, training and use of animals in circuses and similar establishments. https://www.bmel.de/SharedDocs/Downloads/Tier/Tierschutz/GutachtenLeitlinien/HaltungZirkustiere.pdf;jsessionid=24D4DD62831B230F2BE96F394E813848.2_cid358?__blob=publicationFile.
- 42 Government of South Australia (1998) *South Australian Code of Practice for the Welfare of Animals in Circuses*. http://www.environment.sa.gov.au/files/sharedassets/public/plants_and_animals/pa-gen-circuscop2005.pdf.
- 43 Bureau of Animal Welfare, Victoria (undated) *Code of Practice for the Public Display of Exhibition of Animals*. <http://agriculture.vic.gov.au/agriculture/animal-health-and-welfare/animal-welfare/animal-welfare-legislation/victorian-codes-of-practice-for-animal-welfare/code-of-practice-for-the-public-display-of-exhibition-of-animals>.
- 44 Harding, T. & Rivers, G. (2014) *Australian Animal Welfare Standards and Guidelines. Exhibited Animals – Consultation Regulation Impact Statement*. Orange, New South Wales: Department of Primary Industries. http://www.dpi.nsw.gov.au/__data/assets/pdf_file/0010/510976/guide-exhibited-animals-regulation-impact-statement.pdf.
- 45 Niedrich, A. (2010) *Animals in circuses and the laws governing them*. East Lansing, Michigan: Michigan State University College of Law. <https://www.animallaw.info/article/animals-circuses-and-laws-governing-them>.
- 46 USDA (2013) *Animal Welfare Act and Animal Welfare Regulations*. Animal Care Blue Book, November 2013. https://www.aphis.usda.gov/animal_welfare/downloads/Animal%20Care%20Blue%20Book%20-%202013%20-%20FINAL.pdf.
- 47 News24 (2016) *Warsaw bans circus animals*. 19 January 2016. <http://www.news24.com/Green/News/warsaw-bans-circus-animals-20160119>.
- 48 Born Free Foundation (2015) *UK councils confirm support for circus ban*. 30 November 2015. http://www.bornfree.org.uk/campaigns/zoo-check/circuses-performing-animals/circus-news/article/?no_cache=1&tx_ttnews%5Btt_news%5D=2021.
- 49 Radford, M. (2007) *Wild animals in travelling circuses: the report of the Chairman of the Circus Working Group*. London: Defra. <http://www.defra.gov.uk/animalh/welfare/pdf/circus-report.pdf>.
- 50 Law Commission (2015) *Wildlife law volume 1: report*. London: Her Majesty's Stationery Office. https://www.gov.uk/.../52230_Law_Comm_HC_585_Vol1_Web.pdf.
- 51 Health and Safety Executive (2015) *Agriculture Industry Advisory Committee (AIAC) paper 15/06/01: overview of fatal incidents involving cattle*. <http://www.hse.gov.uk/aboutus/meetings/iacs/aiac/090615/aiac-paper-150601.pdf>.
- 52 Born Free Foundation (2006) *Animal circuses worldwide*. http://www.bornfree.org.uk/fileadmin/user_upload/files/zoo_check/Born_Free_Foundation_-_2006_-_Animal_circuses_worldwide.pdf.
- 53 Nicola O'Brien personal communication 19 February 2016.
- 54 Nicola O'Brien personal communication 25 February 2016.
- 55 Fine, A.H. (2010) *Handbook on animal-assisted therapy: theoretical foundations and guidelines for practice*, 3rd edition. London: Academic Press.
- 56 Geoff Hosey personal communication 4 March 2016.
- 57 Nicola O'Brien personal communication 29 February 2016.
- 58 Defra (2012) *Zoo Licensing Act 1981 – guide to the Act's provisions*. London: Defra. https://www.gov.uk/government/uploads/system/uploads/attachment_data/file/69595/zoo-licensing-act-guide.pdf.
- 59 Ros Clubb personal communication 17 February 2016.

- 60 Foster, J. (2014) Cuddly pets? No, meerkats are savage little home wreckers: Thanks to THAT ad, meerkats have become trendy pets. But as these owners reveal, they're not as cute as they look... *Daily Mail*, 22 August 2014. <http://www.dailymail.co.uk/femail/article-2732173/Meerkats-trendy-pets-not-cute-look.html>.
- 61 Defra (2012) *Welfare of wild animals in travelling circuses: draft guidance for operators (for consultation)*. <https://www.gov.uk/...data/.../circus-animals-draftguidance-120301.pdf>.
- 62 Hosey, G., Melfi, V. & Pankhurst, S. (2009) *Zoo animals: behaviour, management, and welfare*. Oxford: Oxford University Press.
- 63 Kranendonk, G. (2015) *Animal welfare implications of different types of zoo animal entertainment*. Unpublished report. Almere, the Netherlands: AAP Foundation.
- 64 Defra legal team definition of 'performing animal', opinion dated 18 November 2013.
- 65 RSPCA (2013) *Guidelines for the welfare of performing animals*. Horsham, West Sussex: Royal Society for the Prevention of Cruelty to Animals.
- 66 Draper, C., Browne, W. & Harris, S. (2013) Do formal inspections ensure that British zoos meet and improve on minimum animal welfare standards? *Animals*, **3**, 1058-1072.
- 67 Defra (2012) *Zoos Expert Committee Handbook*. London: Defra. https://www.gov.uk/government/uploads/system/uploads/attachment_data/file/69611/pb13815-zoos-expert-committee-handbook1.pdf.
- 68 Anderson, U.S., Kelling, A.S., Pressley-Keough, R. & Bloomsmith, M.A. (2003) Enhancing the zoo visitor's experience by public animal training and oral interpretation at an otter exhibit. *Environment and Behavior*, **35**, 826-841.
- 69 Broad, S. & Weiler, B. (1998) Captive animals and interpretation - a tale of two tiger exhibits. *Journal of Tourism Studies*, **9**, 14-27.
- 70 Davey, G. (2006) An hourly variation in zoo visitor interest: measurement and significance for animal welfare research. *Journal of Applied Animal Welfare Science*, **9**, 249-256.
- 71 Ross, S.R. & Gillespie, K.L. (2009) Influences on visitor behavior at a modern immersive Zoo exhibit. *Zoo Biology*, **28**, 462-472.
- 72 de Azevedo, C.S., Lima, M.F.F., da Silva, V.C.A., Young, R.J. & Rodrigues, M. (2012) Visitor influence on the behavior of captive greater rheas (*Rhea americana*, Rheidae Aves). *Journal of Applied Animal Welfare Science*, **15**, 113-125.
73. Kiley-Worthington, K. (1990) *Animals in circuses and zoos. Chiron's world?* Glasgow: Little Eco-Farms Publishing.
- 74 Kreger, M. & Mench, J. (1995) Visitor-animal interactions at the zoo. *Anthrozoös*, **8**, 143-158.
- 75 Schroepfer, K.K., Rosati, A.G., Chartrand, T. & Hare, B. (2011) Use of "entertainment" chimpanzees in commercials distorts public perception regarding their conservation status. *PLoS One*, **6(10)**, e26048.
- 76 Bell, J. (2015) "There is no wild" - conservation and circus discourse. *Society and Animals*, **23**, 462-483.
- 77 Okoli, C. & Pawlowski, S.D. (2004) The Delphi method as a research tool: an example, design considerations and applications. *Information & Management*, **42**, 15-29.
- 78 Appleby, M.C. (1997) Life in a variable world: behaviour, welfare and environmental design. *Applied Animal Behaviour Science*, **54**, 1-19.
- 79 Mellor, D.J., Patterson-Kane, E. & Stafford, K.J. (2009) *The sciences of animal welfare*. Oxford: Wiley-Blackwell.
- 80 Robinson, M.H. (1998) Enriching the lives of zoo animals, and their welfare: where research can be fundamental. *Animal Welfare*, **7**, 151-175.

Appendices

Appendix 1

What is a non-domesticated animal?

We were told that non-domesticated animals were defined as “a member of a species that is not normally domesticated in the British Islands; that is to say, a species whose collective behaviour, life cycle or physiology remains unaltered from the wild type despite their breeding and living conditions being under human control for multiple generations”. This definition derives from the Zoo Licensing Act 1981 and is the one used in an earlier review of *Wild animals in travelling circuses*¹. However, the earlier review included camels, llamas and reindeer as non-domesticated animals; the rationale for this is unclear.

While it has been argued that reindeer are in the early stages of domestication^{2,3}, reindeer show features typical of other domesticated species, such as much greater colour variation than wild herds, a shorter muzzle and smaller body size. They also breed earlier and have a less strong urge to migrate. Reindeer were probably domesticated on at least two or three separate occasions in eastern Russia and Fenno-Scandia within the last two or three thousand years, and were the last species to be domesticated by humans⁴, although selective breeding has not been as intense because both humans and reindeer continued their nomadic lifestyle⁵. A Dangerous Wild Animals Act 1976 licence is required to keep caribou and reindeer, but domesticated reindeer are exempt.

From 2005 to 2013, 90 consignments containing 1168 domesticated reindeer were imported, and there are an estimated 1500 reindeer in the UK⁶. However, the Veterinary Deer Society does not recommend holding small numbers of reindeer on farms or small holdings, and they require high levels of stockmanship if they are to thrive⁶. There are considerable welfare concerns for domesticated reindeer held in captive conditions that do not facilitate traditional husbandry techniques⁷, particularly those kept by inexperienced owners for commercial reasons⁸. There appear to be few welfare concerns

for the two free-ranging herds in the Cairngorms, numbering around 150 animals⁹. Of these, between 60 and 75 are available for Christmas events and displays, but only trained castrated males are used for pulling sleighs. These animals are used to human contact and receive extensive training prior to being used in shows¹⁰.

Llamas and alpacas are both domesticated and, because they are so different from their wild ancestors, traditionally have been given different Latin names. The alpaca (*Lama pacos*) is the domesticated version of the vicuña (*Vicugna vicugna*), and the larger llama (*Lama glama*) is the domesticated form of the guanaco (*Lama guanicoe*); both alpacas and llamas have a long history of hybridization^{11,12}. However, in the world list of mammal species, *Vicugna vicugna* is used for both the vicuña and alpaca and *Lama glama* for both the guanaco and llama¹³. Llamas were domesticated in the Peruvian Andes some 5000 to 3800 years before present (BP) and then moved to lower elevations; the alpaca was possibly domesticated a little earlier, some 6000 BP and moved to lower elevations by about 3800 BP¹⁴. There are over 2000 llamas¹⁵ and around 50,000 alpacas¹⁶ in Britain. Llamas are used in circuses and llama trekking is becoming increasingly popular in Britain; both llamas and alpacas are reared commercially on farms. No Dangerous Wild Animals Act 1976 licence is required to keep llamas and alpacas and no licence has been required to keep guanacos since 1 October 2007.

Dromedaries were first domesticated in southern Arabia around 4000 BP, and wild populations probably survived in Arabia to around 2000 BP. However, since dromedaries are now only known as domesticated animals or as feral populations, it is unclear how they differ from their wild ancestors. As with reindeer, after domestication dromedaries had to remain nomadic to be able to continue to live in desert environments¹⁷. While most of those in Britain are held in zoos and wildlife parks, some are used for trekking, racing, camel polo, Christmas events, weddings, and a variety of corporate events. Fewer than 30 are held in Britain outside zoos¹⁸. A Dangerous Wild Animals Act 1976 licence is required to keep dromedaries.

Bactrian camels were probably domesticated 5000 to 6000 BP, and show a number of morphological differences from wild Bactrian camels, which have relatively smaller humps, ears and hoof plates, relatively longer legs, and no *corpus callosum* on the fore legs¹⁹. Some authors assign wild camels subspecific status, and recent genetic studies have shown that the surviving population of wild Bactrian camels is not the direct ancestor of the

domestic Bactrian camels, which may have originated from a single wild population that is now extinct²⁰. The separation between the surviving wild population and the ancestors of domestic Bactrian camels is estimated to have occurred 700,000 years ago, long before domestication²¹. There are more Bactrian camels than dromedaries in Britain, and they are used for riding and trekking, corporate events and parties, as well as in circuses. Fewer than 65 are held in Britain outside zoos¹⁸. A Dangerous Wild Animals Act 1976 licence is required to keep both the domestic and wild forms of the Bactrian camel.

Thus the situation with these species is complex: reindeer, dromedaries and Bactrian camels have a long history of domestication, but all only show small morphological and physiological differences from their wild ancestors because all three retained

their nomadic lifestyle in the environment to which they were adapted. However, they show clear genetic differences from their wild counterparts. Llamas and alpacas were not nomadic and selective breeding has led to greater morphological and physiological differences from their wild ancestors. However, the “collective behaviour, life cycle or physiology” of all these species is altered from the wild type. If a species is domesticated, whether it is “normally domesticated in the British Islands” is only relevant if a lack of husbandry expertise and/or unsuitable environmental conditions lead to inappropriate welfare and/or safety concerns.

References

- Radford, M. (2007) *Wild animals in travelling circuses: the report of the Chairman of the Circus Working Group*. London: Defra. <http://www.defra.gov.uk/animalh/welfare/pdf/circus-report.pdf>.
- Baskin, L.M. (2000) Reindeer husbandry/hunting in Russia in the past, present and future. *Polar Research*, **19**, 23-29.
- Reimers, E. & Colman, J.E. (2006) Reindeer and caribou (*Rangifer tarandus*) response towards human activities. *Rangifer*, **26**, 56-71.
- Røed, K.H., Flagstad, Ø., Nieminen, M., Holand, Ø., Dwyer, M.J., Røv, N. & Vilà, C. (2008) Genetic analyses reveal independent domestication origins of Eurasian reindeer. *Proceedings of the Royal Society of London*, **275B**, 1849-1855.
- Smith, T. (2006) *The real Rudolph: a natural history of the reindeer*. Stroud: Sutton Publishing.
- Animal & Plant Health Agency (2014) *Health and welfare of reindeer*. <http://www.ahvla.defra.gov.uk/documents/surveillance/diseases/reindeer.pdf>.
- McSloy, A. (2014) Basic veterinary management of reindeer. *In Practice*, **36**, 495-500.
- Farm Animal Welfare Committee (2013) *Opinion on the welfare of farmed and park deer*. London: Defra.
- Dansie, E., Putman, R.J. & Yalden, D.W. (2008) Reindeer *Rangifer tarandus*. In: Harris, S. & Yalden, D.W. (eds) *Mammals of the British Isles: handbook, 4th edition*, pp. 604-605. London: The Mammal Society.
- Tilly Dansie personal communication 19 January 2016.
- Stanley, H.F., Kadwell, M. & Wheeler, J.C. (1994) Molecular evolution of the family Camelidae: a mitochondrial DNA study. *Proceedings of the Royal Society of London*, **256B**, 1-6.
- Kadwell, M., Fernandez, M., Stanley, H.F., Baldi, R., Wheeler, J.C., Rosadio, R. & Bruford, M.W. (2001) Genetic analysis reveals the wild ancestors of the llama and the alpaca. *Proceedings of the Royal Society of London*, **268B**, 2575-2584.
- Wilson, D.E. & Reeder, D.M. (2005) *Mammal species of the world - a taxonomic and geographic reference*. Baltimore: Johns Hopkins University Press.
- Wheeler, J.C. (2012) South American camelids - past, present and future. *Journal of Camelid Science*, **5**, 1-24.
- Elizabeth Butler personal communication 15 December 2015.
- Libby Henson personal communication 29 February 2016.
- Wilson, R.T. (1984) *The camel*. Harlow: Longman.
- Rebecca Fossett personal communication 4 March 2016.
- Jie, H., Jiexia, Q., Jianlin, H. & Zhenming, M. (2002) Genetic differentiation between *Camelus bactrianus ferus* and *C. b. bactrianus* inferred from mitochondrial DNA RFLPS. In: Reading, R.P., Enkhbileg, D. & Galbaatar, T. (eds) *Ecology and conservation of wild Bactrian camels (Camelus bactrianus ferus)*, pp. 65-72. Ulaanbaatar: Mongolian Conservation Coalition.
- Burger, P. (2012) Genetic traces of domestication in Old World camelids. In: Knoll, E.-V. & Burger, P. (eds) *Camels in Asia and North Africa: interdisciplinary perspectives on their past and present significance*, pp. 17-28. Vienna: Österreichischen Akademie der Wissenschaften.
- Ji, R., Cui, P., Ding, F., Geng, J., Gao, H., Zhang, H., Yu, J., Hu, S. & Meng, H. (2009) Monophyletic origin of domestic bactrian camel (*Camelus bactrianus*) and its evolutionary relationship with the extant wild camel (*Camelus bactrianus ferus*). *Animal Genetics*, **40**, 377-382.

Appendix 2

People who contributed to one or both of the questionnaires

We received 17 responses from experts who asked to remain anonymous. The people who agreed to be named, and the affiliations they asked to be included, are below:-

Dr Simon Adams BSc BVMS MRCVS
Independent zoo and wildlife veterinary adviser

Thomas L. Albert
Vice President, Government Relations,
Feld Entertainment, Inc. dba Ringling Bros
and Barnum & Bailey®

Ms Brooke Aldrich
Wild Futures

D.V.M. Andrés Alejandro Castro
Universidad Nacional de Colombia

**Thomas Althaus, PhD in biology
(zoology/ethology)**
Independent consultant for European Circus
Association

Mr Jonathan Ames
Eagle Heights Wildlife Foundation

Libby Anderson
OneKind

Paloma Jimena de Andrés Gamazo, DVM, PhD
Head veterinarian at La Reserva del Castillo
de las Guardas, Spain

Dr Rob Atkinson
Consultant

Dr Heather Bacon
Independent

**Dr Tom Bailey, BSc, BVSc, MRCVS, CertZooMed,
MSc, PhD, Dip ECZM, RCVS**
Specialist in zoo and wildlife medicine,
Origin Vets, Pembrokeshire, Wales, UK

Mr Chris Barltrop BA (Hons)
Circus professional, former Chair of Circus
Sub-group of the Defra Circus Working Group
towards the 'Radford Report'.

Miss Jennifer Barnes
Five years' experience in animal encounter
businesses/exotic animal businesses working
with non-domesticated animals

Carole Baskin
CEO of Big Cat Rescue

Professor Patrick Bateson
University of Cambridge

Professor emeritus Marc Bekoff
Ecology and Evolutionary Biology,
University of Colorado, Boulder

Mr Neil Bemment
Paignton Zoo Environmental Park

Dr Cynthia Bennett
Associate editor, Journal of Applied
Animal Welfare Science

Dr Brian Bertram
Retired zoologist

Cristina Biolatti, DVM, PhD
Regional Center for Exotic Animals, Istituto
Zooprofilattico Sperimentale del Piemonte,
Turin

Chris Biro
Executive Director of Bird Recovery
International and owner of
The Pirate's Parrot Show

Nancy Blaney
Senior Policy Advisor, Animal Welfare
Institute (USA)

Dr M Bracke
Researcher of Animal Welfare, Wageningen
University and Research Centre

Professor Donald Broom
Cambridge University

Mrs Rona Brown
Rona Brown's Movie Animals

Dr Bryan Carroll

Mr Jordi Casamitjana,
International Fund for Animal Welfare

Dr Julian Chantrey
University of Liverpool, Institute of
Veterinary Science

Suzanne Chipperfield
Fossett's Circus, Lucan, Ireland

Mr Thomas Chipperfield
An Evening with Lions and Tigers

Pamela Clark, CPBC, CVT
Certified parrot behavior consultant and
certified veterinary technician, Creekside
Veterinary Clinic in Keizer, Oregon and the
International Association of Animal Behavior
Consultants

Mrs Anna Claxton MSc
University of Edinburgh

Dr Ros Clubb

RSPCA

Mr James S Clubb

Heythrop Zoological Gardens Ltd.

Mr Mike Collins

Site manager and wolf keeper,
UK Wolf Conservation Trust

Jan Creamer

President, Animal Defenders International

Mr Keith Cutler

veterinary surgeon

Mr John Dineley, BA Hons

Zoological consultant

Miss Christina Dodkin

Research Director, Animal Defenders
International

**Tobias Dornbusch Diplom Biologe
(MSc Biologist)**

European Elephant Group

Mr Chris Draper

Born Free Foundation/University of Bristol

Dr Julian Drewe

Royal Veterinary College,
University of London

David Duffy

Tom Duffy's Circus, Ireland/
Circus Guild of Great Britain

Dr Kate Evans

Elephants for Africa

Dr Elena Fedorovich

Senior researcher, Moscow State University,
Department of Psychology

Dr Eduardo J. Fernandez

Affiliate professor, Department of
Psychology, Trinity Lutheran College

Dr Vicki Fishlock

Resident scientist,
Amboseli Trust for Elephants

**Dr Neil A Forbes BVetMed
DipECZM FRCVS**

Great Western Exotic Vets

Emma Ford

Vice Chairman Scottish Hawk Board

Mr and Mrs Joseph and Rebecca Fossett

Joseph's Amazing Camels Ltd.

Mrs Daniela Freyer

Pro Wildlife

Dr Marion E. Garaï

Elephant Specialist Advisory Group SA,
Space for Elephants Foundation SA,
European Elephant Group

Mr Greg Glendell

Honorary director, BirdsFirst UK

Mrs Emma Goodman Milne BVSc MRCVS

Independent veterinary surgeon

Mr David Hancocks

Dr Moira Harris

Harper Adams University

Prof Dr Heribert Hofer DPhil

Leibniz Institute for Zoo & Wildlife
Research Berlin, Germany

Bengt Holst

Scientific Director, Copenhagen Zoo

Dr H Hopster

Wageningen UR Livestock Research

Dr Geoff Hosey

Biology, University of Bolton

Mr Jolyon Jamieson

Retired circus artiste

Dr Kimberley Jayne

University of Exeter and Animal Defenders
International

**Dr Lance Jepson MA VetMB
CBiol MSB MRCVS**

Zoo and exotic animal veterinarian,
Origin Vets, Pembrokeshire, UK

Dr Mike Jessop BVetMed MRCVS

Mr Peter Jolly

Jolly's Circus, licensed under the Wild
Animals in Travelling Circuses (England)
Regulations 2012/President, Circus Guild
of Great Britain

Mr Kenneth Kaemmerer,

Pittsburgh Zoo & PPG Aquarium

Lisa Kane

Attorney, Coalition for Captive Elephant
WellBeing

Dr Andrew Kelly

Irish Society for the Prevention of
Cruelty to Animals

Dr Winnie Kiiru

Conservation Kenya

Dr Marthe Kiley-Worthington

Centre d'eco-etho recherche et education, France

Dr Andrew Kitchener

National Museums Scotland

Dr John A Knight, BVetMed

MRCVS, BVA, BVZS, EAZWV, WAZWV, MSB,
Chris Lawrence Vet of the Year 2015,
CEVA Animal Welfare Awards

Prof Dr Richard Kock

Royal Veterinary College

Dr Michael Kreger

Biologist

Mr Alexander Lacey

Big cat carer, breeder and trainer

Professor Phyllis C Lee

University of Stirling

Mr Guy Lichty

North Carolina Zoo

Dr Kati Loeffler

Veterinarian

Dr William Keith Lindsay

Member, Scientific Advisory Council,
Amboseli Trust for Elephants, Kenya

Mr Bruce Maclean

HerpVet Services

Miss C Macmanus

Circus Mondao, licensed under the
Wild Animals in Travelling Circuses
(England) Regulations 2012
& Circus Guild of Great Britain

Mr Philip Mansbridge

International Fund for Animal Welfare

Lori Marino

Executive Director, The Kimmela Center
for Animal Advocacy

Ken McCort

Four Paws Animal Behavior Services (Ohio)
and Wolf Park (Indiana)

Mr Nick Mertens,

researcher, Pachyderm/World of Zoology

Ms Carney Anne Nasser

Legislative counsel and captive exotic
specialist, Animal Legal Defense Fund

Dr Katarzyna Nowak

Anthropology, Durham University,
Durham UK

Miss Nicola O'Brien

Campaigns Director at the Captive Animals'
Protection Society

Xareni Pacheco

Veterinary professional, MSc in animal
behaviour and animal welfare, PhD in
animal behaviour, University of Exeter,
University of Edinburgh

Jemima Parry-Jones MBE

Director, International Centre for Birds of Prey

Mr Thomas Pietsch

Four Paws International

Dr Mark Pilgrim

Director General, North of England
Zoological Society, Chester Zoo

Alex Podturkin, PhD

Moscow Zoo, junior scientific researcher,
scientific research department

Mr Craig Redmond

Independent animal protection consultant

Dr Ian Robinson

International Fund for Animal Welfare

Johnny Rodrigues

Chairman, Zimbabwe Conservation Task Force

Dr (MRCVS) Stephanie Sanderson

EWS Partnership Ltd

Dennis L Schmitt DVM, PhD, Dipl. ACT

Chair of Veterinary Care, Research and
Conservation, Feld Entertainment,
Ringling Bros Center for Elephant
Conservation

Helen M. Schwantje

Fish and Wildlife Branch, British Columbia
Ministry of Forests, Lands and Natural
Resource Operations

Dr Graeme Shannon

Bangor University

Mr James Shaw & Mrs Sharon Shaw

Lakeview Monkey Sanctuary

Mrs Ilaria Di Silvestre

Eurogroup for Animals

Mr Mark Peter Simmonds

University of Bristol, School of
Veterinary Sciences

Mrs Elizabeth (Tilly) Smith BSc Hons Zoology

Director and Secretary of The Reindeer Company
Ltd, owner/manager of The Cairngorm Reindeer
Herd, Aviemore, Scotland

Ms Catrina Steedman BSc(Hons) MRSB

Emergent Disease Foundation

Dr Miranda Stevenson

UK zoo inspector

Mrs Georgie Stewart

Program Officer, Humane Society
International (Australia)

Mr Peter Stroud

Independent zoological consultant,
former zoo keeper, curator and director

Mr Olaf Töffels

European Elephant Group

Mr Simon Tonge

Whitley Wildlife Conservation Trust

Mr Terence Turkington

Falconer

Laura Van Der Meer

On behalf of Fédération Mondiale du Cirque

**Mr Clifford Warwick PGDipMedSci
CBiol CSci EurProBiol FOCAE FRSB**
Emergent Disease Foundation

Dr Deborah Wells

Reader in Psychology, Queen's University
Belfast

Professor Françoise Wemelsfelder

Scotland's Rural College

Mrs Isabel Wentzel

Manager, Wildlife Protection Unit,
National Council for the Societies
for the Prevention of Cruelty to Animals
(NSPCA), South Africa

Greg Whittaker

Animal husbandry manager,
Moody Gardens, Inc.

Mr Wilkinson

Noah's Ark Zoo Farm

Dr Kirsten Wimberger

Wild Bird Trust

Dr med vet Angelika Wimmer

European Elephant Group

Dr Lisa Yon

Lecturer in Zoo & Wildlife Medicine,
University of Nottingham, School
of Veterinary Medicine & Science

**We also received four collective responses
for the second questionnaire from the
following groups:-**

Laura van der Meer

On behalf of Federation Mondiale du Cirque

Thomas L. Albert

Vice President – Government Relations,
on behalf of Feld Entertainment, Inc. dba
Ringling Bros. and Barnum & Bailey®

**Mark Stidworthy MA VetMB PhD
FRCPath MRCVS, RCVS**

Recognised specialist in veterinary
pathology (Zoo and Wildlife), President,
British Veterinary Zoological Society,
on behalf of BVZS Council

Rona Brown

Government Liaison Officer Circus Guild
of Great Britain *on behalf of* the Circus Guild
of Great Britain, European Circus Association,
Martin Lacey jr, ENC, CFA Italy, Jollys Circus
(Licensed Circus England), Circus Mondao
(Licensed Circus England), Duffys Circus Ireland,
Chris Louth UK, Jim Clubb, Amazing Animals,
Suzanne Chipperfield, Pawsi, Rona Brown's Movie
Animals, Yvonne Kludsky Spanish Circuses,
John le Mare Australia, Jolyon Jamieson

We are extremely grateful to all the people who
responded to our requests for information and
returned our questionnaires.

Appendix 3

The first questionnaire

We have been asked by the Welsh Government to review the science currently available on the use and behaviour of wild animals in circuses and travelling shows. The first part of this process is to seek the views of relevant experts around the world to identify the key issues we should consider. To this end, we are seeking advice and guidance from people with expertise on keeping captive wild animals, animal training, the circus industry, animal welfare generally and the behaviour of wild animals. As someone with relevant expertise, we would be grateful if you could assist us by completing the attached, short questionnaire. We are interested in your opinions only, and there are no 'right' or 'wrong' answers.

We would be grateful if you could answer three questions. The first question relates to indicators of welfare, which might include behavioural, health or physiological measures, though please do not feel limited to these. The second question relates to factors that affect welfare. These might include aspects of the environment, transport, housing or husbandry, though again please do not feel limited to these types of factors. The third question asks if there are any specific issues that you consider only apply to animals in circuses or other forms of animal entertainment. These may, of course, repeat some of the points you have already made.

For each of the questions, please list up to ten issues you think are important. You can of course suggest fewer issues. If you do not feel qualified to answer any of the questions, please leave them blank. Also, please do not try to rank the factors you consider to be important. We will compile a list of the key factors identified by all the experts and then ask everyone to score their importance.

Could we also ask you to think about *all* the species used in circuses and other types of travelling animal shows. While these are typically mammals, they also include birds, such as parrots and birds of prey, and some large reptiles, such as pythons and crocodilians. If you think that some of the factors you identify only apply to specific species or groups of species, please indicate this on the questionnaire.

The schedule for the review is tight, so please try to reply within two weeks of receipt.

Finally, for transparency, we have been asked to publish a list of the people who have contributed to this review in the report. We will not be making individual views or contributions public: these will remain confidential. So could you please put your title, name and affiliation at the end of the form so that we can acknowledge you correctly. If you do not want your name included in the report, please indicate this at the end of the questionnaire.

If you have any questions, please do not hesitate to contact us at circuswelfarestudy@gmail.com.

Your co-operation is key to the success of this study, and we would be extremely grateful if you could spare a few minutes to answer this questionnaire.

Many thanks for your help.

Yours

Jo Dorning
Stephen Harris
Heather Pickett

The welfare of wild animals in circuses and travelling shows

For all questions, please consider only the welfare of non-domesticated animal species that are, or could be, used in a circus and/or other forms of entertainment, including mammals, birds and reptiles. If your answer or area of expertise relates to a particular species or group of species, please specify where you are answering in relation to certain species only.

1. *Indicators of welfare of wild animals in circuses*

Indicators of welfare might include (but are not restricted to) aspects of behaviour, health or physiology. Please supply up to ten indicators of good welfare and up to ten indicators of poor welfare. If some or all of your answers relate only to certain species, please specify.

a) In your opinion, what are the most important indicators of good welfare in circus animals?

1.	
2.	
3.	
4.	
5.	
6.	
7.	
8.	
9.	
10.	

b) In your opinion, what are the most important indicators of poor welfare in circus animals?

1.	
2.	
3.	
4.	
5.	
6.	
7.	
8.	
9.	
10.	

2. Factors that affect the welfare of wild animals in circuses

Factors that affect welfare might include (though are not restricted to) aspects of housing, social environment, husbandry, diet, veterinary care, transport, training and performance. Please supply up to ten factors contributing to good welfare and up to ten factors contributing to poor welfare. If some or all of your answers relate only to certain species, please specify.

a) In your opinion, what are the most important factors likely to contribute to good welfare in circus animals?

1.	
2.	
3.	
4.	
5.	
6.	
7.	
8.	
9.	
10.	

b) In your opinion, what are the most important factors likely to contribute to poor welfare in circus animals?

1.	
2.	
3.	
4.	
5.	
6.	
7.	
8.	
9.	
10.	

3. Factors unique to non-domesticated animals used in circuses/entertainment

Do you think there are specific factors that affect the welfare of non-domesticated animals used in circuses or other entertainment shows, which do not apply to other captive environments such as zoos and, if so, do you think that these factors are likely to enhance or impair welfare?

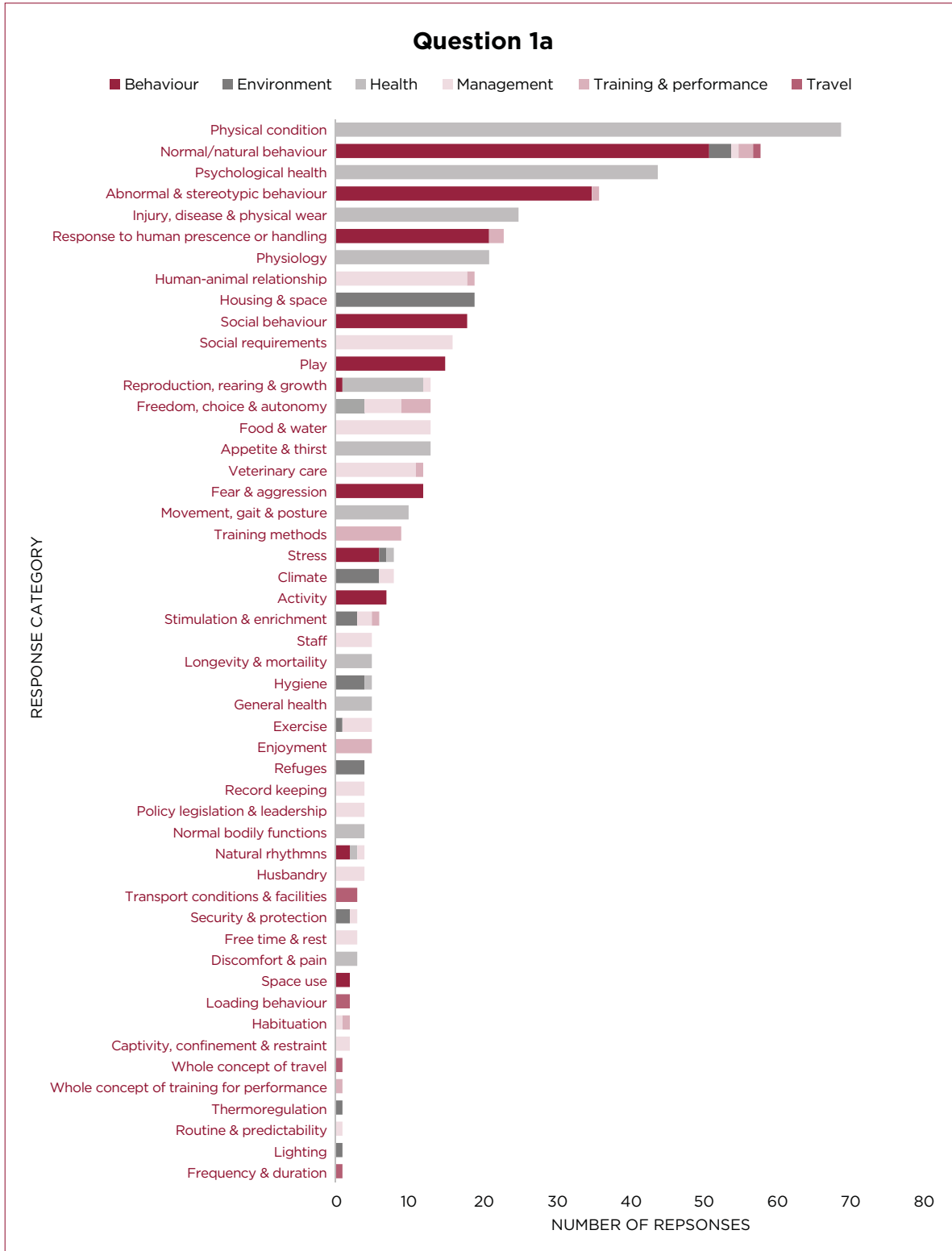
1.	
2.	
3.	
4.	
5.	
6.	
7.	
8.	
9.	
10.	

Please give your title, name and affiliation as you would like to see it appear in the report:-
If you do not want your name included in the report, please put an "X" in this box

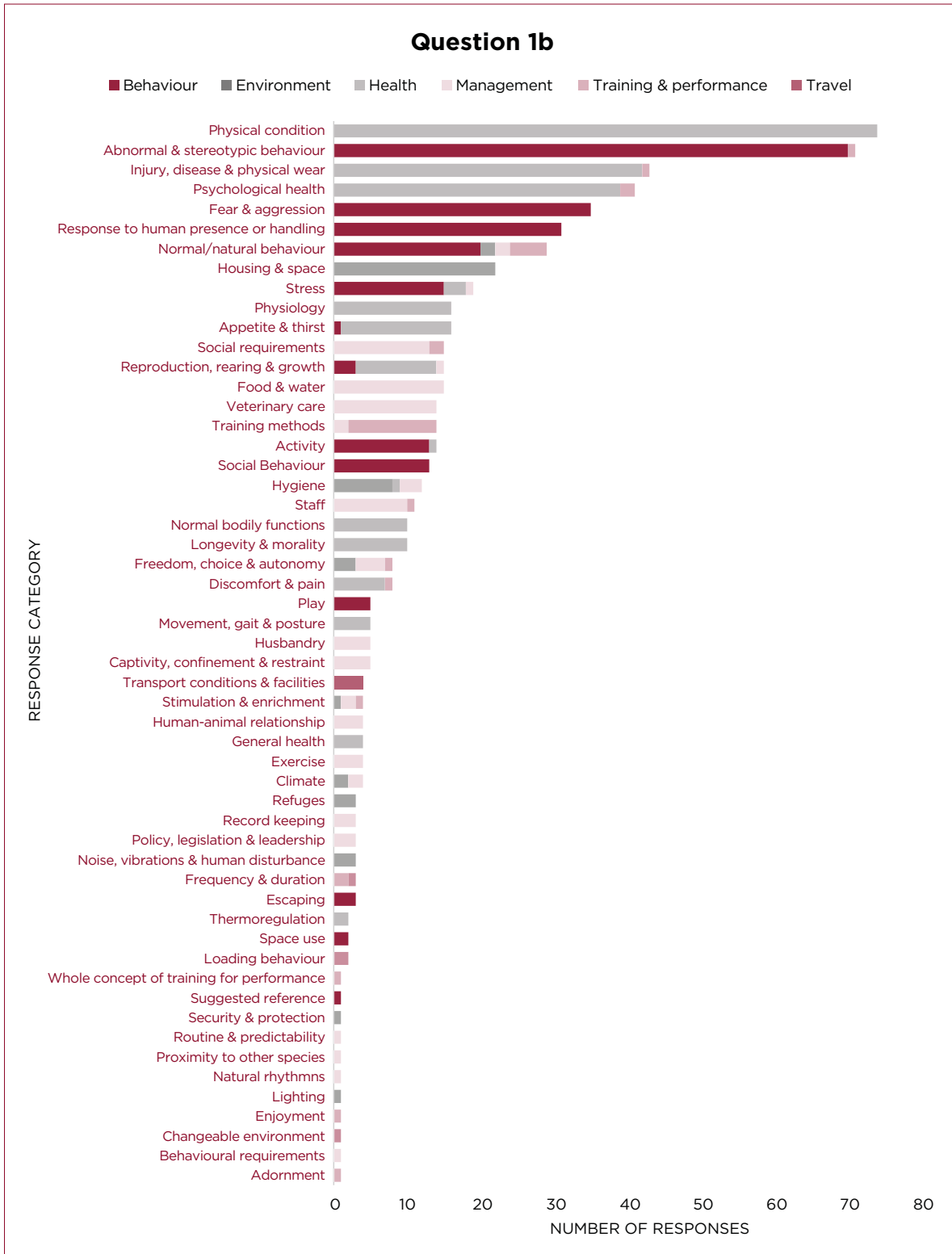
Appendix 4

The first questionnaire

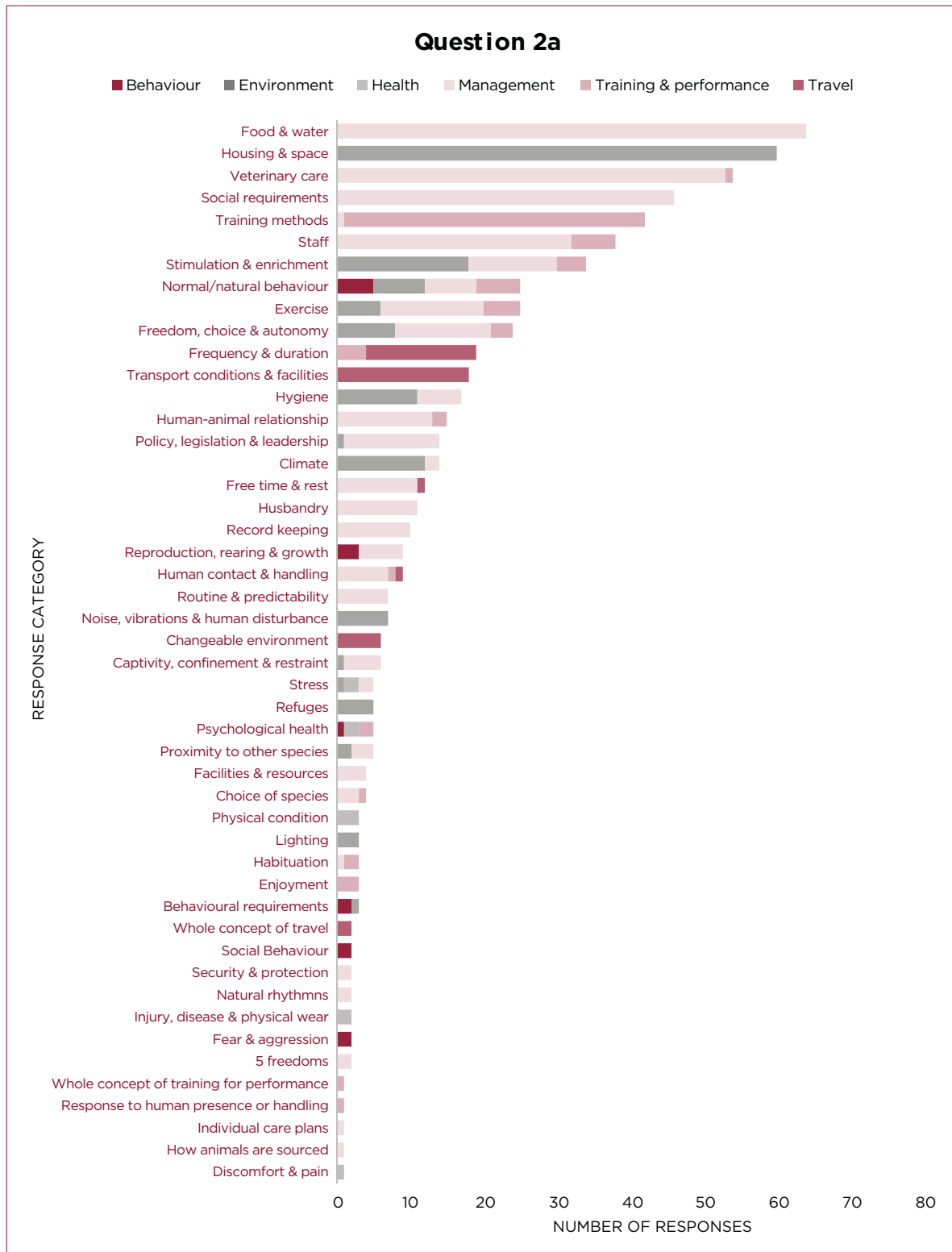
Responses to question 1a



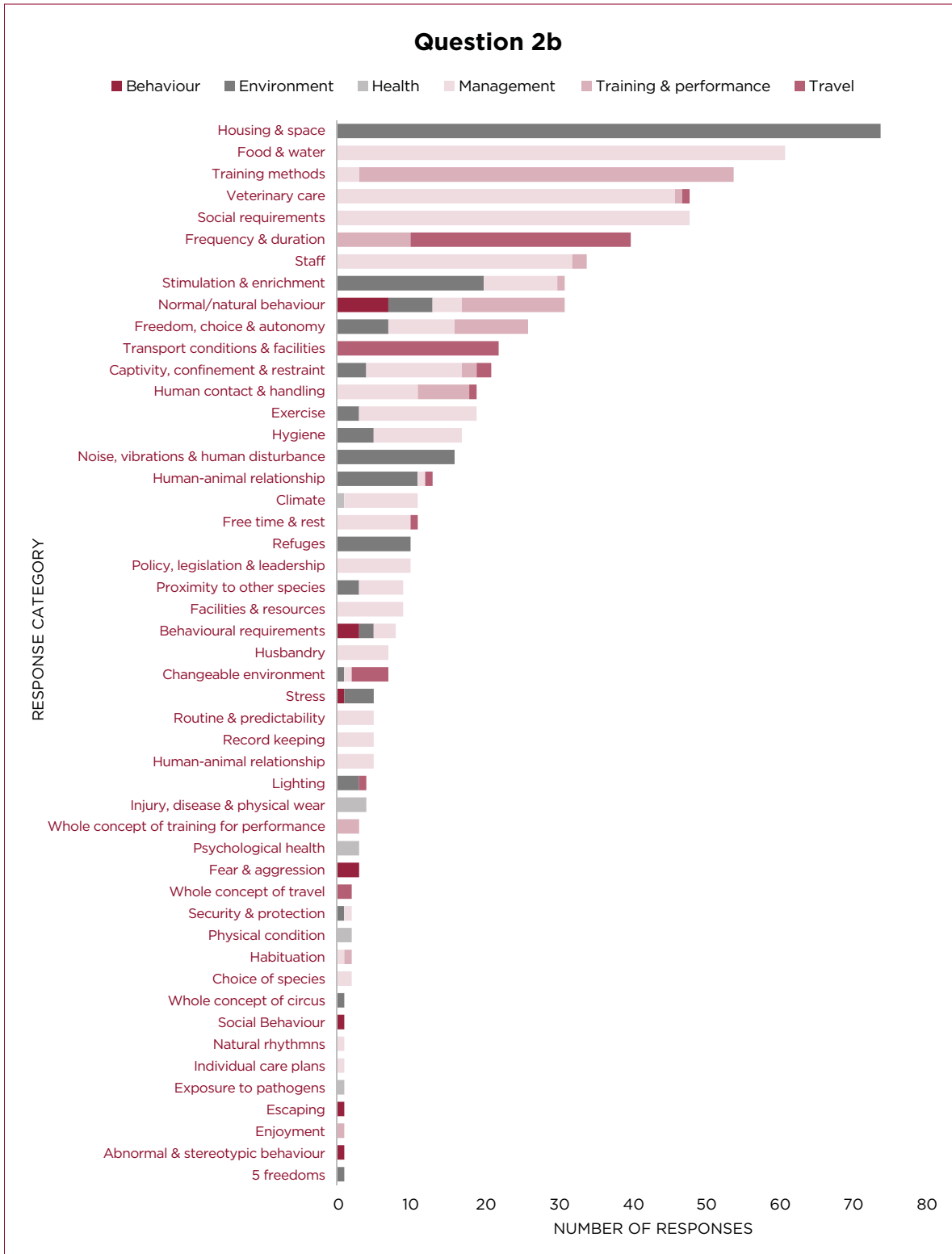
Responses to question 1b



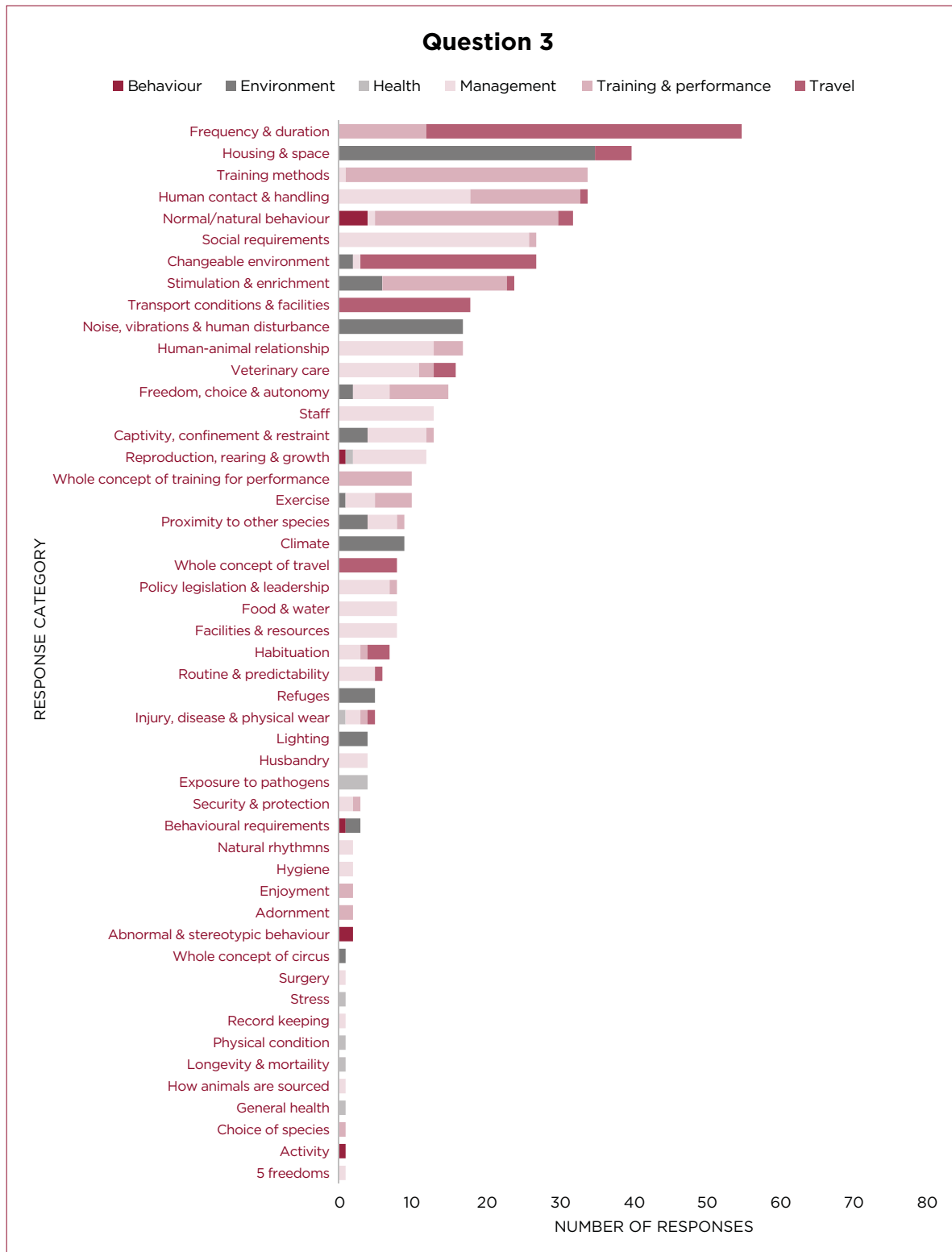
Responses to question 2a



Responses to question 2b



Responses to question 3



Appendix 5

The second questionnaire

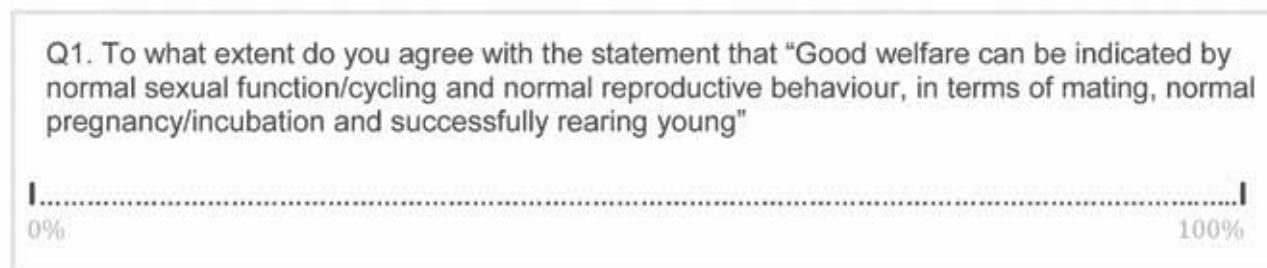
Thank you for taking part in our review. We have been asked by the Welsh Government to review the science currently available on the use and welfare of wild and/or non-domesticated animals in circuses and other travelling shows around the world. Wild and/or non-domesticated animals are members of species that are not normally domesticated in the British Islands. At the beginning of this process we asked relevant experts from around the world to help identify the key issues to consider in our review (questionnaire round 1). We then combined the issues raised into a number of statements and are now asking experts to what extent they agree with each statement (questionnaire round 2).

Whether or not you contributed to the first questionnaire, we would be extremely grateful if you could find time to participate in round 2.

For each statement, all you have to do is use your cursor to click along a scale from 0-100% to indicate the extent to which you agree with each statement, with 0% indicating that you *strongly disagree* with the statement and 100% that you *strongly agree* with it. We are interested in your opinions only, and there are no 'right' or 'wrong' answers. If you feel unable to comment on some of the statements, please feel free to leave them unanswered by not clicking on the scale below that statement.

To view this questionnaire you need to open it in either Adobe Acrobat Reader or Preview.

Each statement looks something like this:



Q1. To what extent do you agree with the statement that "Good welfare can be indicated by normal sexual function/cycling and normal reproductive behaviour, in terms of mating, normal pregnancy/incubation and successfully rearing young"

0% 100%

To indicate the extent to which you agree with the statement, please click the cursor at your chosen point along the scale from 0% to 100% and a red marker will appear. The marker may vary in appearance depending on your computer system (shown below).



Note that each statement refers to the welfare of wild/non-domesticated animals. If your opinions (for any/all statements) relate to specific species or groups of species, please indicate this in your return email.

Please remember to 'Save' your changes before you return the form.

Thanks, your input is much appreciated.

Jo Dorning, Stephen Harris and Heather Pickett

The questions were:-

- 1 To what extent do you agree with the statement that “Good welfare can be indicated by normal sexual function/cycling and normal reproductive behaviour, in terms of mating, normal pregnancy/incubation and successfully rearing young”
- 2 To what extent do you agree with the statement that “Good welfare can be indicated by a normal appetite and thirst appropriate for wild animals of the same species, age and sex, and for that period in their annual cycle, e.g. reptiles typically do not eat during the reproductive or dormant periods”
- 3 To what extent do you agree with the statement that “Captive animals can be considered to have good welfare when they show no evidence of abnormal behaviour, such as pacing, weaving, bar-biting, head twists or self-harm such as feather plucking or over-grooming, or other repetitive movements that are not part of the species’ normal behavioural repertoire”
- 4 To what extent do you agree with the statement that “Captive animals can be considered to have good welfare when they show no evidence of anticipatory behaviour, defined as abnormal, repetitive behaviour (movements that are not part of the species’ normal behavioural repertoire in nature) linked to scheduled events, such as around feeding time”
- 5 To what extent do you agree with the statement that “If a captive animal shows anticipatory or stereotypic behaviour prior to performances, this is a positive sign that the animal wants to perform, and that they enjoy performing”
- 6 To what extent do you agree with the statement that “A captive animal can be considered to have good welfare if it displays a full/complete repertoire of natural behaviours (such as foraging, grooming/preening, bathing, digging, climbing, flying, nesting, socialising) in the proper context and as frequently as shown by animals of the same species, age and sex in the wild”
- 7 To what extent do you agree with the statement that “A captive animal can be considered to have good welfare if it does not show fear or aggressive behaviour towards humans or conspecifics”, where fear or aggressive behaviour might include a prolonged submissive posture, hiding, avoidance or reluctance, immobility, sweating, panting, shaking, uncontrolled defecation, repeated vocalisations, threatening postures, spitting, kicking and/or biting
- 8 To what extent do you agree with the statement that “Captive animals of social species can be considered to have good welfare if they display a diversity of appropriate, positive social interactions with their conspecifics, such as play, grooming and/or cooperation”
- 9 To what extent do you agree with the statement that “To ensure good welfare of captive animals, enclosure size should be proportional to the species’ body size and ranging behaviour”
- 10 To what extent do you agree with the statement that “To ensure good welfare of captive animals, enclosures should provide refuges where animals can hide/retreat/escape from spectators or conspecifics and shelter from adverse weather conditions”
- 11 To what extent do you agree with the statement that “To ensure good welfare of captive animals, enclosures should be complex, interactive environments for mental and physical stimulation”
- 12 To what extent do you agree with the statement that “To ensure good welfare, captive animals should be housed in conditions that provide lighting, thermal and humidity conditions that replicate the species’ natural habitat”
- 13 To what extent do you agree with the statement that “To ensure good welfare, captive animals need access to a variety of environmental enrichments to stimulate natural behaviours”
- 14 To what extent do you agree with the statement that “Having choices, such as choice of food, choice of location, choice of activity and/or choice of social partners, contributes to good animal welfare”
- 15 To what extent do you agree with the statement that “To ensure good welfare, captive animals require a diet that closely resembles what they have in the wild, in terms of variety, quality, quantity and presentation”
- 16 To what extent do you agree with the statement that “To ensure good welfare, captive animals should be presented with food in such a way as to encourage natural foraging/feeding behaviour”; this might, for instance, include searching, chasing, bark-stripping, digging and/or grazing
- 17 To what extent do you agree with the statement that “To ensure good welfare, captive animals should always be housed/kept in a species-appropriate social environment, i.e. solitary species should be housed alone and social species in groups of a similar size and composition (age range, sex ratio, relatedness) to animals of the same species, age and sex in nature”

- 18 To what extent do you agree with the statement that "For captive wild animals, socialisation with human handlers/trainers is a good substitute for socialisation with conspecifics and therefore contributes to good welfare"
- 19 To what extent do you agree with the statement that "To ensure good welfare, it is important that prey species are never housed in close proximity to predators, and *vice versa*"
- 20 To what extent do you agree with the statement that "Welfare of captive animals is positively influenced by caring, attentive and dedicated staff that respect their animals, pay close attention to their individual needs and monitor how individuals respond to different situations"
- 21 To what extent do you agree with the statement that "It is primarily the responsibility of the care staff and trainers to ensure good standards of animal welfare"
- 22 To what extent do you agree with the statement that "It is primarily the responsibility of the managers and business owners/proprietors to ensure good standards of animal welfare"
- 23 To what extent do you agree with the statement that "It is primarily the responsibility of the government to ensure good standards of animal welfare through the production and enforcement of welfare guidelines, policy and legislation"
- 24 To what extent do you agree with the statement that "To ensure good welfare, animals require regular health checks (at least every 3 months and not just when there is a problem) by a qualified professional with species-specific knowledge"
- 25 To what extent do you agree with the statement that "The frequent handling and training of performing animals makes veterinary procedures less stressful for the animals, thereby contributing to good welfare"
- 26 To what extent do you agree with the statement that "The frequent handling and training of circus and other performing animals facilitates the early detection of sickness, thereby contributing to good welfare"
- 27 To what extent do you agree with the statement that "Circus and other performing animals develop a strong and positive bond with their trainers/keepers/handlers, which contributes to good welfare"
- 28 To what extent do you agree with the statement that "All species can be successfully trained by only using reward-based training or positive reinforcement, including dangerous or unpredictable animals such as big cats and elephants"
- 29 To what extent do you agree with the statement that "To ensure good animal welfare, training should never involve negative reinforcement, coercion or punishment"
- 30 To what extent do you agree with the statement that "To ensure good welfare, animals should only be trained to perform natural movements or behaviours that they would normally show in the wild"
- 31 To what extent do you agree with the statement that "To ensure good welfare, the training and performance schedule should allow adequate time away from humans (excluding travel time) when animals are free to engage in natural behaviours and rest undisturbed"
- 32 To what extent do you agree with the statement that "Frequent training and performances are stressful for animals and contribute to poor welfare"
- 33 To what extent do you agree with the statement that "To ensure good welfare, animals should be allowed to choose whether or not to perform or participate in training"
- 34 To what extent do you agree with the statement that "The stimulation of regular training and performances improves both mental health and physical fitness and therefore contributes to good welfare"
- 35 To what extent do you agree with the statement that "Training animals to cooperate during veterinary or husbandry procedures is more beneficial to animal welfare than training animals to perform for the entertainment of paying audiences"
- 36 To what extent do you agree with the statement that "Good animal welfare is not compromised by frequent transport, loading and unloading"
- 37 To what extent do you agree with the statement that "To ensure good welfare, animals should only be transported when absolutely necessary and for the shortest times possible to avoid unnecessary stress"
- 38 To what extent do you agree with the statement that "To ensure good welfare, transporters should contain species-appropriate holding facilities that reflect the species' biological needs, in terms of space, substrate and climate"
- 39 To what extent do you agree with the statement that "To ensure good welfare, animals must not be deprived of opportunities to perform natural behaviours during transportation"

- 40** To what extent do you agree with the statement that “The unpredictable and variable environments with different sights, smells and sounds that are experienced through frequent travel to new locations are a great source of mental stimulation and therefore contribute to good animal welfare”
- 41** To what extent do you agree with the statement that “The welfare benefits of the varied, stimulating environments experienced by travelling animals outweigh the disadvantages of the limited size and complexity of temporary enclosures”
- 42** To what extent do you agree with the statement that “The nature of circuses and other mobile animal entertainment necessitates small and simple animal enclosures that are easy to assemble/disassemble and transport between venues and that the preconditions for good welfare can only be met in the complex environments made possible by stationary/permanent housing”

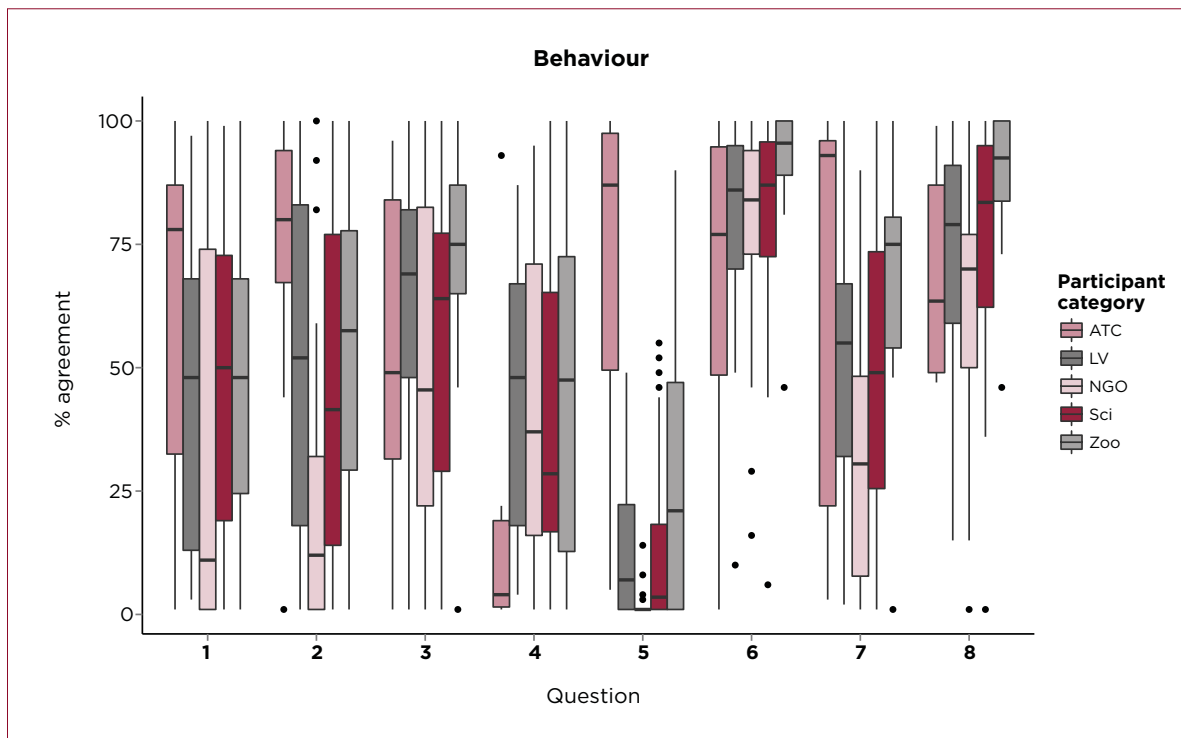
Please give your title, name and affiliation as you would like to see it appear in the report:-
If you do not want your name included in the report, please put an “X” in this box

Appendix 6

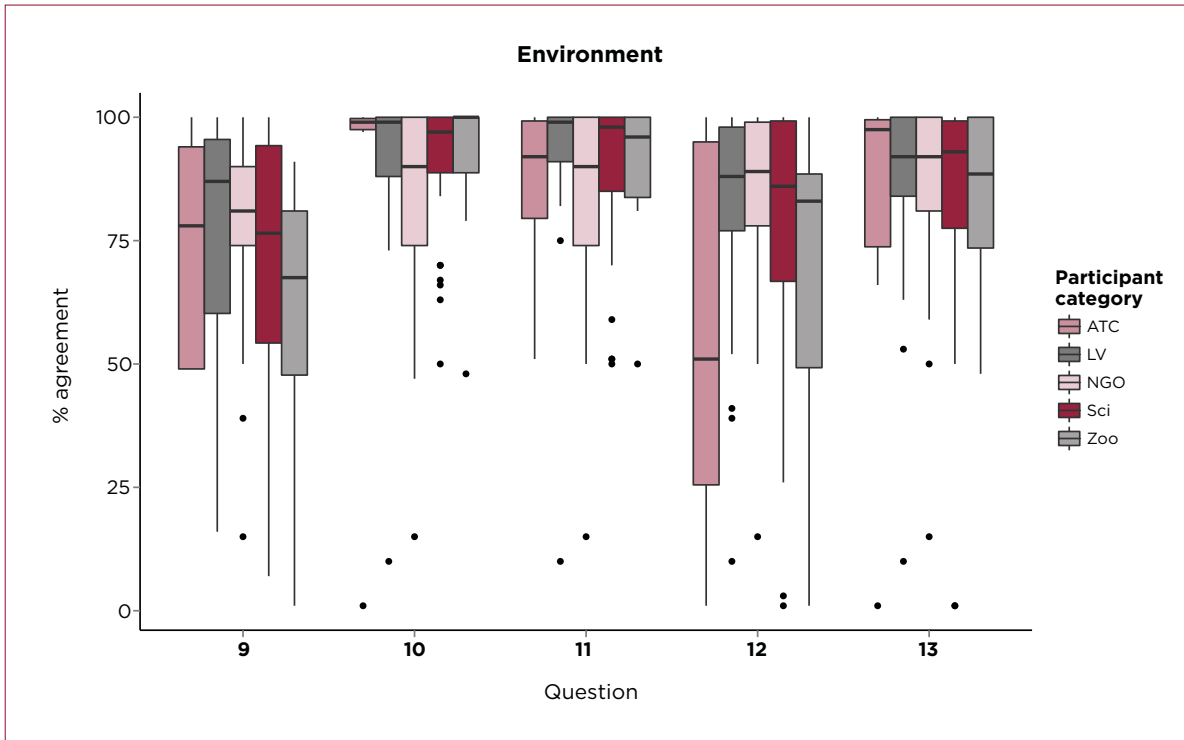
Responses to the second questionnaire

The numbers refer to the questions in Appendix 5 and are grouped by welfare issue and the type of respondent: *ATC* = animal trainers and circuses, *LV* = attorneys and veterinarians with expertise in wild animal welfare, *NGO* = people working for a relevant NGO, *Sci* = scientists with relevant expertise and *Zoo* = zoo and wild animal sanctuary staff. The horizontal lines denote the median score, the coloured boxes the upper and lower quartiles, the vertical lines the 95% confidence intervals, and dots mark outliers. 98 questionnaires were included in the analyses, but some people did not answer all the questions.

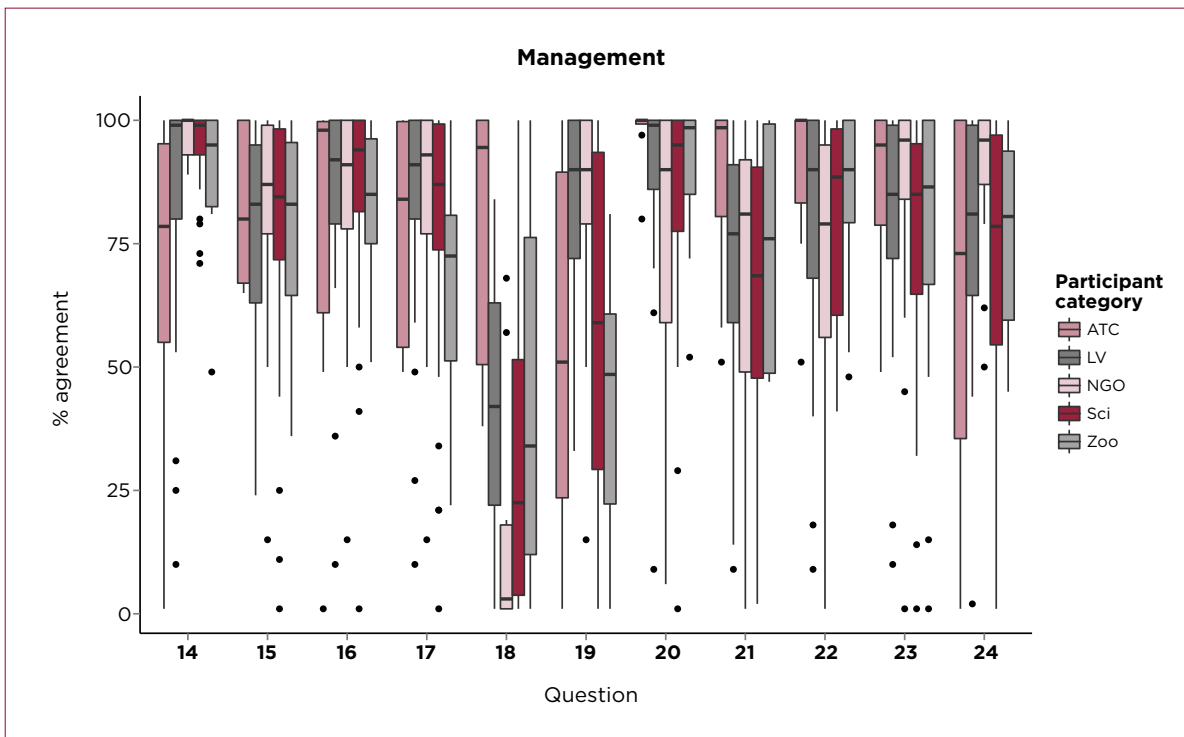
Responses to questions 1 to 8



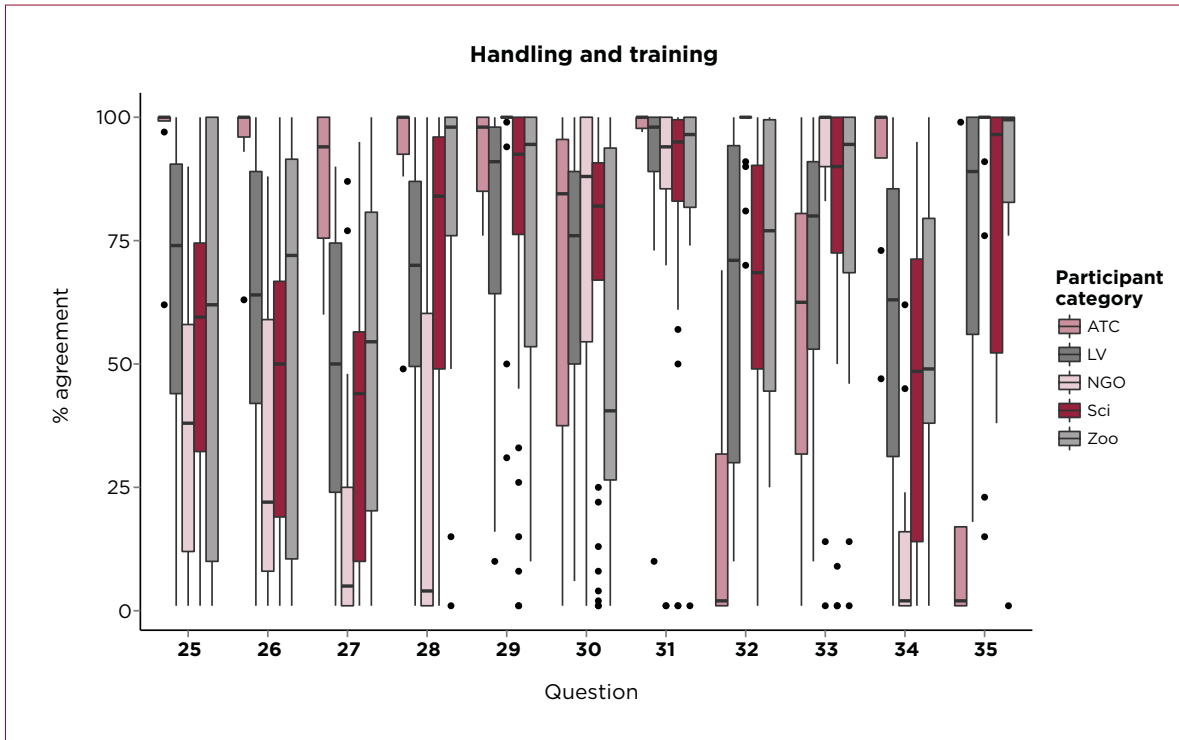
Responses to questions 9 to 13



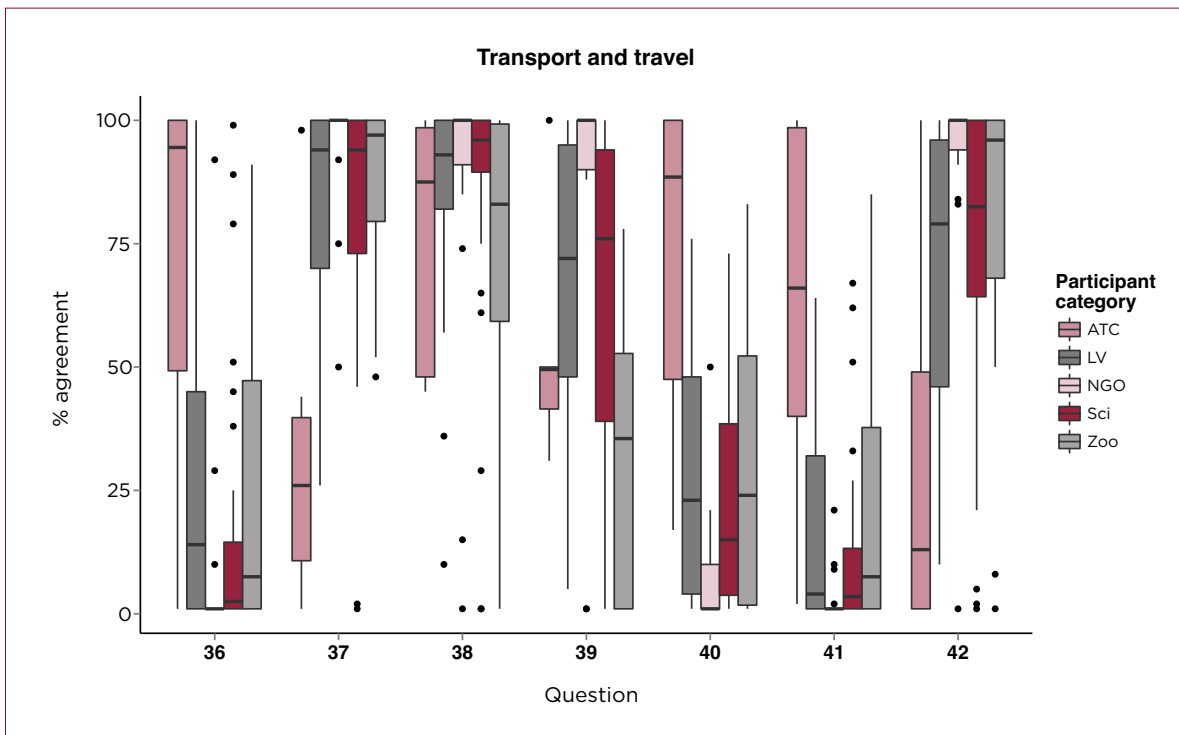
Responses to questions 14 to 24



Responses to questions 25 to 35



Responses to questions 36 to 42



Appendix 7

Review of the literature

Animal welfare – concepts and definitions

Different welfare scientists give greater or lesser importance to various aspects of welfare: some emphasise the biological functioning of the animal in terms of health, growth and reproduction; some emphasise the affective (emotional) state of the animal in terms of positive and negative experiences; and others emphasise the degree to which the animal is able to behave ‘naturally’¹.

In the ‘biological functioning’ approach, welfare is considered to be compromised when normal biological functioning is impaired, as reflected by, for example, increased mortality or morbidity, reduced growth or reproduction, or behavioural abnormalities such as stereotypies (repetitive behaviour patterns with no obvious function) or self-inflicted injuries. With this approach, “The welfare of an individual animal is its state as regards its attempts to cope with its environment”².

While animals may grow, reproduce and appear healthy, they will have poor welfare if they experience subjective suffering such as prolonged frustration from having little space in which to move³. Negative emotional states, like frustration, may be reflected in behavioural and/or physiological changes, indicating that an animal is having difficulty coping. Some experts argue that this is not always the case and that the animal’s feelings are what matter, irrespective of whether biological functioning is impaired. So “Welfare is not simply health, lack of stress or fitness and there will usually be a close relationship between welfare and each of these. However, there will also be enough exceptions to preclude equating welfare with any of them. Thus, neither health, nor lack of stress, nor fitness is necessary and/or sufficient to conclude that an animal has good welfare. Welfare is dependent on what animals feel”⁴.

Yet focusing exclusively on feelings may also be problematic. Things that make animals feel good in the short term may ultimately compromise their welfare if, for example, they have a negative impact on health, and *vice versa*. This can be addressed by combining both the ‘biological functioning’ and ‘affective state’ approaches into a succinct definition of animal welfare; thus welfare is good when an animal is “fit and happy” (or “fit and feeling good” for anyone uncomfortable with the word ‘happy’)⁵.

Welfare can be defined as the balance between positive and negative experiences or transient affective states⁶ and assessed by asking two fundamental questions: “Are the animals healthy?” and “Do the animals have what they want?”⁷. The question then arises of how we know what animals want. Some welfare scientists consider that providing animals with an environment similar to that in which their wild ancestors lived is necessary for good welfare and that animal welfare is likely to be compromised if the conditions in which animals are kept are substantially different from the conditions in which they evolved i.e. animals have a right “to live their lives in accordance with the physical, behavioural, and psychological interests that have been programmed into them in the course of their evolutionary development and that constitute their telos (i.e. intrinsic nature)” and “to be responsible guardians of animals, we must look to biology and ethology to help us arrive at an understanding of these needs”⁸. This is likely to be particularly important for wild animals held in captivity.

However, ‘naturalness’ is no guarantee of good welfare. Being chased by a predator may be ‘natural’ but it does not necessarily follow that it is necessary for good welfare. “It is not the ‘naturalness’ of the behaviour that should be our criterion for whether an animal suffers but what the animal’s own behaviour has shown us it finds reinforcing (i.e. the animal will work to obtain or avoid it) or not”⁹. So scientific methods have been developed that allow researchers to ‘ask’ animals which conditions they prefer when given a choice and how much they are motivated (in terms of how hard they are willing to work) to obtain or avoid particular conditions or resources⁹.

Assessing animal welfare

An enquiry into the welfare of animals kept under intensive livestock husbandry systems in 1965 concluded that animals should have the freedom “to stand up, lie down, turn around, groom themselves and stretch their limbs”¹⁰. This list was subsequently developed by the then Farm Animal Welfare Council, the British Government’s advisory body on farm animal welfare, into the ‘Five Freedoms’¹¹:-

- ◆ Freedom from hunger and thirst (by ready access to fresh water and a diet to maintain full health and vigour);
- ◆ Freedom from discomfort (by providing an appropriate environment including shelter and a comfortable resting area);
- ◆ Freedom from pain, injury and disease (by prevention or rapid diagnosis and treatment);

- ◆ Freedom to express normal behaviour (by providing sufficient space, proper facilities and company of the animal's own kind);
- ◆ Freedom from fear and distress (by ensuring conditions and treatment which avoid mental suffering).

The 'Five Freedoms' are widely used internationally as a framework for animal welfare assessment, legislation and assurance standards. They describe aspects of an animal's welfare state (e.g. freedom from discomfort) and the 'inputs' (e.g. a comfortable resting area) considered necessary to achieve this state. More recently, scientists have started to develop welfare assessment criteria based on direct measurements of the 'outcomes' for the animals, such as levels of injuries and expression of various behaviours. For example, this approach was used as far as possible in the European 'Welfare Quality' project (2004-2009) which assessed cattle, pig and poultry welfare according to four 'Welfare Principles' and twelve 'Welfare Criteria', defined as follows¹²:-

- ◆ **Good feeding**
 - 1 Absence of prolonged hunger
 - 2 Absence of prolonged thirst
- ◆ **Good housing**
 - 3 Comfort around resting
 - 4 Thermal comfort
 - 5 Ease of movement
- ◆ **Good health**
 - 6 Absence of injuries
 - 7 Absence of disease
 - 8 Absence of pain induced by management procedures
- ◆ **Appropriate behaviour**
 - 9 Expression of social behaviours
 - 10 Expression of other behaviours
 - 11 Good human-animal relationship
 - 12 Positive emotional state

Using outcome measures to assess welfare has a number of advantages. Measures such as body condition and chronic injuries can provide evidence of the long-term consequences of housing systems and husbandry practices, whereas input measures tend to give a 'snapshot' of conditions at a point in time e.g. during a welfare inspection visit, which is usually arranged in advance so conditions could

potentially be altered, such as by providing additional bedding or enrichment material. However, there are also risks associated with relying on measuring welfare outcomes. Animals with the worst injuries or health problems may be culled, and so excluded from measurements, and behavioural problems may not be evident during the time animals are being observed, especially if measurements are taken over a short time frame, as is usually the case with welfare inspection visits.

The use of outcome measures avoids making a *priori* judgements regarding the welfare impact of any particular housing system or practice but this does not mean that the use of outcome measures removes the need to stipulate adequate input standards. Rather, the assessment of appropriate and validated welfare outcome measures should provide a powerful tool to evaluate housing systems and husbandry practices, and inform decisions as to which systems and practices are able to provide acceptable welfare standards. Welfare can be poor in any housing system if management practices are poor. However, systems vary in their potential to provide good welfare. Even if management is good, welfare is likely to be poor in barren, cramped conditions that severely limit opportunities to perform highly motivated behaviours.

It is also important to consider welfare over the whole life of an animal. The Farm Animal Welfare Council proposed that the welfare of animals should be considered in terms of an animal's quality of life over its lifetime, including the manner of its death¹³, and that this quality of life can be classified as:-

- ◆ A 'life not worth living';
- ◆ A 'life worth living';
- ◆ A 'good life'.

This approach gives greater emphasis to the importance of positive experiences to animal welfare and reflects an ongoing shift in animal welfare science towards attempts to incorporate positive aspects of welfare into welfare assessment. However, welfare is a property of individual animals, and while it is possible to make general observations about what would constitute good welfare for a particular species, implementation of measures to ensure good welfare should be tailored to the needs of individual animals.

To determine whether the welfare requirements of captive wild animals can be fulfilled by circuses and mobile zoos, we conducted a comprehensive review of the scientific literature on the welfare impacts of different aspects of captivity on wild animals. It is important to consider the impacts

of all aspects of the captive environment in combination (i.e. visitors, space limitation, management), as well as assessing them individually¹⁴ since absence of poor welfare in one aspect of living does not always equate to good welfare overall¹⁵. First we describe common indicators of welfare and then discuss evidence of the effects of different captive environments and aspects of management in nondomesticated animals. The limited scientific research done specifically in circuses and mobile zoos is supplemented with evidence from zoos and animals in the wild.

Indicators of welfare

The impacts of captive conditions and management practices on animal welfare can be measured behaviourally or physiologically. Behavioural stress indicators include increased vigilance, hiding, freezing, aggression and abnormal behaviour, or reduced activity, exploration, behavioural diversity or reproductive/maternal behaviour¹⁶. Physiological welfare indices include heart rate, hormonal activity, immune function and growth. These measures are used to make inferences about animal feelings and estimate how well animals have adapted to their environments and whether they are coping¹⁷. The strengths and limitations of some common welfare indicators referred to in this review are discussed below. Ideally a wide range of welfare indicators should be considered because different individuals cope using different methods and therefore respond to circumstances in different ways^{2,18,19}.

Normal behavioural repertoires and time budgets

'Natural' behaviour can be defined as "behaviour animals have a tendency to perform under natural conditions because these behaviours are pleasurable and because they promote biological functioning"²⁰.

Behavioural observations help identify imbalances in activity levels or abnormal patterns of behaviour and the degree of similarity between captive and wild animals' behavioural time budgets provides a good indication of welfare²¹. However, comparing wild and captive behaviour is far from perfect since animals need not perform the entire wild repertoire to have good welfare²¹. It is also important to consider individual behaviours in the context of the entire animal's interaction with its surroundings to prevent misinterpretation²².

The notion of 'behavioural need' describes behaviour that is largely motivated by internal stimuli, such as sleeping, nesting or foraging, and behaviour that occurs in contexts that are inappropriate or unrelated to environmental stimuli often indicate frustration of a behavioural need²³. Animals will

work hard to gain opportunities to fulfil behavioural needs²⁴, e.g. to gain material for nest building²⁵. Therefore welfare may be adversely affected if the environment does not allow animals to perform internally-driven behaviours once motivation rises above some threshold²³. Though some behaviours are not necessary in captivity, their non-performance leaves a void in an animal's day that may lead to boredom or abnormal behaviour²¹ and potentially physical or psychological suffering²⁴.

Naturalistic time budgets are highly species-specific. For instance, large felids spend most of their time resting in the wild and in captivity²⁶⁻³¹, so if a captive felid spent most of its time eating, this would signify a welfare issue. But if a captive elephant spends most of its time eating, this is a good sign, since feeding is its primary activity in the wild^{32,33}. General activity levels are often used as a welfare indicator and the high levels of inactivity common in captive animals can be interpreted as a welfare problem³⁴. However, different forms of inactivity can indicate affective state and inactivity such as basking may be a positive sign³⁴.

Some captive animals have very similar behavioural repertoires to their free-living counterparts, e.g. zebra³⁵ and rats and mice³⁶, but the needs of some species may be impossible to satisfy in captivity. For instance, birds that spend large amounts of time airborne such as albatrosses or swallows are likely to suffer if confined in cages³⁷. Captive and wild coyotes had similar time budgets, but only captive coyotes exhibited stereotypic behaviour³⁸. Similarly, most chimpanzees display behaviours seen in the wild but, unlike their wild counterparts, abnormal behaviour is endemic in the captive population³⁹. *Oncillas* exhibit similar activity patterns to wild peers, but were more sedentary and exhibited stereotypic pacing⁴⁰. So many captive animals retain the same behavioural repertoires as their wild counterparts but perform them to different extents.

Play

Play is repeated, incompletely functional behaviour differing from more serious versions structurally, contextually, or ontogenetically and can be categorised as social, object or locomotor play⁴¹⁻⁴³. Play is energetically expensive so rarely occurs in unfavourable environmental conditions or animals with a negative affective state (see *Animal emotions and affective state* on page 78), so is a useful indicator of both the absence of bad welfare and the presence of good welfare^{42,44}. Playing is a self-reinforcing pleasurable experience that rewards interaction with the environment, and is thought to help animals acquire information and develop skills and behavioural versatility to facilitate coping^{42,44,45}. Social play also builds social competence and

can enhance both current and future welfare of individuals^{42,44} and, since play is socially contagious, it can also spread good, or bad, welfare in groups⁴².

Play has been observed in some invertebrates⁴⁶, fish, possibly some amphibians and reptiles^{47,48} and birds^{45,49}, but is most common in mammals^{41,42,44,50,51}. Play is most often seen in juveniles due to its role in behavioural development^{42,44,45,51,52}, but in some species adults also play^{44,51,53-55}, suggesting that play also has immediate benefits such as gaining information about the environment, objects or conspecifics or reinforcing social relationships⁴². So play deprivation during the juvenile period due to inadequate housing or social environment⁵⁶ may impair an animal's social competence and coping ability as an adult⁴⁴, and play deprivation during adulthood denies animals of pleasurable experiences and the opportunity to gain information, which may compromise psychological welfare⁴².

Coping behaviour

Animals exhibit coping behaviour in response to aversive situations⁵⁷, and this can be used to indicate stress and welfare. Coping strategies are used interchangeably and include escape^{58,59} or attack⁶⁰ for aversive stimuli, and appetitive searching (i.e. locomotion and exploration) for absent desirable stimuli⁶¹⁻⁶³. If none of escape, attack or searching works, animals may simply 'wait' for a spontaneous change in the aversive situation, i.e. hypoactivity or lethargy^{57,61}. In unsuitable environments poor welfare results from animals struggling or failing to cope⁶⁴. Prolonged 'waiting' may develop into apathy or learned helplessness and repeated appetitive searching and displacement behaviour is associated with the development of stereotypic behaviour^{57,65}.

Physiological stress responses

Most animal welfare studies use cortisol to measure stress. The pituitary releases adrenocorticotrophic hormone (ACTH) in response to short term acute stressors, which stimulates the adrenal gland to secrete glucocorticoid hormones (GCs)¹⁶. GCs prompt changes in metabolism and redirect resources away from non-essential biological functions such as growth or reproduction in preparation for fight or flight^{25,66}. GCs interact with virtually all biological processes, including the metabolic, neurological, cardiorespiratory, immune, digestive and reproductive systems, and ultimately influence health, fitness and survival^{67,68}. GCs are usually sampled from blood, saliva, urine or faeces, and glucocorticoids in feathers⁶⁹ and hair^{70,71} can be used to measure long term variation in adrenocortical activity.

Differences in rates of steroid biosynthesis may lead to different conclusions being drawn, depending on the substrate used and the stage of the stress response that samples are collected⁷²⁻⁷⁴.

The extent and duration of a rise in GCs is a useful measure of stress in response to adverse events, and circulating GCs may be elevated for longer in stressed animals that have difficulty coping⁷². Baseline GCs are also used to infer overall stress levels, although baseline GC concentration is not an ideal welfare indicator because it can increase or decrease with poor welfare^{75,76}. For instance, one experiment with wolves showed no correlation between behavioural responses to enrichment and faecal glucocorticoid metabolite concentrations (FGMs)⁷⁷, whereas a different study on wolves found a positive correlation between FGMs and pacing⁷⁸. Another wolf study found no correlation between FGMs and heterophil to lymphocyte ratio, indicative of immune function, which is suppressed by stress⁷⁹. Baseline FGMs can also vary between individuals under the same conditions⁷⁷.

Acute stress is adaptive and allows animals to avoid danger or harm²⁵, but relentless exposure to repeated stressors leads to chronic stress, and prolonged elevation of GCs can lead to long-term problems including suppressed growth and immune function^{25,68,80}, reproductive acyclicity or reduced fertility^{68,81-83}, and impaired maternal behaviour¹⁶. To reduce these damaging effects, chronic stress can suppress GC production⁸⁴. Therefore an uncharacteristically low stress response may not indicate lack of stress but a reduced ability to respond to stress^{77,79,85,86}. Instability in hormone levels may be a better indicator of chronic stress^{78,82,87}.

Aversive situations may only trigger a stress response if they are perceived as aversive⁸⁸ and this depends on the individual^{74,89-92}, their species^{17,93,94}, sex⁹⁵⁻⁹⁹, dominance status^{71,100,101}, physical condition¹⁰²⁻¹⁰⁴, developmental stage^{104,105} and personality^{100,106-111}, as well as the context of the stressor^{100,112}. Seasonal differences have been reported in adrenal activity and usually correlate with reproductive status^{72,99,103,113,114} but may be related to seasonal differences in captive management¹¹⁵. Circadian variation in GCs is also reported¹¹⁶.

This multitude of influencing factors severely complicate the interpretation of GC levels, so while we cite a number of studies that used GCs as measures of stress, these should be interpreted with caution and ideally alongside behavioural indicators to determine how severely the stressor disrupts normal functioning^{75,88,117,118}.

Abnormal and stereotypic behaviour

Stereotypies have been defined as repetitive, invariant behaviour patterns with no obvious goal or function that seem to arise in response to sub-optimal environmental conditions or unavoidable stress^{119,120}. Stereotypies are common in captivity but not seen in undisturbed free-living wild animals, although they occasionally occur in animals in tourist areas¹²¹. While they have no obvious goal, their persistence implies they serve some function for the animal¹²². They are thought to facilitate coping, as in several species they have been associated with a fall in GCs and a reduction in behaviour associated with distress, anxiety or aggression¹²⁰.

Proximate causes of stereotypic behaviour involve the frustration of specific highly-motivated behaviour patterns¹²³, along with perseveration (a tendency to repeat actions inappropriately), which may be associated with central nervous system (CNS) malfunction^{124,125}. The characteristics of stereotypic movements are different from natural goal-directed behaviours, and seem to allow an animal to disengage from their environment¹²⁶ and lower their awareness of external events¹²⁰. This may explain why animals that perform stereotypies have a reduced ability to adapt their behaviour to a change in circumstances¹²⁶.

Where data exist, most situations that cause/increase stereotypies also decrease welfare¹²⁷, so stereotypies are useful to help identify poor welfare conditions¹²⁸, though not necessarily to identify the individuals that are suffering the most. In a suboptimal environment, animals that perform fewer or no stereotypies may actually be faring worse than those that perform more, since the act of performing stereotypic behaviour can itself be soothing and help to reduce stress^{127,129,130}. However, injurious stereotypies such as self-mutilation are unlikely to facilitate coping¹³¹.

Common stereotypies include pacing^{63,126,132-134}, swaying¹³⁵⁻¹³⁷, head bobbing¹³⁸⁻¹⁴⁰, overgrooming¹⁴¹⁻¹⁴³, feather pecking^{144,145}, regurgitation and reingestion^{122,146,147}, self-mutilation^{131,143,148} and pattern swimming^{149,150}. Some behaviour may not fit the description of stereotypical but is considered abnormal, e.g. hyperactivity or interaction with transparent boundaries in reptiles⁶¹ or flashing in fish¹⁵¹.

Stereotypies are a major problem in captive animals and are performed for a significant part of the day, which suggests many captive environments are suboptimal. In a survey of 257 captive giraffe and okapi, 80% showed stereotypic behaviour, most commonly licking or pacing¹⁵². In a study of 55 polar bears, 51 displayed stereotypic pacing¹⁵³ for up to 14% of the day¹⁵⁴. In farmed mink, all

females developed stereotypies before seven months of age, regardless of social environment, weaning age or housing¹⁵⁵. Stereotypies were exhibited during 14% (range 6-21%) of the day in zoo wombats¹³³, 17.8% (range 0.5-88%) of observation time in zoo bears in Poland¹⁵⁶, 18% (range 0-51%) in zoo bears in Thailand¹²⁶, and 23% in zoo tigers¹⁵⁷.

Circus animals often exhibit higher rates of stereotypy than conspecifics in other captive environments. Stereotypic behaviour occurred in 60% of zoo elephants¹⁶, but in several studies of circus elephants, all individuals exhibited some form of stereotypic behaviour for up to 46% of the time^{26,137,158-161}. Primates from circuses and mobile zoos exhibited higher levels of stereotypic behaviour than animals reared in fixed-site zoos^{162,163}. The high levels of stereotypy seen in circus animals have even been misinterpreted by some staff members as normal behaviour¹⁶⁴.

Pacing may indicate a frustrated motivation for travel, exploration or mate searching¹³². Carnivore stereotypies are primarily predicted by daily travel distances rather than foraging or overall activity levels^{165,166}. In several species males hold larger home ranges than females, and may experience an unfulfilled motivation to travel or explore when confined to small or simplistic environments. There is evidence for this in okapi and wombats, where males pace more than females^{133,134}. Stereotypic behaviour may also be anticipatory, e.g. circus elephants¹⁶⁰ and tigers¹⁶⁷. Stereotypy in elephants has also been associated with locomotor opportunities^{160,168} and social deprivation¹⁴⁰. Rocking and self-sucking were more common in hand-reared chimpanzees, suggestive of frustrated suckling and comfort from their mother¹⁶⁹. Self-directed stereotypies may stem from the desire for control, since in captivity an animal's own body and its products are among the few things it can autonomously manipulate and control, and are a source of stimulation in deprived environments¹⁷⁰. Captivity itself may be the fundamental causal factor, e.g. characteristics of abnormal behaviours seen in chimpanzees are suggestive of compromised mental health^{39,171}.

Many stereotypies are food-motivated, since foraging is essential for survival and thus a highly motivated behaviour among all animals. Free-ranging animals spend a significant part of their day locating, acquiring and processing food, e.g. 90% of the daytime in coatis¹⁷², whereas foraging behaviour is largely redundant in captivity. Pre-feeding stereotypies are anticipatory, e.g. pre-feeding pacing in an American black bear was motivated by frustrated foraging, since food-hiding enrichment eliminated this behaviour¹³², and elephants' stereotypy increased in the lead up to feeding^{159,173} and after

depletion of foraging material¹⁷⁴. Big cats also paced more prior to feeding¹⁷⁵. Post-feeding oral stereotypies such as regurgitation and reingestion may indicate lack of satiation^{122,146,176}, and frequent regurgitation of stomach acid may cause clinical problems¹⁴⁷. Oral stereotypies are commonly related to food type or presentation method in species that manipulate food orally, e.g. stereotypic licking in giraffe and okapi^{152,177}.

Some species are more prone to developing stereotypies. In a review of 21 publications, felids, giraffes and seals spent the highest percentages of their time performing stereotypical behaviour¹⁷⁸. Sometimes even closely-related taxa differ in their ability to cope with captivity, e.g. Bengal tigers paced less than Siberian tigers²⁸. Prosimian monkeys were most likely to exhibit stereotypic behaviour if they belonged to the genera *Microcebus* and *Varecia*¹⁴², and brown bears stereotyped more than Asiatic black bears¹⁵⁶.

Some individuals cope better than others in captivity. Considerable individual variation in the characteristics and frequencies of stereotypical behaviour have been observed in a number of species, which precludes the identification of trends¹⁴³ e.g. elephants^{161,179-181}, polar bears¹⁸², sea lions¹⁸³ and wombats¹⁸⁴. Sometimes individual differences in stereotypies are related to personality^{154,181,185}. Sex differences in stereotypies may reflect differences in life history and thus different frustrations, e.g. elephants¹⁸⁶, macaques^{135,185} and sloth bears¹⁸⁷.

Stereotypic behaviour is widespread among captive animals and a useful indicator of suboptimal environments. Animals may develop stereotypies in response to a variety of frustrated behaviours or environmental inadequacies. Stereotypies may facilitate coping and once established these behaviour patterns can be difficult to stop.

Psychological wellbeing

What is psychological wellbeing?

Good welfare depends on both physical and psychological wellbeing¹⁸⁸. While psychological *health* is characterised by adequate adaptation to the environment and an absence of mental disorders, psychological *wellbeing* encompasses positive experiences, happiness and contentment¹⁸⁹ *coupled with* the absence of negative experiences¹⁹⁰. Some authors believe that welfare in sentient animals depends exclusively on cognitive needs, since animals 'know what they need' and, if these needs are fulfilled, then so too will the animals' physical needs¹⁹¹.

Animal emotions and affective state

Psychological state, or affect, describes an individual's subjective experience or emotion¹⁹². There is widespread evidence that both vertebrates and some invertebrates can experience emotions of varying complexity^{193,194} from pain¹⁹⁵⁻¹⁹⁹ to empathy^{194,200,201}. Emotions such as pleasure and pain are adaptive products of evolution that guide sentient animals toward and away from positive and negative experiences that may influence survival³⁶.

Positive emotional experiences such as pleasure are reinforcing and contribute to positive affect. Positive emotions are more difficult to assess behaviourally and physiologically compared to negative emotions¹⁰⁸, but there is evidence that animals experience pleasure during play, nursing and feeding, maternal care, sexual activity, socialisation, touch and comfort through exploring and interacting with their environments and conspecifics^{36,193,202}. As positive emotions are important for animal welfare, restrictive captive environments that deny animals the freedom to access these experiences will impair their quality of life³⁶. Emotional contagion has also been reported in a variety of captive animals, whereby a fearful, or playful, animal can influence the emotions of their conspecifics, and such empathy has implications for animal welfare in socially-housed species¹⁹⁴.

Negative experiences are aversive and can manifest as fear, aggression, or even physical symptoms, e.g. psycho-physiological disorders in cetaceans²⁰³. Negative emotions following traumatic experiences in exceptionally intelligent species such as chimpanzees and elephants²⁰⁴ may result in psychiatric disorders, e.g. depression and post-traumatic stress disorder (PTSD)²⁰⁵⁻²⁰⁷. Chronic psychiatric disorders may not be detectable in physiological measures of stress⁷⁶. Pain is the sensory and emotional experience of actual or potential tissue damage²⁰⁸. Different species and individuals have different pain tolerance thresholds and therefore express external signs of pain at different stages of severity. Prey species such as bovines and cervids may have particularly high pain tolerance thresholds, below which symptoms are subtle, e.g. changes in eye expression or activity patterns^{192,195}.

Engaging in certain activities such as play or affiliative behaviour indicates a positive affect and happiness in animals, at least in that moment¹⁹⁰, but if these behaviours are only displayed infrequently the positive emotional state may only be brief²⁰⁹. Likewise, momentary resistance to handling may indicate a brief negative state. There are multiple good and bad moments in an animal's

day which promote positive and negative affective states, and it is important to examine the balance between these over time to determine their overall psychological welfare^{189,202,209}. For instance farmed game will experience pain and distress at slaughter, but may still have a 'life worth living' if they experience significant pleasure and limited pain throughout their life up to that point²¹⁰. Circuses are a sink for unwanted zoo animals, particularly males, which are often more spectacular in appearance than females, that would otherwise be euthanased²⁶. But the mere fact that these animals are allowed to live is not sufficient evidence of a life worth living. Captive animals can only have a life worth living when positive experiences outweigh the negative ones for the major part of their life.

Anticipatory behaviour and sensitivity to reward

Mental stimulation is emotionally rewarding and many animals are motivated to seek complex environments and novel stimuli, and acquire information¹⁸⁹. Several experimental studies have used preference tests to show that animals will exert greater effort to obtain more valuable rewards, and that the perceived reward value depends on the animal's affective state^{36,108,211}. Long-term unstimulated animals experience boredom, indicated by heightened responses to rewards, e.g. mink in unenriched cages showed more interest to novel stimuli or rewards than mink in enriched cages²¹².

Anticipatory behaviour is a goal-directed increase in activity and alertness in the appetitive phase prior to an expected reward, such as food or mating opportunities, and commonly develops in captive environments with predictable schedules²⁰⁹. Anticipatory behaviour is a real-time indicator of an animal's perception of an event, and thus its affective state in that moment²⁰⁹. Anticipation stimulates the release of the neurotransmitter dopamine, which reinforces anticipatory behaviour prior to positive events, but sensitivity to dopamine is influenced by the animal's needs and past experiences²¹³, e.g. hungry or under-stimulated animals may respond more strongly to food or enrichment¹⁹⁰. Therefore the intensity of anticipatory behaviour reflects the perceived importance of the event, and rare positive events will elicit higher intensity anticipatory behaviour in animals that experience a lower ratio of positive: negative events, and have consequently become more sensitive to reward²⁰⁹.

Many captive animals show anticipatory behaviour prior to feeding, training or gaining access to outdoor space because these are rare positive

events^{25,133,134,136,150,159,174,214-221}. Anticipatory behaviour is also shown prior to expected aversive events, but may involve a different pattern, posture or location, e.g. pacing at the back of the cage instead of the front²¹⁸.

Housing and husbandry

Enclosure size

Captive wild animals are frequently housed in enclosures that constitute a minute fraction of their natural home ranges¹⁶⁵. Minimum recommended enclosure sizes for animals in circuses are on average 26.3% of the recommended enclosure size for animals in zoos²²², which are themselves 100 times smaller than their minimum home range in the wild²²³. Over the last two centuries there has been a trend for zoos to move away from close confinement towards larger, more open spaces, and a greater emphasis has been placed on a species' needs rather than tolerances²²⁴. However, circuses have to compromise between maximising cage size and portability¹⁷⁹. Enclosure sizes are typically much smaller in circuses than in other captive environments such as zoos²²² because circuses are limited in their ability to provide animals with extra space, and animals housed in larger enclosures may be more difficult to handle and/or show greater fear of humans^{225,226}, which is incompatible with the use of animals in public displays.

Space limitation is the most important inducer of stereotypic behaviour in wide-ranging carnivores^{165,166}. A review found that stereotypic pacing is also positively correlated with natural day journey length in primates²²⁷. Several zoo-based studies have reported that wide-ranging species move more, pace less and/or generally show more naturalistic behaviour and are less stressed in larger enclosures^{28,214,228-231}.

Wide-ranging species, particularly lions and tigers, are among the most common species in European circuses²³². However, they are often housed in cages with between 2.2 and 24.4 m² floor space^{167,233}, occasionally with additional access to an exercise pen up to 10 m in diameter on a rotational basis with conspecifics¹⁸⁰. Under the Welfare of Wild Animals in Travelling Circuses (England) Regulations 2012, the minimum indoor space requirement is 12 m² per big cat, and outdoors 50 m² for up to two cats, with an extra 25 m² per additional animal²³⁴. Circus tigers spent less time pacing in exercise pens than inside cages on transport vehicles (beast wagons)²⁶. Yet the effect of limited access (40 minutes) to an exercise pen on total time spent pacing seemed

to depend on distance travelled (i.e. number of paces taken) while in the pen¹⁷⁹. Wild tigers have large home ranges^{166,235,236} but tend to be active in short bursts²³⁷. In larger zoo enclosures some tigers covered similar distances to their wild counterparts²³¹. For circus tigers, short periods of access to a small pen may not allow (or motivate) them to cover sufficient distances to satisfy their behavioural needs. When given longer access to an exercise pen, circus tigers spent 40% of their time in the pen in the day and 29% in the night, and spent most of this time lying down¹⁸⁰. The distance travelled and whether extended access to the pen reduced the total time spent pacing were not recorded, but half the tigers spent more than 10% of their time pacing and one individual up to 77.5%. Since performing stereotypies for more than 10% of an animal's waking life has been suggested as a baseline measure that its welfare has been unacceptably compromised²³⁸, the welfare of circus tigers appears to be compromised even with almost unlimited access to an exercise pen.

Space is also important for other species. Pregnancy loss was lower in macaques housed in larger cages²³⁹. Female zoo elephants walked more in larger enclosures²⁴⁰. Black rhinos housed in larger enclosures had more births²⁴¹. Male dromedaries exhibited less frequent stereotypical behaviour when allowed an hour of access to a paddock compared to when they were confined to single stalls all day²⁴². Larger enclosures were associated with lower levels of stereotypical behaviour in zoo bears^{156,243}, cheetahs²⁴⁴, giraffes and okapi^{134,152}, mink¹⁵⁵ and red deer²⁴⁵, and reduced FGMs in zoo-housed armadillos²⁴⁶. Elephants with more outdoor space spent less time performing stereotypic behaviour^{217,247} and had lower FGMs²⁴⁸. Dominant zoo elephants used a greater percentage of available space than subordinates, suggesting that larger spaces allow more natural social functioning²⁴⁹, and translocated wild elephants chose large over small paddocks²⁵⁰.

Reptiles are often considered sedentary but still require space: home ranges of skinks are approximately 1 ha, box turtles 40 ha and indigo snakes 158 ha, and arboreal monitors may travel more than 180 metres in a day²⁵¹. Greater space can enhance physical health: lizards are prone to obesity in captivity²⁵² and may become overweight due to lack of exercise in small enclosures²⁵³. Smaller reptile enclosures are cheaper to maintain and more easily transported, but space limitation can lead to obesity, increased parasitic load and skin abrasions from stereotypical behaviour²⁵².

Captive animals are usually confined to indoor enclosures at night and for nocturnal or crepuscular species this severely restricts activity and impacts on their welfare. Three zoo elephants engaged in

different behaviours including foraging and socialising throughout the 24 hour period²⁵⁴ and were most active between 18:00 and 24:00 and 06:00 and 07:00²⁵⁵, suggesting that nocturnal restraint or confinement is a major limitation on opportunities for activity. This is supported by increased stereotypy prior to being moved inside in the evening^{136,174} and during winter when more time is spent indoors¹⁷³. Bears exhibited more stereotypical behaviour if kept indoors at night²⁴³. Circus tigers paced twice as much (in an exercise pen) at night (19.6%) as in the day (10% day)¹⁸⁰, and felids in general appear to pace more at night^{180,256,257}. This may stem from a frustrated motivation to travel since wild tigers are most active at dawn, dusk and night^{235,258,259}, Leopards are slightly more diurnal than tigers but are still crepuscular and active at night^{216,259}.

Vertical space

Vertical space may be just as, if not more, important than floor area for species that climb²⁶⁰⁻²⁶⁷. In two-tiered cages, the lower level is often darker²⁶⁸, but rhesus and long-tailed macaques still preferred the top tier of their cage after light levels were reversed so that lighting conditions became more desirable in the bottom tier; this suggests that cage preference was due to elevation rather than lighting conditions²⁶³. However, elevation alone may not ensure good welfare, since rhesus macaque behaviour was the same regardless of cage tier²⁶⁸. For zoo-housed clouded leopards, FGMs were not affected by enclosure size but were significantly lower in enclosures with more accessible vertical space¹⁰⁷, suggesting that enclosure height has a greater impact on their welfare than floor area. There are features of some species' natural habitat that seem essential for their well-being in captivity. Adding wooden branches to cages increased activity levels, reduced aggression and eliminated stereotypic behaviour in marmosets²²⁵. Free-living urban marmosets use artificial structures for travelling but always rested in trees²⁶⁶.

Restraint

Restraint is stressful in both domestic^{129,270} and nondomestic animals^{271,272}. Pythons restrained in a PVC tube had higher plasma corticosterone levels than those restrained manually, probably due to the substantial force required to extract the animal from the tube²⁷³. Young birds of prey unaccustomed to tethering may suffer tibiotarsal fractures if they try to fly²⁷⁴. Shackling and tethering severely restricts movement^{26,275,276} and limits comfort, opportunities for exercise and environmental hygiene. This may affect physical condition, since standing on unclean ground^{277,278} and lack of exercise²⁶⁹ both impair foot health in elephants. Chaining and shackling elephants

is associated with pale mucous membranes indicative of compromised health²⁷⁹. Camels are obligate nasal breathers so a poorly fitting nose piece on a halter may cause suffocation if it slips when the camel pulls back²⁸⁰.

Restraint limits opportunities to perform species-typical behaviours such as socialising¹⁵⁸, which will impact psychological welfare. Elephants always associated with a wider variety of social partners in paddocks than when shackled¹⁵⁸, suggesting they suffered social deprivation when restrained. Paddocks were also associated with increased comfort behaviour (grooming, bathing) and play¹⁵⁸ and eating²⁷⁸ in elephants. The behavioural and social limitations imposed by close confinement clearly affect welfare because all circus elephants perform more abnormal behaviour when shackled than when loose^{160,278,281}. However two-thirds of elephants still exhibited stereotypic behaviour when unshackled^{160,278}, suggesting that lack of restraint is not sufficient to prevent abnormal behaviour.

Lack of enclosure complexity

Most studies conclude that additional space is not sufficient to improve animal welfare by itself^{31,282} e.g. primates^{283,284}, felids^{31,84,214}, elephants^{285,286}, okapi¹³⁴, coyotes³⁸ and bears²⁸⁷. This suggests that enclosure quality (complexity and suitability) is more important than size³¹. In leopard cats²⁵⁶ and leopards²⁸⁸, enhanced enclosure complexity (variety of structures, substrates and behavioural opportunities) may be an effective substitute for limited space, but studies on other species have found that increased enclosure quality has no effect without increased space. After translocation to smaller, barren enclosures, cage enrichment reduced the FGMs of oncillas but increased those of margays, suggesting that enrichment could not counterbalance the detrimental impact of space-restriction in margays²⁵⁷. Enrichment is not a substitute for poor enclosure design, and should be used in combination with appropriate enclosure size and furnishings²⁸⁹.

Heterogeneous space use, i.e. concentrated activity in a small proportion of the space available, is an indicator of poor welfare and increasing enclosure complexity using structural enrichment may diversify space use²⁹⁰. Larger spaces typically provide more opportunities to increase complexity. Increased enclosure size coupled with increased complexity improves welfare, e.g. moving two baboons from a small unenriched cage to a large enriched enclosure reduced the frequency of stereotypic behaviour²⁹¹; zoo pandas performed less stereotyped behaviour and played more in larger enclosures with a wider variety of terrain, substrates and

vegetation types²⁹²; zoo-housed sun bears in barren, indoor enclosures performed stereotypical behaviour more frequently than conspecifics housed in larger, relatively enriched outdoor enclosures²⁸⁷; daily temporary relocation of zoo-housed chimpanzees from their main enclosure to a smaller, barren holding area elicited increased aggression and anxious self-directed behaviour²⁹³; relocating five laboratory-housed opossums from a barren cage to a larger, enriched pen eliminated stereotypical behaviour from all individuals and elicited natural behaviours not seen in the barren cage²⁹⁴.

Adding structures such as logs, platforms and pools to enclosures increases environmental complexity and can improve animal welfare through providing shelter and behavioural choices. Geckos favoured areas of their enclosures that contained hides or furnishings such as logs²⁹⁵. Zoo-housed red foxes favoured areas of their enclosures containing structures (e.g. hides or hedges) over open space²⁹⁶. Zoo-housed lion-tailed macaques performed more autogrooming, foraging and social behaviours in areas of their enclosure enriched with trees, platforms or water bodies²⁶⁵.

Enclosure substrate

Stakeholders identified enclosure substrate as the most important welfare concern for captive elephants²⁹⁷. Most zoos that house elephants have replaced concrete flooring with rubberized flooring and sand to reduce foot problems²⁹⁸. The installation of rubber flooring also increases diurnal locomotion and standing rest in zoo elephants^{299,300}. Wild Asian elephants typically spend more time in standing sleep than laying down³⁰¹, so rubber flooring encouraged more natural sleeping positions. There was also a (non-significant) reduction in foot-lifting behaviour indicative of discomfort in the feet and joints, a common ailment in elephants housed on hard surfaces²⁹⁹. Circus elephants picketed on macadam performed more stereotypic behaviour than when penned on turf, but it is unclear whether this was due to a more appropriate substrate or the lack of restraint¹⁶⁰.

Zoo tigers had abrasions from laying down on concrete floors that were not seen on tigers housed on a natural substrate²⁸. It may be important to provide a substrate that provides camouflage for prey species e.g. leopard cats preferred mulch over other substrates when hiding, which provided better camouflage²⁵⁶. Substrates that provide digging opportunities may improve the welfare of burrowing animals: deep substrates were associated with reduced FGMs, reduced stereotypy

and increased exploratory behaviour in armadillos and hedgehogs in a petting zoo²⁴⁶. Dust-bathing is important for skin care and thought to provide protection from biting flies and ectoparasites, so loose substrates such as dirt and dust will allow elephants^{160,202} and zebra³⁵ to exhibit this important comfort behaviour. Varied and suitable nest building materials for orangutans will benefit welfare because they promote species-typical behaviour and more comfortable nests promote better sleep³⁰³.

Tigers in enclosures with vegetation and a natural substrate explored more and paced less²⁸. By providing shade and cover, and possibly attracting birds and insects into the enclosure, vegetation may provide animals with more choices in their environment, which will improve their mental state and encourage more species-typical behaviours. Furnishing enclosures more appropriately and encouraging natural behaviour improves animal welfare and increases their educational value for visitors³⁰⁴.

Lighting conditions

Captive animals often live under unnatural light conditions: different species may adjust to human schedules by becoming more diurnal or may be kept under artificial rather than natural light. Housing animals under inappropriate lighting may be detrimental to their welfare. In laboratory-housed marmosets, light levels below 200 lux during the light phase were associated with increased FGMs and reduced autogrooming³⁰⁵. Iguanas were vitamin D deficient without sufficient exposure to natural sunlight³⁰⁶ and geckos oriented towards natural sunlight when given the opportunity²⁹⁵. Insufficient exposure to UV-B radiation can lead to nutritional secondary hyperparathyroidism in reptiles³⁰⁷.

Birds rely on vision for foraging, nesting and mate selection: ultraviolet light is used in normal avian colour perception and lighting conditions may affect their welfare. Domestic chickens reared under UV-deficient light had consistently higher basal plasma GCs and showed a nonsignificant trend for less exploratory behaviour than chicks reared under full-spectrum lights³⁰⁸. A similar pattern was seen in European starlings³⁰⁹, and a preference test with 17 species of zoo-housed birds showed that their choice of UV-light conditions depended on their natural habitats³¹⁰. Some birds can also detect flicker in artificial lights: starlings kept under low light flicker frequency (LF) showed increased involuntary muscle spasms, increased preening, reduced eating and lower basal GC levels, all indicative of chronic stress³¹¹. Starlings favoured high flicker frequency over LF light³¹²

and female starlings show inconsistent mate choice under LF light³¹³. Wild birds exposed to light at night also develop their reproductive system earlier and moult earlier³¹⁴. Lighting conditions influence many aspects of bird physiology and behaviour, and consequently welfare.

In laboratory-housed marmosets, light levels below 200 lux during the light phase were associated with increased FGMs and reduced autogrooming, suggesting that light intensity affects their welfare³⁰⁵. Sea lions are adapted to low light conditions, so in circuses they are at risk of eye problems, such as corneal disease and cataracts, due to overexposure to UV light as a result of insufficient absorption of UV-radiation in light-coloured pools with shallow, clear water and a lack of shade³¹⁵.

Forcing animals to follow human daily rhythms may have a detrimental impact on nocturnal animals adapted to low light conditions, e.g. owls should not be flown in the brightest part of the day²⁷⁵. Indoor-housed koalas with no access to natural sunlight showed unstructured activity patterns atypical of their wild counterparts³¹⁶. Nocturnal marsupials may suffer in European institutions because seasonal variation in day length is wider in Europe than in Australia and the shorter summer nights interfere with natural rhythms and allow less time for activity such as foraging³¹⁶.

Temperature conditions

Some circuses and travelling animal shows exhibit animals that have evolved to survive in different, often highly specific climates. Reptiles are ectothermic (i.e. rely on the external environment to regulate their internal body temperature) and will select microenvironments where they can gain or lose heat to maintain their temperature³¹⁷. So thermal gradients in enclosures are important because they add choice of microclimate for reptiles²⁹⁵. Temperature requirements of different species of reptile vary considerably and may even fluctuate in the same species at different times of the year³¹⁷. If reptiles are kept in temperatures that are too warm or too cold, this places stress on their immune system and can lead to problems such as dehydration³¹⁷.

Temperature can also be important for homeotherms, since many have specific temperature requirements. Mammals with a low metabolic rate struggle to thermoregulate at extreme temperatures, e.g. marsupials³¹⁸ and kinkajous³¹⁹. On cold days giraffe showed more stereotypical behaviour and were less attentive during training³²⁰. Temperature was positively correlated with self-directed behaviour (scratching and biting) in squirrel monkeys³²¹.

Duikers are sensitive to climatic conditions and a heated shelter reduced infant mortality from hypothermia and maternal neglect³²². While tolerance of suboptimal temperature and humidity may vary with species, inappropriate conditions that fail to meet the needs of individual species contribute to health and welfare problems in primates³²³. Dromedaries are sensitive to cold and humidity³²⁴. A speckled bear's stereotypic behaviour increased, and resting decreased, at temperature extremes (below 5°C or above 17°C), probably due to an absence of resting sites with appropriate thermal properties⁶². Thus a choice of resting sites is important for both heterotherms and homeotherms to thermoregulate.

In temperate countries the upper critical temperature of polar bears and the thermal neutral zone of sun bears may be exceeded throughout most of the year³²⁵. In these bears, thermoregulation behaviours such as changes in activity, posture and substrate preference appear prior to panting and heat dissipation³²⁵, suggesting that thermal discomfort may not be easy to recognise outside temperature extremes. Different surfaces have different thermal inertia, and unsuitable substrates can impair thermoregulation²⁵. Substrate preferences in polar and sun bears depended on ambient temperature³²⁵, and the limited range of substrates available in semi- or non-permanent enclosures may limit the thermoregulatory abilities of some species and lead to thermal stress.

Elephants are temperature-sensitive: they cannot sweat, and regulate their body temperature by storing heat during the day and cooling during the night³²⁶. Female zoo elephants walked more as temperature increased²⁴⁰. Elephants also spent an increasing amount of time dust bathing once maximum daily temperature exceeded 13°C, below which dusting was rarely observed³⁰². Dust bathing may have a role in maintaining social cohesion as well as skin care; so cool conditions may impair normal social and comfort behaviours. Asian elephants also performed more stereotypical behaviour in cold weather, possibly due to increased hunger and/or the inability to return to indoor accommodation¹⁸⁶, although another study found no temperature effect²⁸⁶. Wild African elephants select landscapes based on ambient temperature stability i.e. areas where temperature changed more slowly³²⁷. Not having the freedom of choice when held under close confinement may impair elephants' ability to thermoregulate and so have welfare consequences. Equally, the sensitivity of elephants to cold requires captive animals to be confined in heated barns during the colder months, which itself can contribute to poor welfare^{328,329}.

Tigers evolved in temperate climates with cold

winters, whereas lions live in hotter climates, and so zoo tigers displayed more cooling behaviours than lions on warm days³³⁰ and spent 90% of their time in shaded areas²⁸. This suggests it is important to provide tigers with sufficient shade to help them to thermoregulate. The need for shade is also often overlooked in bear enclosures³³¹. Some circuses have air conditioning¹⁶⁷ and circus transporters may provide shade at certain times of day, but unshaded exercise pens may be undesirable for temperate species such as tigers, particularly on hot days, and limit their motivation to use them.

Environmental enrichment

Environmental enrichment can be broadly defined as "an improvement in the biological functioning of captive animals resulting from modifications to their environment"³³². Enrichment is used to increase environmental complexity, expand behavioural choices and/or encourage species-appropriate behaviour, with the aim of reducing stress and improving welfare. A better outcome is an animal with "improved animal health, increased lifetime reproductive success or increased inclusive fitness"³³² and/or a behavioural time budget that approximates that of their wild conspecifics³³³. Enrichment is common in zoos: 95% of the institutions accredited with the Association of Zoos and Aquariums had a structured enrichment program for elephants²⁶⁹. Some circuses do not use enrichment¹⁶⁰ and in those that do, objects may not be provided to animals when they are unsupervised in case they are used to aid escape³³⁴.

Enrichment may be social (biologically appropriate social groupings), structural (platforms, climbing apparatus), sensory (sound, scent), cognitive (problem solving, training), food-based (hidden food, foraging tasks) or involve novel objects. Enrichment techniques in zoos usually involve either increasing the animal's control, cognitive challenge, fulfilling behavioural needs, facilitating socialisation or rewarding exploration with the acquisition of new, and useful, information³³⁵. Besides improving welfare, enrichment may also help conserve the natural behaviour and cognitive abilities of animals destined for reintroduction and aid subsequent survival³³⁶. However, environmental enrichment studies have focussed on a limited range of species: of 744 papers, over 90% were on mammals (mostly rodents and primates), 8.2% on birds and <1% on reptiles, amphibians, fish and invertebrates³³⁷. The need for complexity is based on the fact that animals experience consciousness and therefore pain and suffering. This is widely recognised in mammals and birds, but an awareness of pain and emotion has been deemed implausible

for animals such as fish and invertebrates that lack a neocortex, the brain region necessary for consciousness³³⁸. However several studies of various aquatic animals contradict this theory and report physiological and behavioural responses (beyond reflexive withdrawal) to noxious stimuli such as capture, restraint, electric shocks and social stress from the presence of dominant conspecifics^{197,198}. Even more primitive animals seem capable of experiencing suffering in an unsuitable environment, so it is important to consider the consequences of captivity for the welfare of all species.

The 'success' of enrichment is mainly evaluated using the extent or nature of behavioural changes or behavioural tests (54% studies) and fewer than 3% of enrichment studies have used a combination of behaviour and physiology³³⁷. While 65% of studies reported that enrichment improved animal welfare, this should be interpreted with caution. Most zoo studies involve fewer than six experimental animals, which is widely considered to be the minimum sample size to generate a statistically significant result and account for individual differences³³⁷. Additionally, experimental conditions are less easily controlled in zoos and circuses compared to farms and laboratories, so the underlying cause of any change is often unspecifiable. Finally, researchers are often less inclined to publish negative results¹⁷⁸ so the true success rate for enrichment attempts may be lower.

Enrichment studies that measure behaviour often use the incidence of stereotypy as a key indicator of welfare³³⁹. Many animals exhibit stereotypic or abnormal behavioural patterns in captivity and enrichment is the preferred means of tackling the underlying cause since, unlike alternative methods such as punishment or physical prevention, enrichment gives animals a choice of whether or not to participate in the treatment¹²⁸. In a review of 54 studies, 90% of the 63 effect sizes showed a positive effect of enrichment on stereotypic behaviour in zoo animals³⁴⁰; another review (25 studies) reported a 53% success rate¹⁷⁸. Yet no enrichment study has abolished stereotypy in all subjects, which suggests that enrichment alone, at least in the short term, is rarely enough to end the perseverative dysfunctions that underlie stereotypical behaviour¹²⁸. Enrichment may take time to induce significant improvements or require additional complexity or alternative stimuli³⁴¹.

Enrichment may also affect sexual behaviour. Male mink in enriched cages performed less stereotypic behaviour, had higher androgen levels, had better developed *os penises* (bacula) and gained more copulations³⁴². In another study, enriched male mink copulated for longer, while enriched females

weaned more offspring³⁴³. Bobcats in one zoo only reproduced successfully after the implementation of an extensive enrichment program³⁴⁴. Environments enhanced by enrichment may promote normal development: infant marmosets raised in enriched cages developed faster than those in non-enriched cages, which could improve spatial cognition and motor skills and enable better coping with different situations later in life³⁴⁵.

A possible outcome of enrichment is reduced compliance during training and performance. In a novelty test, enriched parrots were less fearful than barren-housed parrots toward novel objects and unfamiliar handlers, but were more aggressive and less interactive during handling³⁴⁶. Parrots from barren cages were more motivated to interact with familiar humans as a source of stimulation than those in more complex cages³⁴⁶.

Social enrichment

In social species such as primates, interaction with a conspecific may elicit more beneficial changes in behaviour than any other form of enrichment. Rhesus macaques showed increased species-typical behaviour and reduced abnormal behaviour when they were pair- and group-housed rather than singly housed, whereas unenriched individuals did not differ behaviourally from food- and object-enriched animals, suggesting that social partners were more beneficial to welfare than 'inanimate' enrichment³⁴⁷⁻³⁴⁹.

Structural enrichment

Enrichment for amphibians and reptiles is often considered to be of little importance, possibly because their specific climatic and dietary requirements already necessitate a 'naturalistic' enclosure. However, many amphibians and reptiles have sophisticated communication systems, complex social behaviours, behavioural plasticity and remarkable cognitive abilities^{43,350,351}, and environmental complexity appears to be important for their welfare. Adding pipes as refuges reduced bite wounds and eliminated cannibalism in tanks of South African clawed frogs³⁵². Adding retreat spaces to wolf enclosures reduced social aggression³⁵³. Eastern box turtles showed a strong preference for enriched enclosures over barren ones, and barren-housed turtles showed more escape behaviour and had a higher heterophil:lymphocyte ratio, possibly indicative of stress-induced immunosuppression⁷⁹.

While many birds and mammals have fewer 'essential' requirements, being able to tolerate more variation is not an assurance that they have everything they need²²⁴. Lack of retreat space is a

significant stressor for captive wild animals in public view²⁵. Circus animals are often on display to the public both during performances and in their home cages and exercise pens. The availability of a retreat space or a visual barrier improves the welfare of animals by allowing them some degree of control over their environment and may enable them to cope with aversive stimuli. Sheep and goats in a petting zoo showed the lowest amount of undesirable behaviour when a full retreat space was available³⁵⁴. Adding more hiding places reduced FGMs in clouded leopards¹³⁰. Farmed foxes had lower urinary glucocorticoid metabolite concentrations (UGMs) after concealment screens were added to their cages³⁵⁵. After the addition of a visual barrier to the visitor viewing window, zoo-housed primates³⁵⁶⁻³⁵⁸ showed less aggression and less abnormal behaviour, and polar bears swam more and rested less³⁵⁹. However, a visual barrier had no effect on the behaviour or space use of orangutans, gorillas, lions or tigers³⁵⁹.

Optional retreat spaces can improve welfare, but adding permanent visual barriers (such as blocking a window) can be detrimental if they do not allow any choice or control. Adding a solid fence to a tiger enclosure as a visual barrier from keepers and conspecifics increased the frequency of pacing by a female tiger²²⁸, and farmed blue foxes avoided cage areas where their view was obstructed by concealment screens³⁵⁵. Welfare may be more affected by the ability to control access to stimuli than the stimuli *per se*.

Platforms, elevated areas and edge zones (the enclosure periphery nearest to visitors) give animals a better view of their surroundings and many animals may benefit from being able to see what is going on. Platform use by farmed blue foxes increased at times of elevated disturbance during working hours³⁶⁰. The addition of platforms to enclosures that were already fairly complex reduced pacing in zoo-housed felids³⁶¹. Zoo chimpanzees and gorillas both showed space-use preferences for corners in their enclosure, which were thought to offer security, and areas with views of the keeper's food preparation area^{262,264}. Some animals spend the majority of their time on platforms³⁵⁵, or in the edge zone, particularly when pacing, e.g. circus tigers¹⁶⁷ and in less complex enclosures²⁶⁵, where the 'view' may provide mental stimulation or allow the animals to see keepers approach. Some animals perform more abnormal behaviours such as pacing in the edge zone^{214,265,288}.

Daily access to pools of a suitable size, depth and water quality are essential for some species to allow species-typical behaviour. Broad-snouted caiman require a pool with plenty of shallow

margins, where they choose to spend most of the day³⁶²; birds of prey rarely drink but require water for bathing³⁶³; hippopotamuses require a pool and, in zoos they spend >99% of awake time in water³⁶⁴. In a cross-institutional study, tigers with access to a pool filled with clean water, regardless of its size, showed significantly more behaviour associated with 'enhanced welfare'^{28,31}.

Sensory enrichment

Appropriate olfactory enrichment can improve animal welfare, but has had limited success at improving the welfare of birds, which are most reliant on visual perception³³⁷. Olfactory enrichment has also been unsuccessful in several species of mammals: gibbons showed the least interest in sensory enrichment (scented mats) when presented with a choice of enrichment devices³⁶⁵, and scented cloths had no effect on the behaviour of gorillas³⁶⁶ or meerkats³⁶⁷.

Olfactory enrichment does not always elicit a positive response. Inappropriate olfactory stimuli such as predator scents can elicit anxiety-related behaviour in prey species^{368,369} even when captive born³⁷⁰, although this is not invariably the case³⁷¹. This may have implications for the close-proximity housing between predators and prey.

However, olfactory enrichment has been beneficial for most species of mammals studied. Scented pine cones increased homogeneity of space use in armadillos, bush babies and sloths³⁷²; domestic cat semiochemicals (pheromones) stimulated play and affiliative behaviour in lions³⁰; and the scent of natural prey stimulated increased activity and social behaviour in lions^{373,374} and wild dogs³⁷⁵, and increased exploration in cheetahs²²¹. Blood-impregnated logs elicited investigatory behaviours including sniffing, licking and pawing in wild dogs, bush dogs and tigers, and they all responded more to prey odours than non-prey odours³⁷⁶. Less 'natural' scents, such as cinnamon and other kitchen spices, may also initiate positive responses in large felids^{374,377-380}. Some species show no preference for either natural or non-natural scents; both were associated with reduced pattern swimming in sea lions²⁹⁰. Scent suitability may be less important than the regular rotation of different odours to prevent habituation³⁸¹: while black-footed cats responded more to catnip and prey odour than nutmeg, nutmeg still elicited a significant change in their time budget³⁸¹, and Amur leopards showed a greater response to nutmeg over predator and prey odours³⁸².

Since circus animals are presented with novel scents with each change in location; this may have an enriching effect for some species, despite the

lack of species-relevance of most of the odours they are likely to encounter. Conversely, moving to new sites may have a detrimental effect on species reliant on olfactory cues. The disruption of familiar scent marks by regular cage cleaning has been associated with increased cannibalism and reduced handleability in rats^{383,384}.

Auditory enrichment has had mixed effects. Adding auditory stimuli to an already noisy environment may increase stress, particularly if animals have no opportunity to escape³³². Playing rainforest sounds was linked to a significant decrease in species-typical behaviour in bush babies and two-toed sloths³⁷² and increased agitation in a pair of gorillas³⁸⁵, yet decreased stereotypic behaviour in another trio³⁸⁶. Music, both classical and rock, was associated with increased stereotypic behaviour in the same trio of gorillas³⁸⁶, while classical music had no significant effect overall on gibbons, although one individual increased self-scratching, a displacement behaviour indicative of stress³⁸⁷. Asian elephants exhibited significantly less stereotypic behaviour when exposed to classical music³⁸⁸. Animals are clearly sensitive to their auditory environment and there are species-specific responses to auditory cues.

Cognitive enrichment

Captive animals benefit from devices or tasks that are cognitively challenging and require problem solving or tool use to obtain a reward. Contrafree-loading (a preference for food that requires effort) in response to foraging enrichment has been observed in several species including parrots³⁸⁹, rhesus macaques³⁹⁰ and cheetahs³⁹¹. Puzzle feeders are one of the most effective types of food-based enrichment for increasing foraging activity in primates³⁹². The behavioural time budget of captive chimpanzees that participated in a voluntary cognitive experiment with food rewards was more similar to their wild counterparts than captive chimpanzees with no access to cognitive enrichment and so did not have to work for their food³⁹³. An enrichment device containing honey that elicited tool use in chimpanzees also reduced inactivity, particularly in dominant animals who had more access to the device, though there was no reduction in abnormal behaviour³⁹⁴.

Food-based enrichment

Food-based enrichment is used to stimulate foraging behaviour and is highly successful in most species. In addition to increasing foraging and feeding behaviour in African harrier hawks³⁹⁵ and tigers³⁹⁶, food-based enrichment sometimes causes other behavioural alterations, such as increased behavioural diversity³⁷² and locomotion³⁹⁷ or reduced abnormal behaviour³⁹⁸. A meta-analysis of 54 studies showed that food-based enrichment is more effective than scent, which was more effective than structural enrichment at reducing stereotypical behaviour³⁴⁰.

Food-motivated species or individuals may respond more to enrichment when it contains a food element. Seals explored enrichment devices more when they contained food¹⁴⁹; hidden food was more effective than enrichment objects at promoting nonstereotypic activity in wolves^{77,78}; foraging enrichments occupied a greater amount of time than object enrichments in parrots³⁹⁹, squirrel monkeys⁴⁰⁰, African wild dogs⁴⁰¹, gibbons³⁶⁵, chimpanzees and gorillas³⁹⁷; and only food-based enrichment stimulated increased activity in Goeldi's monkeys⁴⁰². When given food-based enrichment, macaques showed more species-typical activity and also used the feeding enrichment devices for non-feeding activity such as play³⁴⁸. Multiple feedings of hidden food increased food-searching and exploration by nearly three-fold, and halved stereotypic pacing in leopard cats⁴⁰³. However, not all species prefer food-based enrichment, e.g. sea lions¹⁸³. Automated box feeders filled with meat to vary spatiotemporal food availability in two snow leopards' enclosures did not reduce stereotypic behaviour, possibly because boxes do not stimulate natural hunting behaviour⁶³.

Enrichment appears to be most successful when it targets species-specific behaviours. Hiding peanuts to stimulate food-searching in elephants was inappropriate for a species that naturally forages on browse and grass⁴⁰⁴. However, replacing their hay with browse, which has a longer handling time and stimulated natural food-handling behaviour, was associated with a substantial increase in feeding and general activity in elephants⁴⁰⁵. For elephants, food-based enrichment should increase handling time but not nutrient acquisition³³⁵ since obesity is a problem for captive elephants²⁴⁷. Species such as giraffe that exhibit oral stereotypies associated with feeding motivation may benefit from enrichment such as complex feeders that encourage oral manipulation³⁴¹.

Encouraging natural hunting and foraging behaviour may help satisfy the behavioural needs of captive animals. Rat snakes housed in enriched enclosures

and fed on live prey had higher growth rates and were more behaviourally adaptive in cognitive tests than snakes housed under standard laboratory conditions and fed dead prey⁴⁰⁶, and blue-tongued skinks were more active when fed live prey²⁵³. The welfare of captive carnivores may be improved by creating an environment where the reward of eating is contingent upon achieving goals through hunting behaviour⁴⁰⁷.

Live prey can be simulated, although large or fast species may require considerable space for acceleration and deceleration, and the effort animals exert to catch simulated prey depends on reward^{391,408}. Prey on a bungee cord reduced pacing in two cougars but there was no change in FGMs⁴⁰⁹. Moving bait stimulated hunting behaviour in captive cheetahs, such as chasing and striking, and increased the time they spent looking at hoof stock in adjacent enclosures⁴¹⁰. While cheetahs show increased vigilance in response to the sight of prey species²²¹, enrichment promoting increased prey observation may increase stress in nearby prey species.

Partial or whole carcasses stimulate natural food-processing behaviours and increase non-stereotypic activity in lions³⁹⁶ and off-exhibit stereotypy in large felids, but did not influence on-exhibit behaviour, suggesting the motivation for on-exhibit pacing was not food-related⁴¹¹. However, captive-bred animals are often accustomed to a particular diet and may show neophobia to the sudden appearance of an unfamiliar carcass⁴¹¹.

However, feeding enrichment only lasts as long as food is available⁶². Prolonging the benefits of feeding enrichment by providing more food increases the risk of obesity. Food can be provided at a slower rate, such as a drip-feeder for chimpanzees⁴¹², although more tortuous enrichments have the potential to raise frustration levels⁴¹³. Feeding enrichment may stimulate foraging and reduce inactivity temporarily, and reduce food-motivated stereotypies, but had little effect on stress-related behaviour caused by environmental deficits in squirrel monkeys⁴⁰⁰, wolves^{77,78}, coyotes³⁸ and wombats¹⁸⁴.

Novel object enrichment

Novel objects such as balls work better as enrichment for some species than others. They reduced self-mutilation in a turtle⁴⁷ and stimulated increased activity and play in peccaries⁵⁴. However, human infant toys had no effect on activity budgets of several species of new world primates⁴¹⁴, wild dogs showed little interest in balls⁴⁰¹, and traffic cones did not reduce stereotypical behaviour in bears, whereas a cow hide reduced stereotypical

behaviour by >50%⁴¹⁵. Adding objects to an enclosure may increase environmental complexity but will have little benefit if they are not relevant to the target species.

Giving animals choices

Enrichments that give animals control may be more successful than offering increased environmental complexity⁴¹⁶. Chimpanzees favoured enrichment items that allowed the highest degree of control⁴¹⁷, and zoo-housed red foxes had the highest behavioural diversity during feeding enrichment that allowed animals control over access to food compared to unpredictable feeding enrichments⁴¹⁸. However, enrichments that allow animals control usually involve technology and can become quite complex, e.g. a computerised acoustic 'prey' system⁴¹⁹. Complex control-oriented enrichment may not be possible in travelling and semi-permanent exhibits.

While enrichment often reduces undesirable behaviour because it gives animals choices¹²⁸, sometimes welfare is only improved by having multiple choices. Eastern blue-tongue skinks in larger enclosures had an increased tendency to hide, so multiple retreat spaces are required to avoid heterogeneous space use in large enclosures²⁵³. Chimpanzees chose to employ all available methods to obtain juice from a feeder⁴²⁰. Adding multiple hiding places to their enclosure reduced stereotypic behaviour and increased hiding in leopard cats, apparently helping them cope with aversive stimuli²⁵⁶. Pacing in small felids varied with the number of visual barriers and was reduced or absent in enclosures with more than six visual barriers⁴²¹. The number of enrichment objects was negatively correlated with pacing in zoo tigers²⁸, and captive Canadian lynx had significantly lower FGMs when more hiding places were available²³⁰.

Unsuccessful enrichment may be improved by incorporating additional choices. Animals appear to benefit from having multiple options. So the addition of a raised basking platform to facilitate climbing had no effect on behavioural or physiological parameters in eastern fence lizards⁴²², and adding a single platform to farmed fox cages did not decrease UGMs³⁵⁵. Different types of enrichment will initiate different changes in behaviour, so providing a choice of enrichment options to stimulate different behaviours may be more effective^{339,377}. While too much choice may be overstimulating and lead to displacement behaviour such as inactivity⁴⁰¹, animals appear to benefit from having multiple options.

How individuals of the same species respond to enrichment, and captivity generally, depends on a variety of factors, including age, sex, individual

history, personality and dominance status²⁸². Providing choices can help accommodate individual differences. For example, when given a choice, most spotted pythons preferred elevated refuge shelters, but some chose surface or submerged sites⁴²³. Individual differences in responses to different enrichment stimuli have been reported in almost all published enrichment studies in species as diverse as marine turtles³³⁹, bears^{415,424,425}, gibbons³⁸⁷, giraffe³⁴¹, leopards⁴¹¹, lions³⁷⁴, peccaries⁵⁴, seals¹⁴⁹, squirrel monkeys⁴²⁶, walrus⁴²⁷, wild dogs³⁷⁵ and wolves^{77,78,336}.

Age effects on enrichment have been reported in a diversity of species. Feeding enrichment elicited a greater reduction in feeding anticipation behaviour among subadult than adult giant pandas, and adults displayed a preference for feeding enrichment whereas subadults showed no preferences⁴²⁸. Juvenile chimpanzees⁴¹⁷ and gorillas⁴²⁹ interacted with enrichment objects more than adults, and adult peccaries showed stronger preferences for specific enrichment objects than juveniles⁵⁴.

Some ursids show high sexual dimorphism and clear gender differences in activity levels and behavioural diversity⁴²⁴, so may benefit from sex-specific enrichment such as strength-challenging enrichment for males²⁸⁹. Sex differences were also reported in the hormonal (FGM) responses to different enrichment types in wolves, which may arise from differences in reproductive strategies⁷⁸.

Dominant animals may block or displace subordinates from enrichment devices and subordinates may increase stereotypic behaviour when enrichment is present, perhaps due to competition for access^{149,394,415}; this may reduce the effectiveness of enrichment for subordinate animals. Additionally, competition for food-based enrichment in group housing could result in unequal feeding and consequently obesity or malnourishment³⁹².

In group-housed animals, poorly distributed enrichment may promote competition, which can be neutral, playful⁴¹⁵, or aggressive²⁸². Intraspecific aggression may not necessarily indicate poor welfare, particularly in species such as peccaries that regularly reinforce their social status⁵⁴. However, husbandry practices that increase aggression may be detrimental to welfare. Potentially injurious or stressful competition could be avoided by supplying several widely spaced enrichment devices⁴²⁰, including vertically for arboreal species⁴³⁰, or by temporarily separating individuals during enrichment^{391,409}.

Habituation to enrichment

While longer-term use of enrichment can lead to a greater reduction in stereotypic behaviour⁴³¹, animals can quickly become habituated to enrichment items^{294,360}. So short term enrichment studies cannot record the longevity of any apparent effectiveness and may fail to detect habituation¹⁸⁷. While elephants were reported not to habituate to classical music, they were only tested for six days³⁸⁸. Olfactory stimuli may only serve as enrichment when the scents are novel. Black-footed cats habituated to scent-impregnated cloths over the course of five days³⁸¹ and the response of Amur leopards to novel scents attenuated within four days³⁸², both despite daily scent replenishment. Animals also habituate to novel objects: chimpanzees showed more abnormal and rest/idle behaviour when enrichment items were just one day old compared to when they were new⁴³², and their use of enrichment items over three weeks stabilized at a mean of 2.5% of the subjects' time⁴³³. While chimpanzees still used enrichment objects (balls) after 4.5 years of exposure, this was only for 1% of the time⁴³⁴. Peccaries interacted with novel objects most within the first week of exposure⁵⁴. Animals will even habituate to food-based enrichment; small felids showed attenuated responses to hidden food packets over the course of just one week⁴³⁵.

Habituation may be avoided by introducing enrichment on a randomised schedule, as seen in cheetahs^{29,221}. Allowing animals intermittent rather than constant access to enrichment devices, as in sloth bears¹⁸⁷, or presenting different types of enrichment on a rotation to large felids³⁷⁸, giant pandas⁴²⁸ and gibbons³⁶⁵ may also prevent the attenuation of enrichment benefits. Some zoos have strict rules on the number of times per week an enrichment device can be used⁴³⁶. The regular transportation of circus animals means they do not have continuous access to exercise pens or enrichment objects, so may have less opportunity to habituate and therefore benefit more from enriching opportunities when they are available. Conversely, space limitations in transporters may limit the variety of potential enrichment items circuses can provide. Enrichment such as food or social opportunity that offers extrinsic reinforcement may produce more significant behavioural changes that are attenuated less quickly than devices that rely on intrinsic reinforcement, i.e. the behaviour itself is reinforcing⁴³⁷.

Enrichment can never cause a permanent change in behaviour: it must continue to be provided or any benefits will revert⁴³⁵; and a period of enrichment followed by deprivation may be more damaging to animal welfare than never having enrichment¹²³.

Training

Training is used to facilitate learning and modify animal behaviour⁴³⁸. It is argued that training provides mental and physical stimulation and that interacting with humans through training and husbandry can be enriching for captive animals⁴³⁹.

Training methods

Classical conditioning is used to train an association between a primary reinforcer (reward) and a secondary reinforcer (signal). Food is the most common primary reinforcer for veterinary and husbandry training because it is powerful and effective in a short space of time⁴⁴⁰. Trainers also use verbal praise or physical contact such as stroking because it works better than food for some species⁴⁴⁰. A secondary reinforcer (bridging stimulus), such as a whistle or clicker, is used to signal that the correct behaviour has been performed and the delivery of a reward is imminent⁴³⁸. The bridge-reward delay must be short to prevent confusion or frustration⁴⁴¹, and virtually all animal trainers use some variant of clicker training⁴⁴⁰. Operant conditioning, i.e. behaviour changing as a function of consequence⁴⁴², can be used in training once this association has been learnt.

Operant conditioning is based on positive and negative reinforcement and/or punishment. In positive reinforcement training, the frequency of a behaviour is increased by rewarding its performance with food or social contact. With negative reinforcement, a negative stimulus is removed when the animal performs the required behaviour^{443,444}. Positive punishment decreases the frequency of a behaviour by introducing something negative when it is performed, such as the verbal command “No!” Negative punishment decreases the frequency of a behaviour by removing something positive on its performance, such as the opportunity to work for food⁴⁴⁵. Punishment has short term benefits for the trainer but in the long term impairs the welfare of the animal through fear, unresponsiveness, escape/avoidance, aggression and apathy⁴⁴⁶. Birds in particular do not respond well to negative reinforcement and punishment^{447,448}. It is not in the interest of falconers to rough-handle hawks as broken wing feathers will not be replaced until the next annual moult³⁶³, and free-flying birds cannot be stopped from flying away in response to negative treatment⁴⁴⁹. So punishment can encourage cooperation but does not induce good welfare⁴⁵⁰.

Positive reinforcement is considered to be the most humane training method and so is most

beneficial to an animal’s psychological welfare^{451,452}. It is also more effective than punishment-based training because it results in more obedient animals that exhibit fewer problematic behaviours⁴⁵³. A variety of animals can be trained successfully by only using positive reinforcement e.g. tortoises⁴⁵⁴, macaws⁴⁵⁵, chimpanzees^{456,457}, marmosets⁴⁵⁸, mangabeys⁴⁵⁹, macaques⁴⁶⁰ and vervet monkeys⁴⁶¹.

It is generally agreed that negative reinforcement should only be used in a life threatening situation⁴⁵¹ or when positive alternatives are exhausted⁴⁴⁵. However, the line between negative reinforcement and positive punishment is blurred^{440,462}, so spraying a cat with water until it enters its indoor enclosure is negative reinforcement, whereas spraying a cat because it would not enter its indoor enclosure is positive punishment. Training that relies on positive reinforcement and uses no physical punishment avoids confusing scenarios. Shouting (in reprimand) also constitutes punishment⁴⁵³ and a study of 15 circuses found “too much unnecessary shouting” by animal staff²⁶.

While a study of circus animal training sessions found no evidence of physical cruelty or excessive stress²⁶, all observed sessions were reinforcement training and rehearsal rather than initial training. Negative reinforcement may be used in circuses more than trainers admit, particularly since training takes time and tight schedules may lead to more forceful training¹⁶⁴. Animals remember bad experiences: one bad experience can teach an animal to mistrust a handler for a long time⁴⁵⁰, and one instance of harsh punishment may be enough to attain long-term control using intimidation⁴⁶³. So training based on fear or pain would damage the human-animal relationship.

Free contact and protected contact

Elephants and other large animals are trained using ‘free’ or ‘protected contact’. The elephant and handler interact directly in free contact (FC) training but this can be extremely dangerous, particularly with mature bulls: humans are most often injured by elephants when in direct contact⁴⁶⁴. So FC training necessitates the use of protective tools such as a ‘guide’ (a wooden, metal or plastic staff with a metal hook, also known as a bull hook or ankus) to cue the elephant’s behaviour⁴⁶⁵. Elephants may also be tethered by one front and one hind foot during FC for certain husbandry procedures. Although spoken commands typically replace physical cues over time, FC inevitably begins with physical cues and, as the safety of the handler depends on complete compliance by the elephant, physical punishment may be necessary to discourage dangerous

behaviours⁴⁶⁵. While a researcher successfully trained four juvenile elephants in FC to participate in a trunk wash for tuberculosis testing using only positive reinforcement⁴⁶⁶, trainers of wild elephants believe there is no substitute for a guide when 'breaking' a frightened and dangerous wild elephant, but once 'broken' vocal reprimand can be used with positive reinforcement⁴⁶⁷.

Protected contact (PC) was developed in 1989 at San Diego Zoo for safer husbandry training that does not require punishment or restraint of elephants⁴⁶⁸. In PC the elephant and handler interact through a secure barrier. This is safer and training can be done without guides, using only spoken or visual commands (targets) and positive reinforcement (a whistle or clicker, and food rewards). The only discipline used in PC is 'time out', the temporary withdrawal of the trainer's attention⁴⁶⁸. Elephants also have a choice whether or not to approach the barrier and so participate in training voluntarily⁴⁶⁹. Animals will be more comfortable and confident when trained or approached in spaces where they have room to escape^{444,446}. Some circus trainers use PC for safety in the initial stages of training when building trust with young or new animals but then progress to FC⁴⁷⁰. A survey of zookeepers revealed that PC is also the most frequently used handling method for big cats in zoos and is considered the most beneficial handling method for both animals and visitors in terms of safety, welfare and educational value⁴⁷¹. Keeper-animal relationships were more favourable, i.e. the animal showed greater affinity toward the keeper, if they interacted with the animal through a barrier rather than entering the enclosure⁴⁷².

A study of the training of three elephants in a zoo found that positive reinforcement was delivered on average eight times more often in PC than in FC, and in FC positive (food) and negative (guide) reinforcers were used at the same rate⁴⁷³. This suggests that the FC training used in circuses does not facilitate the minimal use of negative reinforcement required for good welfare during training, especially since negative reinforcement is more often used when trainers are in direct contact with animals⁴⁶².

Animals trained at a distance are generally trained using positive reinforcement⁴⁶². Distance training is also used for aggressive animals, such as Steller's sea lions: rather than being taught specific 'tricks', they are rewarded when they display a particular behaviour at liberty. This is slowly conditioned using food rewards until it can be performed on cue⁴⁷⁴. Behaviours can still be directed by modifying the environment, such as by setting up a hanging ball for a sea lion to touch.

Training that facilitates the use of positive reinforcement, i.e. distance training and especially protected contact, requires specialist facilities such as strong barriers that may not be easily transported or securely fastened at a circus site.

Maximising motivation for reinforcers

Training will be most effective when the animal is most receptive to reinforcers, such as food when they are hungry or those times of the day when they are naturally most active^{438,475}. This can limit the frequency of training sessions for reptiles, which only eat occasionally⁴⁷⁵. Hunger is essential when training birds of prey to ensure they are motivated to return for food; daily weighing can help avoid health-damaging weight loss from withholding food⁴⁴⁷. Species such as bears that hibernate may be less food-motivated during the winter⁴⁷⁶ and some training methods involve withholding of food, such as when taming wild reindeer⁴⁷⁷.

Individual differences in the rate of learning

The amount of time required to train each animal is influenced by their prior experiences, stress level and motivation, in combination with the strength of the reward, the skills and experience of the trainer and any concurrent distractions^{446,466}. Many trained birds are unsuitable for demonstration work due to temperament²⁷⁵. Yet personality does not always affect learning ability or compliance with training⁴⁷⁸, which may be better explained by sex⁴⁵⁶ or species differences^{478,479}. This implies that not all individuals or species can be trained for the same task: birds of prey show considerable species differences in temperament, behaviour and flying adaptations, and so species should be chosen specifically for the task in mind. While accipiters (true hawks) make excellent falconry birds, they are probably too highly strung for demonstrations²⁷⁵.

Individual differences in learning rate have been reported in primates^{457,479}, eland²⁷², alpacas⁴⁸⁰ and bears⁴¹⁵, and some individuals may show continued inexorable stress responses to training. Circus animals that do not perform well or habituate to the ring are culled, but only as a last resort because euthanasia is expensive²⁶. Ongoing attempts to train unsuitable animals may impair welfare by causing unnecessary and prolonged stress. However, animal trainers argue that they are well attuned to the individual personalities and abilities of their animals and can tailor routines accordingly^{26,470}.

As with enrichment, the effectiveness of training may depend on dominance rank. Husbandry training had a greater positive effect on the behaviour of low-ranking than high-ranking chimpanzees⁴⁸¹. Dominance rank affected compliance with voluntary shift-training in group-housed sooty mangabeys: low-ranking individuals were less compliant⁴⁵⁹. When training individual animals in a group, conspecifics may obstruct or distract the subject and interfere with training⁴⁸² and dominant individuals may displace subordinates²⁷².

Purpose of training

Training can contribute to better welfare by reducing stress during husbandry and veterinary treatment, providing mental and physical stimulation, and facilitating socialisation and reproduction.

a. Voluntary participation and desensitisation

A single experience of capture or some other unpleasant procedure is often enough for an untrained animal to learn to avoid the areas or people involved for an extended period⁴⁵⁰. The objections of easily-manipulated animals such as small reptiles are easily ignored⁴⁷⁵, but non-compliance in large or aggressive animals impedes even routine care. Training animals to cooperate with husbandry and veterinary procedures such as weighing, blood tests, scans, x-rays, treatment and medication before their first experience of such interventions will prevent animals from considering these experiences unpleasant. Training an animal to present a certain part of their body for inspection, or to 'station' (stay) in a certain place/position, is used to gain locomotor control. This can reduce or eliminate the need for restraint and enable less stressful, and quicker, separation from conspecifics, movement between enclosures and transportation^{440,443,454,456,459}. Training animals to accept treatment when sick can also improve their physical condition and reduce the time spent in isolation due to illness⁴⁸². Husbandry training has been achieved in a diversity of wild species^{447,483}, such as reptiles^{454,475,482}, birds⁴⁵⁵, primates^{458,479,484}, ungulates²⁷², marine mammals⁴⁸⁵, and bears⁴⁸⁶. Laboratory animals can also be conditioned to participate voluntarily in tests that require

temporary restraint^{271,487,488}. This results in improved welfare because enforced restraint is stressful and there is no scientific evidence that animals habituate to involuntary restraint²⁷¹.

Aggression towards humans or conspecifics stems from fear, discomfort, uncertainty and/or apprehension, and training can desensitise animals to stimuli that are potentially fear-inducing⁴⁸⁹. Pairing positive reinforcement with negative stimuli causes fear to diminish over time⁴⁴³. Training animals to participate voluntarily in procedures or events desensitises them to potentially frightening or painful procedures, eliminates the need for chemical immobilisation or enforced restraint, and consequently reduces stress^{271,452,484,487,490,491}. Procedures using trained animals are also much faster^{457,458}, further reducing any disturbance caused by the procedure. Desensitised animals are ultimately less fearful of events or procedures, which contributes to better psychological welfare⁴⁵¹. During initial training circus animals are desensitised to the circus ring, which can take months or years²⁶. The amount of time taken for animals to become desensitised could indicate the level of stress inflicted by the experience. It is not known whether desensitisation training is used to prepare circus animals for regular transportation.

b. Socialisation, reproduction and exercise

Socialisation training can be used to strengthen social bonds in group-housed animals. Training animals to touch targets gently facilitates proximity and affiliative behaviours and may aid smoother, less stressful or aggressive introductions of new individuals⁴⁹². Dominant animals that monopolise food can be trained to allow subordinates to feed by reinforcing cooperative rather than aggressive behaviour⁴⁴³. Training animals to feed cooperatively reduces fearfulness in subordinates⁴⁴³, which may make them more receptive to environmental enrichment. Shared goal-directed training (rewarding collaborative efforts) can be used to create social ties and has led to the formation of alliances in dolphins⁴⁴³. Training can also be a useful tool for teaching animals that lack maternal skills how to care for their young^{493,494}, and trained zoo elephants can go out for walks, which provide exercise and mental stimulation⁴⁴⁷.

c. Human use or entertainment

Besides husbandry training, which may or not be presented in public demonstrations, animals may also be trained to perform behaviours exclusively for human benefit, either as working animals or for public entertainment. Dogs and horses have been trained for work, sport and leisure for thousands of years. Placing a rider on the back of a horse has no analogue in the natural repertoire of horses⁴⁹⁵ and may resemble a potentially lethal threat under natural conditions. This also applies to other ridden animals, such as camelids, cattle and elephants. In immature camels the weight of a rider can cause irreparable damage to the animal's back⁴⁹⁶. Even though horses have been domesticated for over 5500 years⁴⁹⁷, they still show an increase in heart rate and heart rate variability (indicative of psychological stress) in response to being mounted by a rider⁴⁹⁸. However, the extent of this increase can be moderated using more appropriate training methods: horses trained using natural horsemanship showed less evidence of stress during early training and mounting than horses trained using conventional methods⁴⁹⁹.

Birds of prey can be trained to hunt and catch wild prey (falconry), disperse birds from buildings, airfields or other sites (bird-hazing), or for public demonstrations^{500,501}. Circus animals are trained to participate in spectacular performances, sometimes involving elaborate props, costumes and exaggerated movements. While husbandry training does not always involve 'natural' behaviours, such as holding a foot to accept an injection, they are safe and usually relatively comfortable. In contrast, some circus acts are potentially injurious. Rare behaviours exhibited by wild animals in extreme situations are often misinterpreted and blown out of proportion, e.g. an elephant reaching into a well to drink during drought looks like a 'hand stand', likewise an elephant standing on hind legs to reach high branches, but such behaviours are very rarely exhibited in the wild because they place excessive strain on the body. Misinterpretation reassures trainers that such movements are 'natural behaviours' that can be used in daily performances⁵⁰². Certain postures are particularly dangerous: because elephants do not have a pleural cavity

around their lungs⁵⁰³, the sternal recumbency (sitting) posture can cause suffocation, particularly if they are tired²⁷⁷. Sitting also places excessive pressure on the diaphragm and can cause a hernia; circuses that recognise this risk train their elephants to defecate before the performance to minimise the chance of a prolapse occurring in the ring⁵⁰⁴. The positions and movements of elephants during circus performances places additional strain on their bodies⁵⁰⁵, and may accelerate the decline in their welfare compared to zoo elephants. While zoo elephants generally perform a more limited range of activities, their welfare scores still declined with age²⁴⁷. Training animals, particularly sensitive species like elephants, to stand in postures that represent aggression or submission in intraspecific interactions may influence their emotional state¹⁸¹.

Circus animals may undertake one or several performances per day. Animals will spend approximately 10-15 minutes performing their act in addition to some time (minutes or hours) confined or restrained prior to performance, possibly within public view and petting distance^{159,179,506}. Animals that are used to give rides to the public spend additional time in the ring¹⁵⁹, although the amount of time spent performing is relatively little compared to the time spent confined to cages, waiting to perform or in transit between venues. Some circus animals never perform: in one circus only three of four tigers were used for performance¹⁶⁷.

Animals in performances are not necessarily voluntary participants, since the animals are expected to perform when the show begins. In circuses, big cats were reported to need 'encouraging' (with a broom handle) to go to the ring²⁶. This sort of training will be less beneficial to welfare than that which allows animals to choose not to participate. However, from the animal's perspective, if movements and positions are not likely to be uncomfortable or harmful, there is probably little difference between performing a behaviour for public entertainment and performing a behaviour to facilitate a veterinary procedure, since both are performed in response to a cue and a reward is subsequently received⁴⁴⁰. Yet the motive behind the training and consequent direct benefits of learning and performing the trained behaviour are quite different.

The trainer

The principles of animal training are relatively simple to learn but not everyone has the right personality to be a good trainer, which includes patience, empathy, flexibility, consistency and a calm demeanour^{440,452}. Trainers require a good understanding of both the species and individual to interpret their body language: they need to observe the often subtle reactions of animals and respond to them immediately and appropriately to reduce fear, anxiety, discomfort or confusion, which could potentially manifest as aggression⁴³⁸. Inexperienced trainers may also not realise when animals start to train them and this is dangerous: dolphins and apes have shaped their trainers gradually to lean further out over a pool or come within grabbing range⁴⁴⁰.

Traditional animal training methods are coercive and based on force and aggression, which most professional trainers have now discarded in favour of positive reinforcement techniques that empower the animal^{446,450}. This comes after the realisation that the most productive human-animal relationships are built on trust, which is strengthened by positive interactions and weakened by negative ones⁴⁴⁶. Some trainers are slow or reluctant to make this switch, particularly because punishment is a difficult habit to overcome⁴⁴⁶. Many trainers in traditional circuses that feature animal acts are 'not prepared to learn and bound by tradition'²⁶, so may be less willing to adopt contemporary training practices that go against generations of tradition. For instance most circus elephant trainers have adopted traditional Asian elephant training techniques⁵⁰⁷. Circus trainers have few or no recognised qualifications or valid formal training¹⁶⁴, and can become impatient and angry with their animals²⁶. Good knowledge of the species and their reflexes eliminates the need for cruelty and violence in training⁴⁴⁹. However, presenters may have limited knowledge of animals and sometimes

are only interested in 'cutting a dash'^{26,508}. Circus animals are not always handled by knowledgeable, experienced professionals with an appropriate temperament.

Consistency of both trainer and training protocol is important for successful training. In zoos, trainers that are also involved in husbandry and veterinary procedures have better control of the animals than staff not actively involved in the initial training⁴⁴⁰. Inconsistency in the training process in both zoos and circuses has led to animals quickly becoming unresponsive or aggressive and consequently requiring a considerable amount of retraining^{26,440}. Animals such as macaws have learnt tasks faster with multiple trainers⁴⁵⁵, whereas rhesus macaques learn faster when trained by the same person⁴⁶⁰. Different trainers, even at the same establishment and following the same protocol, use slightly different techniques. This may confuse and frustrate animals, and using multiple trainers limits the development of strong human-animal relationships and thus the efficiency of training sessions and resultant welfare benefits⁴⁹⁴. Some circuses commission trainers to teach animals a particular act, which is then exhibited by a presenter rather than the original trainer. When animals are worked by presenters rather than the original trainers, this can prevent efficient two-way communication during rehearsals and shows if the presenters are unable to understand and respond appropriately to the animals' body language: this can lead to confusion, frustration and potentially pain.

A personal licensing system or mandatory proficiency test would ensure animal trainers and handlers/presenters have adequate knowledge: the better qualified the trainer and handler, the better the welfare of the animal²⁷⁵. A permit is required to become a falconer in the USA and, in some states, this can only be obtained after passing a written exam with 80% accuracy⁵⁰¹.

Welfare benefits of training

a. Training reduces fear

Fear and anxiety are emotional states characterised as a feeling of insecurity and induced by the perception of potential or actual danger⁵⁰⁹, and can manifest as behavioural and/or physiological changes such as increased heart rate, glucocorticoid release and/or suppressed appetite⁵¹⁰. Fearfulness is a personality trait defining an individual's predisposition to react to potentially threatening situations⁵⁰⁹. Desensitisation training using positive reinforcement reduced fearfulness towards humans and in laboratory-housed rhesus macaques⁵¹¹. Untrained elephants or those previously trained using free-contact became less aggressive and/or less fearful of novel stimuli when trained using protected-contact⁴⁶⁸. In some circuses large felids are conditioned to return to a pedestal if confused about what to do or where to go, or to avoid fear or panic²⁶.

b. Training reduces abnormal behaviour

Training that teaches new behaviours can contribute to increased activity levels by expanding an animal's behavioural repertoires and, when used alongside environmental enrichment, can help teach animals how to use enrichment devices⁴⁵¹. When animals perform abnormal behaviour such as stereotypy or self-mutilation, training can be used to reinforce alternative behaviour^{512,513}. Targeted training can condition animals to perform specific behaviours such as parental care⁴⁹³ and play⁵¹⁴. Training can also have indirect benefits on behaviour, such as reducing stereotypical behaviour^{152,341,461,481,515,516} and aggression^{460,479,515}, or increase affiliative behaviour^{461,481,514}. Husbandry training was associated with a decline in monkey-initiated interactions with visitors and keepers, possibly because training introduced predictable cues for food acquisition, or led to habituation to human presence⁵¹⁷.

c. Training provides learning opportunities

Learning is a beneficial experience since knowledge is required for survival in nature⁵¹⁸ and many captive animals actively seek the opportunity to learn e.g. parrots³⁸⁹ and wolves⁵¹⁹. Some animals show positive emotional responses to learning^{415,520}. Training affords learning opportunities that can be as challenging and rewarding as learning through problem solving with a complex enrichment device⁴⁵¹. However, training can only be considered enriching while the animal is still learning, not once the behaviour is learnt, i.e. when the animal performs the behaviour reliably on

cue⁵²¹. Many circus animals are trained to perform a particular act and repeat the same routine all season and sometimes for many years²⁶. Once circus animals have been taught the act, they stop learning and the performance of the routine stops being an enriching experience. The 'training sessions' on tour simply rehearse the learned act and offer no new learning opportunities.

d. Training gives animals more choice and control

Controllability and predictability reduce stress and consequently will improve psychological welfare⁸⁸. Captive animals have little control over their lives, so allowing animals to choose whether to participate in training, and training them to participate in events and procedures voluntarily, gives them more choice and control⁴⁸⁵. Animals must be willing participants in training⁴⁵², and trainers can empower them by being attentive to their body language and backing off if the animal shows signs that it does not want to participate in training^{446,450}. Positive reinforcement training allows animals greater choice and control than other training methods, since they are free to 'experiment with a broader range of behavioural responses' without negative consequences⁴⁵¹. This is evident in elephants, where the latency to perform a behaviour following a cue (cue-response latency) was longer in elephants trained in PC than FC, and rate of refusal was also higher in PC⁴⁷³. This may indicate that elephants in PC were exercising choice or control over their environment because there was no risk of negative consequence. This was also the case in rhesus macaques, where only individuals trained using a combination of positive and negative reinforcement would move to a confinement cage on cue; no macaque trained using only positive reinforcement would move voluntarily into a confinement cage⁵²². In another study rhesus macaques could only be trained up to a certain point using positive reinforcement alone, beyond which negative reinforcement was required for most individuals to achieve full cooperation with pole-and-collar assisted transfer to a chair restraint⁵²³. This is not surprising: confinement is probably not worth a small food reward. While some alpacas could be trained to accept confinement by only using positive reinforcement, possibly because they are a domesticated species, it was still not possible to train every individual⁴⁸⁰.

Do animals enjoy training/performance?

In circuses, big cats performed with apparent willingness, although not necessarily great enthusiasm: 40% of the cats observed were reluctant to enter the ring and some were keen to leave the ring at the end of the performance²⁶. Circus tigers almost never paced after performances and showed no difference in post-performance behaviour (lying or pacing) whether they performed once or three times per day¹⁶⁷, suggesting that the added mental and/or physical stimulus of more frequent performances did not improve or impair their welfare.

Stereotypic behaviour can be induced by positive stimuli such as food and water^{159,476} or release from indoor housing¹³⁶. Positive reinforcement training involves access to desired reinforcers, so animals can show anticipatory behaviours prior to training sessions^{393,415,438}. Circus elephants¹⁵⁹ and tigers¹⁶⁷ perform significantly more stereotypic behaviour prior to performances, although it is unclear whether this is due to anticipation or in response to disturbance from increased human activity. Zoo elephants did not show anticipatory behaviour prior to trained painting sessions and painting did not reduce stereotypy. However, elephants that were not chosen to paint on a given day showed higher levels of non-interactive behaviour, such as standing awake separate from conspecifics¹⁸¹. Painting was not enriching because it did not reduce stereotypy and may have contributed to increased stress in individuals not chosen to paint¹⁸¹.

Whether the training is in itself stressful probably depends on the likelihood that the task and training method will make the animal become frightened, confused or frustrated. Orangutans and bonobos showed no significant change in salivary cortisol during positive reinforcement training for medical procedures⁵²⁴. However, during circus training species such as camelids frequently displayed behaviours associated with aggression and frustration, and occasionally fear, whereas some other species showed little/no adverse response²⁶.

Is training more beneficial than environmental enrichment?

Training has the potential to enhance the psychological welfare of animals through offering mental stimulation, allowing them to work for food, and giving them choice and control⁴⁵¹. Training such as desensitisation or socialisation may enable an animal to cope with its environment better than environmental enrichment⁵¹⁸. However, training is not an appropriate substitute for other methods of improving welfare such as environmental enrichment and general enclosure suitability^{440,521}. For example, positive reinforcement training only reduced stereotypies in singly housed macaques that performed 'high' levels of abnormal behaviour compared to their conspecifics⁵²⁵. Another study on macaques showed that husbandry training reduced stereotypic behaviour, but only for the first month⁵²⁶. Training combined with environmental enrichment can achieve higher welfare than either one alone⁵¹⁸. Training and enrichment achieve the same outcomes in terms of increasing choice and control, and stimulating targeted behaviours, although animals have less flexibility and control over the timing and nature of their responses to stimuli in a human-controlled training situation than with environmental enrichment⁵²⁷. Also, training may not promote increased species-typical behaviour beyond the food-seeking instinct triggered by food rewards⁵¹⁸, unless the training programme is specifically designed to do this, while environmental enrichment commonly has multiple indirect benefits.

Grizzly bears trained for a cognitive bias task in PC showed anticipatory pacing prior to training, which was positively correlated with an increase in 'optimistic' response bias in the cognitive test⁴¹⁵. The bears' cognitive bias was unaffected by time spent with a puzzle feeder in their enclosure, suggesting that bears respond better to interactive cognitive enrichment than object cognitive enrichment. The benefit of training may vary between species. In a preference test, individual wolves showed preferences for different types of enrichment: two preferred training, one preferred environmental enrichment, and the other showed no significant preference⁵²⁸. That some individuals actively chose training suggests it offers benefit to some, but not all, animals, which reiterates the need for the provision of choice to accommodate individual preferences.

Educational benefits of training and performance

Circus trainers feel obliged to train animals to do 'what the audience likes', perhaps in keeping with tradition, or due to lack of imagination²⁶. Reptiles used in animal shows or demonstrations are rarely shown being trained to exhibit natural or active behaviours and are generally just carried or held⁴⁷⁵. For other species, chosen acts might be fictitious 'attacks' on the presenter, bipedal walking, or balancing on pedestals. How animals are presented in a circus has great potential to influence the audience's attitude towards the species in general. A study that compared visitor experiences of tiger exhibits at a traditional zoo and a tourist theme park concluded that the theme park had more holding power: visitors spent longer at exhibits and learned and retained more factual information⁵²⁹. This suggests that animal 'shows' have the potential to have educational value when accurate factual information is presented.

However, acts which humans find degrading may decrease their respect for the animals²⁶. If circuses are to have an educational role to facilitate conservation, educational acts should showcase the animal's natural agility or intelligence, and explain this in the context of the animal's wild conspecifics. For instance, walrus forage at depths of 100m where light cannot penetrate so they must rely on their sensitive vibrissae to identify prey: a blindfolded object discrimination test in a zoo display demonstrates the sensitivity of this species' vibrissae and its importance for survival in their natural habitat⁴⁷⁴. However, most circus entertainments focus on tricks that do not reflect natural behaviours.

Handling

Human contact can have both beneficial and adverse effects⁵³⁰. Captive wild animals are frequently touched and handled by keepers and caregivers^{60,531,532}, and by unfamiliar and inexperienced people during public demonstrations and educational programs^{273,463,533}. Birds of prey used in public photo sessions may be passed repeatedly between the arms of inexperienced people⁵³⁴. Animals used in petting zoos and 'open house' in circuses may be touched and petted by hundreds of unfamiliar visitors. Elephants are often used for rides before and after circus performances^{159,160}, and one tethered circus camel was touched by 200 people in just one hour²⁶. Contact with live animals has beneficial effects on human health⁵³⁵⁻⁵³⁸ and is highly effective at educating the public and changing attitudes^{273,539,540}. The impacts on the animals are less clear. Human-animal interactions can be positive, neutral or negative, and have the potential to affect animal welfare⁶⁰. Handling effects on the physiology, health and emotions of animals depend on the individual, its temperament, past experiences, socialisation history and the nature of the contact^{530,541}.

Positive effects

Several reviews^{530,542-544} report that gentle handling can reduce stress and fear in domestic animals such as dogs⁵⁴⁵, donkeys and horses^{546,547}, and livestock^{531,548,549}. There is also some evidence that nondomestic animals also benefit from human contact. Zoo-housed felids that spent more time with keepers had lower FGMs¹⁰⁷ and were more likely to reproduce successfully⁵⁵⁰. Leopard cats paced less when keepers were present²⁵⁶, and chimpanzees exposed to ten minutes of positive interaction with a familiar keeper showed reduced abnormal behaviour and increased social grooming⁵⁵¹. A similar trend was observed in marmosets that increased play and grooming when they spent more time with a familiar caretaker⁵⁵². 'Play therapy' benefitted gorillas by increasing intraspecific social play and reducing abnormal behaviour⁵¹⁴. Dolphins played more after participating in a dolphin-interaction programme that allowed petting by visitors, although it is unclear whether this was due to the petting or training aspect of the event⁵⁵³.

Some nondomestic animals appear to enjoy or find comfort in human contact, e.g. rhinos and tapirs showed pleasure by laying down when being scratched⁴⁴⁷, and birds of prey shook their feathers, a sign of comfort⁵⁵⁴, at the sight of their familiar handler⁴⁴⁹. Some primates^{555,556}, koalas³¹⁶ and dolphins⁵⁵³ actively initiated human contact, although in some cases this is food-motivated^{60,530,533,544,557,558}: while this may make human contact a positive experience, begging may not contribute to good welfare.

Interactions between animals and their keepers are a permanent and influential feature of a captive animal's life^{559,560}. Therefore it is important that they are positive, since human-animal relationships (HARs) influence animal welfare⁵⁶¹. HARs form when a number of repeated interactions occur between the same animal and human, and each interaction builds on the positive or negative valence of the previous one, allowing each party to make predictions about the other's behaviour⁵⁶². Zoo professionals commonly form HARs with zoo animals and these bonds are generally welfare-enhancing⁵⁶³. Some laboratory primates find routine human presence distressing⁵⁶⁴ but those with more 'friendly' HARs with caretakers were more willing to approach humans and coped better with routine husbandry⁵⁵⁹. So positive HARs can be beneficial by facilitating coping⁵⁶¹.

The keeper-animal dyads formed in zoos are influenced by stockmanship style⁵⁶⁰, and the relationship between stockmanship and productivity/welfare is well-documented in livestock^{531,542}. Positive zookeeper attitudes towards animals, along with their knowledge and experience, has been associated with more positive HARs in various exotic species^{472,478,560}. Caregivers that understood and employed species-specific interactions with chimpanzees had more friendly interactions with the animals⁵⁶⁵, illustrating the significance of good species knowledge, and one study reported that animals were less fearful when cared for by keepers with high job satisfaction⁴⁷². This supports the idea that the emotional state of animals and their keepers might be reciprocal and that this reciprocity might contribute to good animal (and keeper) welfare⁴⁷². Interactions between tigers and keepers were related to the personality of the keeper, not the tiger⁵⁶⁶. Human behaviour is the factor that influences animal welfare and this is determined by our personality⁵³⁷. Evidently HARs are strongly influenced by the human participant, and staff with negative attitudes or insufficient education and experience

will develop poorer quality HARs, which may compromise animal welfare by failing to reduce, or even enhance, stress. However, staff that form very strong and positive HARs can still compromise animal welfare if sentiment prevents humane medical treatment or euthanasia⁵³⁷, or results in overfeeding⁵⁶⁷.

Neutral effects

While a positive HAR with familiar caregivers can improve welfare, the HAR between animals and visitors is usually neutral or negative⁶⁰. Visitors are largely ignorant of the communication cues used by animals, so a positive bidirectional HAR is highly unlikely to develop⁵²¹. Wild animals such as birds of prey and elephants are able to differentiate between people^{449,560,568}. Stimulus discrimination is a well-established phenomenon given the behavioural and physiological costs of inappropriate fear responses^{543,569}, and relationships with familiar caregivers are the most beneficial for animal welfare.

Handling may have no apparent effect on animals. Giving rides had no effect on salivary cortisol levels in dromedaries⁵⁷⁰. Ten minutes of gentle handling, the typical handling period for captive reptiles, had no effect on the behaviour or heterophil/lymphocyte ratios in ball pythons and blue-tongued skinks²⁷³. Gentle handling also had no effect on frog heart rates, although they were only handled for one minute⁵⁷¹. Even more extensive and invasive procedures coupled with temporary (eight hour) captivity had no effect on plasma corticosterone concentrations or movement patterns of wild gopher tortoises⁵⁷². Finally, swim-with-dolphin sessions had no significant effect on dolphin behaviour, possibly because there was a 'refuge area' at one end of the pool, which the dolphins used twice as much while visitors were in the pool⁵⁷³.

Negative effects

When circus animals have developed a positive HAR with their handler or trainer, the sudden lack of interaction with familiar humans in the winter quarters may have a significant welfare impact. In winter, circus animals are not touring with their usual handlers and trainers, and may work abroad. Circus lions and tigers separated from their regular handler over the winter lost condition and became listless despite no change in diet, but rapidly regained condition following reunion with their familiar handler three months later⁵⁷⁴. The absence

of an owner for a period of time (e.g. a holiday) also causes stress to pet parrots and contributes to feather plucking⁵⁷⁵.

Handling can have significant negative effects on animal welfare. Capture is stressful for free-living wild animals⁵⁷⁶, and physical capture is more stressful than chemical immobilisation⁵⁷⁷. Several species of wild caught birds showed a significant increase in plasma cortisol following capture and handling (placed in a cloth bag and blood sampled at regular intervals) that continued to rise for 60 minutes until release⁵⁷⁸. Wild-caught screech owls showed elevated plasma cortisol for up to 30 minutes⁵⁷⁹. Wild-caught tree lizards showed a rapid response to acute stress (four hours restraint in a bag) with a six-fold increase in plasma corticosterone in the first ten minutes that continued to rise over a four hour period⁵⁸⁰. Plasma corticosterone concentrations were initially undetectable in wild caught frogs, but rose six fold after a 24-hour period in captivity⁵⁸¹.

Handling also causes stress in long-term captive animals. Baseline FGM levels of male koalas handled and used for public photo sessions were 200% higher than unhandled males⁵⁸². One minute of gentle handling caused an immediate increase in the heart rates of green iguanas, which took 10 minutes to return to baseline⁵⁷¹. The same pattern of tachycardia has been observed in wood turtles, who also showed signs of stress fever⁵⁸³. So reptiles are capable of experiencing an emotional response to stress. Stress handling can also cause physical damage if done inappropriately, e.g. birds have fragile bones and incorrect handling procedures can damage wings and legs, or compromise breathing⁵⁸⁴.

The reactions of animals to humans can be compared with their reactions to environmental enrichment to determine whether they perceive human contact as enriching⁵⁶¹. Cognitive bias testing revealed that rhesus macaques had a more negative affective state after a veterinary assessment compared to after food-based enrichment that did not involve human contact³⁹⁰, demonstrating that the monkeys considered the husbandry procedure to be a negative experience, affecting their emotions and thus psychological welfare. Early handling in blue fox cubs had an initial positive effect on growth, but this was short-lived because early-handled foxes showed higher physiological stress when adult than unhandled conspecifics⁵⁸⁵.

Fear in wild animals is thought to be primarily species dependent, but is also influenced by past experiences including interactions with humans⁵⁸⁶. Handling that is perceived as aversive is stressful for animals and increases fear in livestock^{543,548,549} and eland²⁷². Repeated handling of birds of prey, such as in public photo sessions, can cause stress and damage the waterproofing of the plumage⁵³⁴. The timing of handling is important, both within the animal's life cycle and its physiological cycle. Handling at a particular stage of metamorphosis was associated with mortality in frogs⁵⁸⁷. Morning is the physiological resting time for koalas in captivity and the wild³¹⁶, and when visitor density is highest in zoos⁵⁸⁸. Handling and disturbance during physiological resting times interferes with activity patterns and time budgets³¹⁶ and can lead to higher stress levels^{579,589}.

Handling can cause serious damage to delicate animals such as those used in aquarium 'touch tanks': 51% of the UK's public aquaria have touch pool exhibits¹⁵¹. Handling stress can cause physical damage such as bruising, scale loss and skin abrasions, either directly through rough handling, or indirectly through stress, e.g. tissue regression in sponges⁵⁹⁰, claw shedding in crabs⁵⁹¹, immunodeficiency in frogs and rays, escape behaviour in dogfish⁵⁹², stereotypies^{151,591} and mortality in starfish^{151,592}. Zoonotic diseases caused by pathogens introduced on human skin are also a potential danger^{151,592,593}. Some touch tank animals, such as starfish, move too slowly to have any control over being touched, so aquaria rotate the individuals used in touch tanks to moderate handling stress^{591,593}.

Handling brings humans into close proximity with potentially dangerous animals and increases the risk of injury or death to both parties, particularly if animals are handled aversively⁵⁴³. Good knowledge of the species and personality of individual animals can help avert attack^{280,464}. However, non-domesticated animals are unpredictable and will even attack familiar keepers under unusual circumstances, suggesting that HARs are not always as strong as people perceive⁶⁰. Camels can bite, spit, kick, stamp and inflict serious and/or fatal injuries²⁸⁰. Males in rut are particularly dangerous and children have had their necks fractured by being lifted by the head and shaken²⁸⁰. Elephants can cause lethal injury and elephant keepers are more vulnerable to attack during FC handling and when adding or

removing chains⁴⁶⁴. The behavioural patterns of nondomestic animals can cause their reactions to be unpredictable and there have been many reported attacks and injuries to both keepers and visitors^{60,454,594}. Fear of mortality in humans influences our attitudes towards animals and contributes to exploitative and tempestuous HARs⁵⁹⁵.

Ways to alleviate handling stress

Blindfolding, hooding and darkness can alleviate handling stress. Hoods used to calm birds of prey seem to disengage birds from their environment to some extent: hooded birds remain inactive and motionless⁵⁹⁶ and hooding reduces stress caused by negative stimuli⁴⁴⁹. This helps keep birds calm in potentially stressful situations such as busy showgrounds or during transport⁵³⁴. Likewise, Adelie penguins showed a lower stress response when hooded and held by their legs than penguins restrained in a mesh bag inside a cardboard box⁵⁹⁷. However in farmed ostriches, time spent hooded and restrained in a holding pen prior to transportation was positively correlated with physiological stress pre- and post-transport, and some birds that were restrained for longer displayed immobile sitting behaviour, which was considered a tonic immobility response associated with stress⁵⁹⁸.

Environmental unpredictability is defined as a single event that disrupts 'normal' ongoing activities⁵⁶¹. Events, such as the density and behaviour of unfamiliar visitors may cause an animal stress^{219,561,599}. While some stress is natural and acceptable, the ability to cope and adapt behaviourally, emotionally and physiologically, determines the welfare impact of a threatening situation^{561,600}. Coping ability is affected by behavioural choices, which are often limited in captivity: in the wild animals can control the amount of stimulation they receive by approaching, attacking or hiding. High stimulus predictability and controllability causes the least behavioural or physiological disruption²¹⁹. Increased predictability may reduce the impact of limited control, since learning to predict significant events and how to respond to them appropriately can help captive animals adapt to their environment and facilitate coping⁶⁰⁰.

Ensuring that aversive events are temporally predictable and reliably signalled will alleviate some of the stress associated with lack of control by providing reliable 'safety periods' when the animals can relax²¹⁹. For instance, a reliable signal prior to disturbance reduced the stress effects of construction noise in macaques⁶⁰¹, and brown capuchins showed less anxiety-related behaviour when keepers entered the enclosure if they knocked first⁶⁰². Parrots¹⁴⁴ and rhesus macaques¹⁸⁵ housed further from the door had more pre-warning of human approach and therefore exhibited less abnormal behaviour than conspecifics near the door, which were subject to more unpredictable human disturbance. Cheetahs⁶⁰³ and polar bears⁵⁹⁴ also appeared less stressed when enclosure design allowed a view of the surroundings.

However, overly predictable routines can themselves be stressful for some species. Felids pace more when fed on a temporally predictable regime²⁴⁴, particularly prior to anticipated feeding times^{214,257}, and pacing was reduced in cheetahs by varying feeding times²⁹. Bears²⁴³, otters¹⁵⁰ and chimpanzees⁶⁰⁴ also showed more stereotypical behaviour when food was not predictably signalled. Signalled predictability may be more important than temporal predictability²¹⁹.

When not travelling, circus animals have a well-structured day, with regular training sessions and shows. Circus tigers that increase pacing before performances¹⁶⁷ may recognise the increased activity of handlers and influx of visitors as indicators that a performance is approaching. Stereotypic pacing can be a coping mechanism¹²⁷, and so these familiar and predictable cues appeared to trigger a learned coping response.

The value of predictability also applies to HARs in terms of familiarity. Being cared for by a higher number of different keepers impairs the development of a strong HAR⁶⁰: the ensuing lack of familiarity caused stress in okapis¹³⁴ and clouded leopards¹⁰⁷, and increases the risk of attack⁶⁰. Stereotypic licking is less common in giraffe and okapi fed at predictable times by familiar staff than conspecifics fed at unpredictable times by visitors¹⁵². Where circus animals have a small number of handlers, familiarity may aid the development of a positive HAR and subsequently facilitate coping.

Habituation

Although handling can cause stress for naïve animals^{580,581}, chronic exposure to an aversive stimulus can lessen the stress effect in some species⁶⁰⁵. Wild adult and juvenile kestrels habituated to repeated capture and restraint, as indicated by reduced corticosterone levels⁶⁰⁶. Wild-caught monkeys showed diminishing stress responses over time to routine husbandry such as room changes and tethering²⁸⁴. Captive koalas showed less resistance to capture if accustomed to daily rather than monthly handling³¹⁶, although lack of resistance may not represent lack of stress. In wombats, daily handling reduced human avoidance but not the physiological stress response, indicating that the wombats had entered into a state of learned helplessness⁶⁰⁷. However there is no evidence that animals habituate fully to involuntary restraint²⁷¹ or extreme or painful procedures^{541,608}. Training should be used to encourage voluntary participation by animals rather than relying on habituation: this gives animals more choice and control and reduces the welfare impact of handling.

Hand rearing

Hand rearing is sometimes necessary when captive animals lack the skills or motivation to raise their own young; this can be a particular problem in some species⁶⁰⁹. However, working animals and those used in entertainment are often hand reared to facilitate easier handling and training in later life, such as birds of prey²⁷⁵. While hand rearing clearly benefits humans, it may have severe impacts on the animals. Hand-reared and captive-born animals develop a stronger affinity for keepers than parent-reared or wild-born counterparts, as seen in wolves and black rhinos, but they did not have less fear of humans⁴⁷². Fearfulness reduces an animal's ability to cope with their environment, so although positive HARs with familiar keepers may be beneficial under specific circumstances they do not beget good welfare in general.

Early rearing experiences can have profound consequences on animals when adult, such as leading to abnormal behaviour and undeveloped social skills¹²⁰. Hand-reared animals may be unable to communicate efficiently with conspecifics, e.g.

human-imprinted raptors cannot be housed with conspecifics because they will attack them⁴⁴⁸. However, leaving owls with their parents for the first few weeks of life makes them more likely to breed successfully when adult²⁷⁵. Of four captive maned wolves, only the hand-reared wolf displayed stereotypic pacing⁷⁷. Hand-reared chimpanzees have less developed social skills and often show increased aggression when housed at high social densities; socially experienced naturally-reared chimpanzees perform less agonistic behaviour at high social densities because they have learned not to accelerate aggression¹⁷¹. However, with proper management, some hand-reared zoo animals have been successfully integrated into social groups, e.g. acouchi and gorillas⁴⁴⁷.

Visitor presence

Animals react to the presence, density, position and activity of visitors. Human observers have been associated with both adverse and, occasionally, enriching changes in animal behaviour and physiology⁶⁰⁵. Animals are aware of visual attention: apes can discriminate between face and body orientation⁵⁵⁷, horses are sensitive to human gaze⁶¹⁰, and elephants recognise visual attention from human face orientation⁶¹¹. Regardless of any response, animals are clearly aware that they are being watched and this may cause distress if they are unable to escape²¹⁶.

Our review of the literature on the effects of human or visitor presence on a diversity of non-domesticated species showed visitor-induced stress in 63% of cases; 23% of studies reported no visitor effect and 3.5% reported that visitors had a positive effect on animal welfare (Table 1). The remaining studies were inconclusive. Species and individual differences in responses to human disturbance were common^{182,286,291,612-614}. Sex differences were also reported, perhaps due to sexual dimorphism in perceived threat^{612,614-617}. Visitor-induced stress was apparent in circus tigers when animal holding areas were open to the public prior to performances¹⁶⁷, suggesting that the regular handling/training of animals in circuses does not make them less sensitive to the effects of visitors than animals in other captive environments.

Table 1. The effects of visitor presence on non-domesticated animals

Species	N	Institution	Enclosure type	Response	Visitor effect	Source
Birds						
African penguin	54	Zoom Torino, Italy	Structurally enriched: vegetation and pool directly adjacent to human swimming pool	Visitor density did not affect adrenocortical activity	None	618
African penguin	54	Zoom Torino, Italy	Structurally enriched: vegetation and pool directly adjacent to human swimming pool	Visitor presence reduced pool use by penguins, especially at high visitor density, but only during May-July, at beginning and peak of visitor swimming season. By August visitors had no effect on penguin pool use, suggesting habituation	Stress, followed by habituation	619
Greater rhea	5	Belo Horizonte Zoo, Brazil	Wire-fenced, otherwise not described	Visitor presence increased vigilance but also behaviours indicative of relaxation such as stretching and nest building	None	620
Long-billed corella	1	Adelaide Zoo, Australia	Not described	Interacted more with humans on quiet than busy days. Spent 90-100% time at the front of the enclosure during human-bird interactions. When high visitor density spent less time at front of cage, suggesting a stimulus threshold. Some behaviours only performed if visitors present	Positive	621
Canids						
Bush dog	4	Belo Horizonte Zoo, Brazil	Paddock	Increased visitor density associated with increased activity	Ambivalent	617
Mexican wolf	12	Africam Safari Park, Chapultepec Zoo, San Juan de Aragon Zoo, Mexico	Naturalistic substrates and vegetation	Higher FGMs and spent less time eating and resting on days with more visitors	Stress	622
Elephants						
African elephant	4	Belo Horizonte Zoo, Brazil	Paddock	Females (n=3) showed reduced activity as visitor numbers increased	Stress	617

Species	N	Institution	Enclosure type	Response	Visitor effect	Source
African elephant	10	Mabula Game Reserve, South Africa	Wild	In presence of game vehicles, increased clustering, vocalisation, temporal gland secretion and behaviour associated with disturbance or distress. Higher FGMs in elephants in part of reserve with highest human activity	Stress	90
African elephant	116	Serengeti National Park, Grumeti Game Reserve, Ikoma Open Area, Tanzania	Wild	FGMs lower in protected area (Serengeti National Park) than two partially protected areas where human disturbance higher	Possibly stress	623
Asian elephant	9	St Louis Zoo, USA	Structurally enriched: trees, stumps, rocks, pond	All elephants spent less time at front of enclosure closest to visitors. Some (n=3) exhibited less stereotypy at high visitor density, whereas visitors had no effect on others (n=2)	Stress	286
Asian elephant	6	Terra Natura Zoological Park, Spain	Internal courtyards before opening, dry meadows thereafter	Salivary cortisol higher in month zoo first opened to public than month prior to opening or second month after opening; could be due to habituation or end of construction work	Unclear due to confounding factors	91
Felids						
Cheetah	4 adults, 11 cubs	Fota Wildlife Park, Ireland	Trees, dens	Activity and space use not influenced by visitor presence or noise. More likely to react to visitors that stood in front of, rather than behind, boundary rail	Probably none	624
Cheetah	15	12 zoos, USA	Not described	FGMs increased in cheetahs moved to on-exhibit enclosures, decreased in cheetahs moved to off-exhibit enclosures	Stress	85
Clouded leopard	72	12 zoos, USA	Various	FGMs higher in clouded leopards housed on-exhibit than conspecifics housed off-exhibit	Stress	107

Species	N	Institution	Enclosure type	Response	Visitor effect	Source
Indian leopard	16	Thiruvananthapuram Zoo, Arignar Anna Zoological Park, Shri Chamarajendra Zoological Gardens, Guindy Children's Park, India		Visitor presence associated with lower activity levels and increased use of the centre and back of enclosure. Presence/absence of visitors did not influence stereotypic pacing, but on days with unusually high visitor density stereotypic pacing increased greatly. Resting said to be visitor-avoidance motivated, pacing was visitor-escape motivated	Stress	216
Jaguar	2	Belo Horizonte Zoo, Brazil	Pit	Increased visitor density no effect on behaviour	None	617
Jaguar	2	Woodland Park Zoo, USA	Structurally enriched: pool, trees, platforms	One paced less when visitor noise high, the other did not exhibit pacing. At higher visitor densities, length of nonvisible bouts shorter, possibly due to visibility attracting more visitors	Ambivalent	613
Lion	4	Toronto Zoo, Canada	Structurally enriched: naturalistic, scratching posts	No effect of visitor density; increased looking at visitor area with higher visitor noise levels	None	359
Lion	4	Oakland Zoo, Canada	Not described	Visitor density correlated with less frequent social contact with conspecifics	Stress	359
Lion, Amur leopard, Siberian tiger, snow leopard, clouded leopard, fishing cat	14	Brookfield Zoo, USA	Not described	Visitor presence no effect on activity levels	None	27
Ocelot	5	Belo Horizonte Zoo, Brazil	Pit/cage	Increased visitor density associated with increased activity (n=1) and increased vigilance (n=2)	Possibly stress	617
Tiger	1	Toronto Zoo, Canada	Structurally enriched: trees, logs	Spent less time close to visitor area at high visitor density and high visitor noise	Possibly stress	359

Species	N	Institution	Enclosure type	Response	Visitor effect	Source
Tiger	4	Oakland Zoo, Canada	Structurally enriched: trees, logs, pools	No effect of visitor density on behaviour	None	359
Tiger	4	Ringling Brothers and Barnum and Bailey Circus	Cage	Increase in pacing during 'open house' prior to performances when animal holding areas open to public	Stress	167
Marsupials						
Kangaroo Island kangaroo	11	Melbourne Zoo, Healesville Sanctuary, Australia	Naturalistic free-range exhibits with trees, logs and grass	Visitor density positively correlated with visitor-directed vigilance, locomotion and decreased resting. Visitors no effect on distance from path or FGM concentration	Probably none	625
Koala	13	Koala Conservation Centre, Australia	Naturalistic: eucalyptus trees with boardwalk	Increased visitor noise and higher visitor density at close proximity (<5m) associated with increased vigilance, up to 25% of time awake - main activity usually resting, foraging; vigilance not previously reported. Total daily visitors had no effect on behaviour	Stress	626
Red kangaroo	4	Healesville Sanctuary, Australia	Naturalistic free-range exhibit with trees, logs and grass	Visitor density positively correlated with visitor-directed vigilance; had no effect on distance from path or FGM concentration	Probably none	625
Mongoose						
Meerkat	10	Melbourne Zoo, Werribee Zoo, Australia	Structurally enriched: digging substrates, climbing structures and naturalistic furniture	Visitor intensity (noise, attempted interaction) no effect on vigilance, distance to visitors or time spent looking at visitors	None	627
Pinnipeds						
Harbour seal	8	Antwerp Zoo, Belgium	Pool, beach and enrichment objects	At high visitor density seals spent more time swimming under water, less time resting or vigilant	Stress	58

Species	N	Institution	Enclosure type	Response	Visitor effect	Source
Primates						
Ring-tailed lemur, Mayotte lemur, black spider monkey, white-fronted capuchin, patas monkey, de Brazza monkey, Sykes monkey, talapoin, Barbary macaque, lion-tailed macaque, Celebes crested macaque, hamadryas baboon	61	Chester Zoo, UK	Structurally enriched: climbing structures	Animals tried to interact with visitors, particularly large (>5) and active audiences that tried to interact with an animal; also increased locomotion and time in edge zone. Social behaviour unaffected	Positive	555
Baboon	19	Southwest National Primate Research Center, USA	Individual cages with some small enrichment items	When human observer present, animals showed reduced appetitive behaviour but no other behavioural change	Stress	615
Black-capped capuchin	10	Melbourne Zoo, Australia	Structurally enriched: trees, logs and climbing structures	Avoided visitor viewing area - spent less time at height of visitor area	Stress	358
Bornean orangutan, Sumatran orangutan	12	Chester Zoo, UK	Structurally enriched: climbing frames, ropes, platform	High visitor density correlated with increased clinging by infants, adults covering heads with paper sacks. Responded more to increased visitor noise than visitor density	Stress	628

Species	N	Institution	Enclosure type	Response	Visitor effect	Source
Bornean orangutan, Sumatran orangutan, hybrid orangutan	11	Singapore Zoo, Singapore	Free-ranging enclosures: high canopy with real trees, vines, hammocks and platforms	Responded more negatively to close proximity visitors (<10m) where visitors at eye level: increased regurgitation, begging, looking at visitors; less play/social/feeding behaviour. Only affected by visitor density when >40, suggesting proximity more important than density. Where visitors below eye level, visitor density no effect, while close proximity visitors (<10m) increased feeding, begging and decreased regurgitation	Stress but also lack of fear	533
Brown howler monkey	4	Belo Horizonte Zoo, Brazil	Cage	Increased visitor density associated with increased vigilance	Stress	617
Chimpanzee	24	Chester Zoo, UK	Structurally enriched: climbing frames, ropes, logs	Humans and chimpanzees motivated to communicate with each other: chimpanzees do this mainly to obtain food	Positive	556
Chimpanzee	6	Oakland Zoo, Canada	Structurally enriched: climbing structures	No effect of visitor density on behaviour; slight increase in time spent in edge zone	None	359
Chimpanzee	88	Laboratory chimpanzee rehabilitation facility, USA	Structurally enriched: climbing structures, visual barriers, manipulable objects	Increased rates of wounding suggested increased aggression on weekdays when human activity higher	Stress	564
Chimpanzee	4	Belo Horizonte Zoo, Brazil	Pit	Increased visitor density associated with increased vigilance only in the two males	Stress	617
Chimpanzee	11	Los Angeles Zoo, USA	Sparsely furnished: tree stumps and hammock	On days of high visitor density, less foraging, grooming, play and interaction with enrichment objects	Stress	432

Species	N	Institution	Enclosure type	Response	Visitor effect	Source
Cotton-top tamarin, Diana monkey, ring-tailed lemur	12	Edinburgh Zoo, UK	Structurally enriched: ledges and dead trees	Reduced affiliation, increased activity and aggression when visitors present, especially in arboreal monkeys. Visitor effect reduced by 50% after lowering height of visitors	Stress	629
Cotton-topped tamarins	29	Rotterdam Zoological and Botanical Gardens, Netherlands	Structurally enriched: branches and nest boxes	Visitor density positively correlated with agonistic behaviour and negatively correlated with affiliative behaviour. Frequency of parent-offspring interactions lower in on-exhibit enclosures	Stress	630
Diana monkey	6	Edinburgh Zoo, UK	Structurally enriched: ropes, branches and climbing structures	Visitor density positively correlated with active behaviours (feeding, playing), negatively correlated with grooming, resting. Vigilance not affected	None	631
Golden lion tamarin	1	Toronto Zoo, Canada	Structurally enriched: naturalistic, climbing structures, mixed-species exhibit	Less grooming at high visitor density; no effect of visitor noise	Possibly stress	359
Golden-bellied capuchin	4	Belo Horizonte Zoo, Brazil	Island	Increased visitor density associated with increased vigilance and decreased abnormal behaviour	Ambivalent	617
Golden-bellied mangabey	10	Sacramento Zoo, USA	Sparsely enriched: three branches	Animals moved to cages with higher visitor density showed increased aggression toward visitors and cage mates	Stress	632
Golden-bellied mangabey	10	Sacramento Zoo, USA	Sparsely enriched: three branches	Human-directed threats more often towards visitors than keepers or observers. Visitors viewed as interlopers	Stress	633
Golden-headed lion tamarin	4	Belo Horizonte Zoo, Brazil	Cage	Increased visitor density associated with increased vigilance, activity	Stress	617

Species	N	Institution	Enclosure type	Response	Visitor effect	Source
Hamadryas baboon	2	Sapucaia do Sul Zoological Park, Brazil	Structurally enriched: climbing structures and tree	Male increased stress-related faeces-throwing when visitors present; no effect on female	Stress	291
Hamadryas baboon	5	Oakland Zoo, Canada	Structurally enriched: climbing structures	Visitor density correlated with increased foraging and decreased social grooming	None	359
Lion-tailed macaque	30	Arignar Anna Zoological Park, Jaipur Zoo, Mahendra Chaudhury Zoological Park, Maitri Baagh Zoo, National Zoological Park, Patna Zoo, State Museum and Zoo, Thiruvananthapuram Zoo, India	Enclosures of varying size and complexity	Visitor presence associated with 20% increase in abnormal behaviour and 3% increase in social, mating and aggressive behaviours. Used enriched areas of enclosure more on days with no visitors. Displayed aggression towards visitors 5.6 times per hour	Stress	558
Mandrill	3	Zoological Garden of Vienna, Austria	Sparsely furnished	Visitor density positively correlated with activity, stereotypical behaviour and attention to visitors	Stress	629
Mandrill	3	Parken Zoo, Sweden	Structurally enriched: climbing structures	Visitor density positively correlated with agonistic and abnormal behaviour, negatively correlated with rest and affiliative behaviour	Stress	634
Pileated gibbon	1	Blackpool Zoo, UK	Structurally enriched: branches, ropes and shelves	Visitor density positively correlated with self-biting but not chewing orality	Stress	635
Rhesus macaque	20	Southwest National Primate Research Center, USA	Individual cages with some small enrichment items	When human observer present, animals showed reduced appetitive and manipulative behaviour and increased rest, particularly in females	Stress	615

Species	N	Institution	Enclosure type	Response	Visitor effect	Source
Ring-tailed lemur, mongoose lemur, red-ruffed lemur, squirrel monkey, Francois langur, spot-nosed monkey, De Brazza's monkey, golden-bellied mangabey, gibbon, orangutan, chimpanzee	39	Sacramento Zoo, USA	Structurally enriched: climbing structures, ropes, trees/branches	Locomotion increased when visitors present, as did time spent in edge zone. Active audiences elicited more visitor-directed behaviour than passive audiences, particularly large audiences. Visitors no effect on intragroup social behaviour	Stress but also lack of fear	636
Siamang	6	Adelaide Zoo, Australia		Visitor presence caused no change in activity but siamangs more hostile when visitors mimicked agonistic siamang behaviour such as yawning, staring	Some stress	621
Siamang, white-cheeked gibbon	5	Disney's Animal Kingdom, USA	Structurally enriched: trees, ropes, climbing structures	Spent more time out of sight or in areas far from visitors on days of high visitor density; visitors no other effect on behaviour	Stress	637
Spider monkey	7	Chester Zoo, UK	Structurally enriched: climbing frames, ropes, logs	Increased visitor density associated with increased urinary glucocorticoid metabolite concentrations UGMs	Stress	638
Squirrel monkey	5	Oakland Zoo, Canada	Structurally enriched: naturalistic, climbing structures	Visitor density correlated with increased locomotion and vigilance, decreased time out of sight	Ambivalent	359

Species	N	Institution	Enclosure type	Response	Visitor effect	Source
Sumatran orangutan	6	Toronto Zoo, Canada	Structurally enriched: naturalistic, climbing structures	No significant effect of visitor density on behaviour but slight increase in looking at visitors; higher visitor noise associated with increased social grooming	None	359
Western lowland gorilla	12	Port Lympne Zoo, UK	Structurally enriched: climbing frames, ropes, movable objects	Visitor numbers correlated with self-scratching and visual monitoring, but only in absence of feeding enrichment	Stress	639
Western lowland gorilla	8	Chessington Zoo, UK	Structurally enriched: climbing frames, ropes, movable objects	Visitor numbers not correlated with self-scratching or visual monitoring, regardless of enrichment	None	639
Western lowland gorilla	5	Toronto Zoo, Canada	Structurally enriched: naturalistic, climbing structures	No effect of visitor density on behaviour; social play decreased as visitor noise increased	Some stress	359
Western lowland gorilla	13	Bai Hokou study site, Republic of Congo	Wild (habituated to humans)	Tourist density no significant effect on activity budgets or human-directed aggression, but researcher density negatively correlated with feeding rate. For silverback, visitor proximity positively correlated with human-monitoring (vigilance); he directed less aggression towards observers >10m away	Some stress	616
Western lowland gorilla	10	Disney's Animal Kingdom, USA	Structurally enriched: dense plant material, rocks, visual barriers	On days with high visitor numbers, spent more time out of sight; individuals in bachelor groups showed increased aggression but those in family groups no change in aggression with visitor density	Stress	640
Western lowland gorilla	1	Belo Horizonte Zoo, Brazil	Pit	Increased visitor density associated with increased vigilance	Stress	617

Species	N	Institution	Enclosure type	Response	Visitor effect	Source
Western lowland gorilla	18	Zoo Atlanta, USA	Structurally enriched: vegetation, rocks, climbing structures	Abnormal behaviour increased in response to high visitor density in two groups, decreased in other two groups. Visitors no effect on behaviour, suggestive of good welfare. Males tend towards increased aggression at high visitor density	Ambivalent	614
Western lowland gorilla	6	Belfast Zoological Gardens, Ireland	Structurally enriched: climbing structures	Rested more at low visitor density; increased aggression, autogrooming and stereotypical behaviour at high visitor density	Stress	641
White-faced capuchin	7	Barro Colorado Island, USA	Wild (habituated to humans)	Visitor presence no effect on activity or movements (speed/stopping frequency) of radio-collared monkeys	None	642
Ungulates						
Zulu suni, slender-horn gazelle, Dorcas gazelle, impala, yellow-backed duiker, Mhorr's gazelle, lowland nyala, Nile lechwe, Arabian oryx, bongo, sable, greater kudu	46	San Diego Zoo, USA	Paddocks with shelter	When keepers entered enclosure, animals vocalised more and fed and drank less, but no increase in defecation, indicating the event was more distracting (interrupted spatial cohesiveness) than stressful. Females showed less vigilance when visitors present; showed more vigilance overall than males towards visitors and keepers	Probably none	612

Species	N	Institution	Enclosure type	Response	Visitor effect	Source
Black rhinoceros	26	10 zoos, USA	Various	Higher FGMs in enclosures exposed to public on greater portion of perimeter	Stress	82
Black rhinoceros	60	19 zoos, USA	Various	Mortality positively correlated with percentage of the enclosure perimeter that allowed visitors unobstructed view	Stress	241
Chinese goral	63	Omkoï Wildlife Sanctuary and Chiang Mai Night Safari, Thailand	Structurally enriched: rocks	Higher FGMs on-exhibit than conspecifics off-exhibit; on-exhibit animals also housed at higher density	Stress	99
Giraffe	2	Belo Horizonte Zoo, Brazil	Paddock	Increased visitor density associated with increased activity	Ambivalent	617
Indian blackbuck	8	Arignar Anna Zoological Park, India	Trees and shelters	Visitor density positively correlated with intergroup aggression, locomotion and higher FGMs; rested more at low visitor density	Stress	643
Indian gaur	4	Arignar Anna Zoological Park, India	Paddock with trees and platform	Higher levels of intragroup aggression and locomotion on days when visitors present; increased resting when no visitors	Stress	644
Indian rhinoceros	2	Terra Natura Zoological Park, Spain	Internal courtyards before opening, dry meadows thereafter	Salivary cortisol higher in month when zoo first opened to public than in month prior to opening or second month after opening; could be due to habituation or end of construction work	Unclear due to confounding factors	91
Pampas deer	189	Emas National Park, Brazil	Wild	Deer from areas with frequent human disturbance higher FGMs and flight distances than in areas with low human activity	Stress	103
Red deer	40	Agricultural and Pastoral Research Institute, New Zealand	Fenced pasture	Increased vigilance during, and increased aggression after approach and presence of human in paddock	Stress	645
Red deer	3	Belo Horizonte Zoo, Brazil	Paddock	Increased visitor density associated with increased vigilance	Stress	617

Species	N	Institution	Enclosure type	Response	Visitor effect	Source
Sika deer	21	Zhu-Yu-Wan Park, China	Fenced paddock with trees	Increased visitor density associated with increased vigilance and resting at expense of time foraging	Stress	646
Waterbuck	3	Belo Horizonte Zoo, Brazil	Paddock	Increased visitor density no effect on behaviour	None	617
Ursids						
Polar bear	3	Toronto Zoo, Canada	Structurally enriched: pool, rocks, barrels	No significant effect of visitor density on behaviour but slight increase in looking at visitors; less investigatory behaviour with higher visitor noise	None	359
Polar bear	3	Toronto Zoo, Canada	Structurally enriched: pool, rocks, barrels	Higher visitor density associated with increased stereotypical behaviour in one but reduced stereotypy in other two	Ambivalent	182

Visitor effects include changes in activity levels^{216,617,629}, changes in stress-related behaviour^{216,629,635,639,641} and avoidance³⁵⁹. Some species show increased mortality in response to public viewing²⁴¹. Changes in social behaviour caused by human disturbance are common^{163,359,533,629,630,634} and may contribute to low reproductive success⁶³⁰.

The most common response to human presence is increased vigilance, which may have an impact on welfare if it is prolonged and at the expense of self-maintaining activities such as rest or foraging⁶⁴⁶. Vigilance is thought to be associated with perceived threat or stressful excitement^{621,629}: smaller species may be more likely to perceive humans as a threat and so may be more likely to be adversely affected by visitors^{27,605,629}. Vigilance could also be in anticipation of food, e.g. tigers became vigilant when they saw their keeper²⁸. Some species associate visitors with food acquisition opportunities^{533,556}; food solicitation suggests a lack of fear and begging animals may find visitors enriching if they throw food⁶⁰⁵.

Visitor density, proximity and noise are often discrete variables³⁵⁹ and may have specific effects on different animals. Some animals appear to be more strongly affected by visitor noise than density^{359,628}. Others are more sensitive to visitor proximity^{533,616,624}. The visitor effect is influenced by a multitude of factors, including individual history,

species, housing conditions and the behaviour of the human audience. The most negative aspect of visitors may be the nature of the interaction, rather than density or proximity, combined with the animal's inability to escape⁶⁴⁷. Visitor interest in zoo exhibits is higher when the animals are active²⁷, so visitors may attempt to stimulate activity. Active audiences that attempt to interact with the animals are likely to cause behavioural changes^{555,605,636}. Interacting with visitors can be a source of stimulation for some species or individuals, which may actively seek human contact^{555,556,621}. However, zoo visitors that initiate interactions with animals are likely to be ignorant of an animal's communication cues and how to respond to them appropriately⁵²¹, and this lack of bidirectional communication allows animals little control over the interaction. This is likely to be a particular problem for circus animals due to the small size and relatively barren nature of many circus animal enclosures. Some animals respond differently to familiar and unfamiliar humans⁶¹². Mangabeys displayed significantly more threats towards unfamiliar zoo visitors than keepers or researchers, and appeared to treat visitors as 'interlopers'⁶³³.

Housing conditions are likely to influence an animal's ability to cope with visitors. Cotton-top tamarins showed less affiliative, and more agonistic, behaviour towards conspecifics when housed in glass-fronted than mesh-fronted cages⁶³⁰, and mandrills showed less agonistic and stereotypic

behaviour after a glass viewing panel was covered with a visual barrier³⁵⁷. Housing conditions that offer limited opportunity to escape the gaze of visitors may affect welfare if animals are unable to control the extent of human contact⁶⁰⁵. Some wild-habituated species show very little response to human observers^{616,642}, possibly due to having adequate escape distance and more control over the situation. Chimpanzees and gorillas spent less time watching visitors after translocation to a more enriched exhibit with access to outside space⁶⁴⁸. More complex environments that offer greater behavioural and locational choice will help animals to cope with disturbance through distraction and opportunity to escape. So the visitor effect will generally be smaller for animals in enclosures that allow them greater choice and control of animal-visitor interaction⁶⁴⁷: larger enclosures control visitor proximity and complexity provides opportunities for escape and distraction^{588,605}.

Noise and disturbance

Gates, vehicles, machinery, crowds and caretaking activities all increase sound pressure levels in captive environments beyond that in nature^{25,649}, where most noise arises from wind and animal vocalisations, and sound pressure rarely exceeds 40 dB⁶⁵⁰. Routine husbandry activities emit sounds between 60-80 dB, reversing trucks exceed 90 dB, and average noise levels in cities range between 50-80 dB⁶⁵¹. Zoo noise averages 60-80 dB^{113,627,652}, but can climb to 130 dB on busy days⁶¹⁷, and 65 dB is considered a quiet day for a zoo¹¹³. Higher intensity sounds include firework displays (120 dB)²⁵ and jet aircraft (80-120 dB)^{649,653,654}, and captive animals are frequently exposed to sound pressures that exceed the recommended limit for human well-being (<70 dB)⁶⁵⁵.

How animals perceive and respond to different sounds will depend on the characteristics of the stimulus and the context in which it is presented⁶⁵⁶ (Table 2). Noise responses also depend on an animal's audible range⁶⁵⁷: this varies widely between species⁶⁴⁹. Many animals are capable of detecting sound outside the range detectable by humans, and animals used in travelling circuses and mobile zoos will be exposed to a wide spectrum of both ultrasonic and infrasonic sounds. Snake auditory systems are not particularly sensitive to sound but they are remarkably sensitive to vibration of the head and body⁶⁵⁸. Both African and Asian elephants produce and detect infrasonic calls^{659,660}, and can recognise calls from familiar conspecifics over distances of up to 2.5 km⁶⁶¹. Cars, heavy goods vehicles and buses produce high levels of infrasound, up to and over 100 dB, and road surface conditions can add to the levels of infrasound⁶⁶². Species sensitive to seismic vibrations such as snakes⁶⁶³, kangaroos⁶⁶⁴, elephants⁶⁶⁵ and some birds, or infrasound like alligators, elephants, giraffe, hippopotamus, okapi, prairie dogs, rhinoceros and tigers²⁵, may be distressed by excessive anthropogenic vibration and infrasound from diesel engines, wind turbines, fireworks and aircraft. Species sensitive to ultrasound such as prairie dogs and ground squirrels may respond to the high frequency sounds emitted from computer monitors and fluorescent lights²⁵.

Table 2. Effects of noise and disturbance on wild animals

Species	N	Location	Type of disturbance	Sound pressure	Response to noise or disturbance	Noise effect	Authors
Reptiles							
Desert tortoise	14	Laboratory	Simulated sonic and subsonic aircraft noise	Subsonic (94-114 dB), supersonic (0.25-6 psf)	Subsonic booms induced defensive responses including freezing, head withdrawals and vigilance which resulted in reduced activity and consequently reduced mean heart rate. Freezing duration decreased rapidly with subsequent exposure. Sonic booms induced brief bouts of vigilance. No hearing loss was caused.	Stress and habituation	654
Birds							
Bald eagle	≥ 127	Wild	Firearms	82-116 dB	Most birds showed tonic immobility and sometimes a head turn. Nesting birds were less likely to be active after firing than roosting birds. No impact on nest success	Mild stress	666
California spotted owl	9	Wild	1 hour of chainsaw sound 100m away	50-60 dB	No detectable increase in FGMs	None	667
Ferruginous hawk, northern harrier, burrowing owl, short-eared owl	200+	Wild	Military training including artillery firing	Not measured	No effect on nest distribution or success	None	668
Hawaiian honeycreepers	10	Zoo	Music concerts and machinery noise	Subjective	Decreased FGMs, foraging, general activity levels and courtship	Stress	130
Northern spotted owl	36	Wild	Proximity to major logging road	Not measured	Higher FGMs in males whose home ranges were within 400m of the road compared to males further away. No effect in females	Mild stress	96
Prairie falcon	333	Wild	Military activity	Not measured	Fewer falcons observed during constant military activity than during intermittent activity, and lower abundance in closer proximity to military training areas	Mild stress	669

Species	N	Location	Type of disturbance	Sound pressure	Response to noise or disturbance	Noise effect	Authors
Mammals							
Common marmoset	9	Laboratory	Human activity: Cage building and loud talking	Subjective	Elevated saliva cortisol	Stress	670
Black-tufted marmoset	-	Wild - city centre park	Urban noise	50-80 dB	Avoided noisy areas (>55dB) of the park, regardless of food availability, suggesting space use was based on noise minimisation rather than foraging efficiency	Mild stress	651
Black and white ruffed lemur	10	Zoo	Visitor noise	61-75 dB	Reduced grooming and locomotion; increased feeding (this possibly attracted visitors and led to increased noise rather than being caused by noise)	Mild stress	652
Cynomolgus macaque	16	Laboratory	10 days of recorded detonations	92 dB(A)	Eight animals received a signal before playback and eight did not. The signal group showed no behavioural or physiological response to playback, but the control group had elevated immunoreactive cortisol metabolites	Stress and habituation	601
Diana monkey	2	Zoo	Visitor noise	61-75 dB	No behavioural effect	None	652
Emperor tamarin	3	Zoo	Visitor noise	61-75 dB	Decreased resting	Mild stress	652
Golden lion tamarin	1	Zoo	Visitor noise	Not reported	No behavioural effect	None	359
Javan leaf monkey	5	Zoo	Visitor noise	61-75 dB	Decreased locomotion; increased feeding (this possibly attracted visitors and led to increased noise rather than being caused by noise)	Mild stress	652
Orangutan		Zoo	Visitor noise	Subjective	Increased clinging by infants and looking at the visitor area	Mild stress	628
Orangutan	6	Zoo	Visitor noise	67-83 dB	Increased social grooming	Probably none	359

Species	N	Location	Type of disturbance	Sound pressure	Response to noise or disturbance	Noise effect	Authors
Rhesus macaque	24	Laboratory	White noise	100 dB	Higher plasma cortisol and less social contact behaviour, but only if no control over the noise: monkeys that could control noise levels were not significantly different from peers not exposed to noise	Stress and habituation	671
Silvery marmoset	3	Zoo	Visitor noise	61-75 dB	Decreased resting.	Mild stress	652
Variegated Columbian spider monkey	4	Zoo	Visitor noise	61-75 dB	Increased aggression	Stress	652
Western lowland gorilla	5	Zoo	Visitor noise	63-80 dB	Decreased social play	Mild stress	359
Western lowland gorilla	4	Zoo	Simulated caretaker sounds	60-80 dB	Increased clinging by infants, increased activity and displays (signs of arousal) in adults	Stress	385
African nocturnal primates, small ungulates and mammalian carnivores	N/A	Wild	Proximity to roads	Not measured	Biodiversity declined steeply closer (<30m) to roads	Stress	672
Caribou (female only)	10	Wild	Low-altitude aircraft	46-127 dB	Responses were mild in late winter (disturbed sleep and consequently increased resting bouts) and strongest during post-calving (increased activity and locomotion)	Stress	653
Maghrebi dromedary	8	Farm - milking parlour	Unusual sounds	Subjective	Inhibition or disruption of milk removal and increased vigilance and escape attempts	Stress	59
Mule deer	45	Wild	Oil and gas development	Not measured	Space use changed: Selected habitats further away from the development that were not favoured before	Stress	673

Species	N	Location	Type of disturbance	Sound pressure	Response to noise or disturbance	Noise effect	Authors
Red deer	40	Paddock	ACDC song 'Thunderstruck'	90 dB	Increased aggression during song and remained more vigilant afterwards, though only for 10-15 minutes. The presence of a shelter did not lessen this response	Stress	645
Elephant	3	Zoo	Enclosure renovations	Not measured	One female showed an increase in serum cortisol during and after renovations but the other two elephants showed no change	Ambiguous	300
Giant panda	2	Zoo	Ambient noise	60-84 dB	On loud days pandas showed increased locomotion, scratching, agitated vocalisations, UGMs and door-directed behaviour. Brief loud noise induced behavioural distress and chronic low-amplitude noise elevated UGMs. The female was especially sensitive to noise during oestrus and lactation	Stress	113
Giant panda	2	Zoo	Construction noise	30-110 dB	Increased activity, door-directed behaviour, and stereotypic and stress-related behaviour. Increased UGMs may have been due to seasonal effects and they did not avoid noisier areas	Stress	674
Black leopard, serval, Afghan leopard, snow leopard	5	Zoo	Exhibit construction	Subjective	Decreased activity, decreased pacing, decreased time spent visible and elevated FGMs	Mild stress	675
Cheetah	15	Zoo	Visitor noise	Subjective	No effect on activity or space use	None	624
Coyote	6	Zoo	Noise, fireworks and music from a festival	Subjective	5 individuals showed a 5-fold increase in FGMs compared to baseline, and the extent of the stress response was greater in individuals housed closer to the noise	Stress	676

Species	N	Location	Type of disturbance	Sound pressure	Response to noise or disturbance	Noise effect	Authors
Chipmunk	23	Wild	Logging area vs. undisturbed area	Not measured	Higher FGMs in logging area	Stress	73
Koala	13	Zoo	Visitor noise	Subjective	Increased vigilance (up to 25% awake time)	Mild stress	626
Jaguar	2	Zoo	Visitor noise	Subjective	One individual paced less when visitor noise was high (the other did not exhibit pacing behaviour)	Unclear	613
Lion	4	Zoo	Visitor noise	55-80 dB	Increased looking at the visitor area	Mild stress	359
Meerkat	10	Zoo	Visitor noise	51-55 dB	No effect on vigilance, distance to visitors or time spent looking at visitors	None	627
Polar bear	3	Zoo	Visitor noise	57-78 dB	Less investigatory (sniff object) behaviour at higher visitor noise	Probably none	359
Tiger	4	Zoo	Visitor noise	62-78 dB	Spent less time close to the visitor area	Mild stress	359

Exposure to noise is a potential stressor in a range of species and systems. In farmed animals noise is associated with impaired maternal behaviour, altered time budgets and reduced growth, feeding efficiency, milk yield and reproductive output^{59,649}. Terrestrial wildlife species start to respond to noise levels above 40 dB and welfare impacts have been documented below 50 dB, while 50% of aquatic studies detected a biological response at or below 125 dB (63.5 dB after accounting for the pressure difference)⁶⁷⁷. For wildlife, acoustic masking can impair reproductive efforts in species such as frogs and birds that rely on acoustic communication^{678,679}, or foraging in species such as some birds of prey and lemurs that use sound to hunt⁶⁷⁸. In marine mammals noise is associated with accelerated ageing, reproductive suppression and symptoms of sickness⁶⁸⁰. Some zoo animals showed greater stress responses to visitor noise than visitor density, e.g. orangutans⁶²⁸, jaguars⁶¹³, lions and gorillas³⁵⁹ and koalas⁶²⁶.

Noise can impair social behaviour^{359,645,652,671}, interfere with activity and sleeping patterns^{113,385,652-654,674,675}, or alter space use by triggering avoidance³⁵⁹, particularly in free-living wild animals^{651,669,672,673}. Animals often show increased vigilance^{59,359,626,628,645,654,678} and sometimes

escape behaviour^{59,113,674} in response to noise. Tonic immobility, a sign of fear characterised by freezing or death feigning¹⁹², was triggered by aircraft noise in tortoises⁶⁵⁴ and by gunfire in bald eagles⁶⁶⁶.

Noise can lead to DNA damage and alter gene expression, which has implications for developmental, physiological and immunological processes⁶⁸¹. Cell damage is not always reversible if perturbations occur at key developmental stages, e.g. young animals that are still developing may be especially sensitive⁶⁵⁶. Increases in plasma GCs may be related to noise intensity⁶⁸², and elevated cortisol in response to noise has been observed in a variety of captive and wild animals^{96,113,300,602,671,675,676}. This general stress reaction will influence most organs, leading to short-term and potentially long-term physiological and behavioural alterations⁶⁴⁹. There may be age^{385,628,656}, sex⁹⁶ and individual^{113,300,613,674} differences in response to noise. Animals may be more sensitive to noise during certain parts of the reproductive cycle¹¹³, and the effects of noise may depend on lifestyle⁶⁷⁹. Providing barriers and refuge areas may do little to reduce noise exposure: noise levels inside glass-fronted zoo enclosures were just 4 dB quieter than in the visitor area outside³⁵⁹, and providing a shelter did not reduce the behavioural response to loud music in red deer⁶⁴⁵.

However, several studies found no detrimental effect of noise on animals^{359,624,627,652,667,668}. The absence of a physiological response may be due to experimental design, such as if the noise intensity did not exceed the threshold to elicit a detectable response, e.g. 85 dB for rats⁶⁸². Increased vigilance or looking to locate the source of sound was common but will only have a serious effect on welfare if self-maintaining behaviours are inhibited, such as foraging in koalas⁶²⁶. Fear caused by noise only seems to last as long as the stimulus; red deer returned to normal activity within 15 minutes⁶⁴⁵. Despite showing increased agitated behaviour on louder days, pandas did not avoid noisier areas of their enclosure⁶⁷⁴.

A lack of avoidance may indicate habituation i.e. animals 'getting used to' a stimulus, whereas acclimatisation means the stimulus no longer evokes a physiological stress response⁶⁵⁶. Some animals appear to show rapid behavioural acclimatisation to noise^{602,649,654,671}. The rate of acclimatisation depends on a balance between the regularity of exposure to the stimulus and the perceived level of threat it presents. Animals will acclimatise faster to stimuli that are similar, repeated regularly and perceived as small threats⁶⁵⁶. Macaques that received a signal prior to noise playback⁶⁰² or had control over the noise levels⁶⁷¹ showed no evidence of a stress response to the noise. However, a reduced behavioural response to noise may indicate a learned tolerance rather than acclimatisation, e.g. if the energetic cost of a response is too high^{657,680}. While behavioural acclimatisation is often seen in wildlife^{678,679}, physiological acclimatisation to noise is uncommon in wild animals, suggesting that noise still elicits a stress response under apparent habituation⁶⁵⁶.

Gradual-onset, repetitive or chronic background noise may be less distressing and easier to habituate to than unpredictable, irregular or high amplitude noise^{25,649}. The sound of visitors viewing captive animals is discontinuous with occasional loud peaks^{617,652}. Perching hawks are easily disturbed by sudden human noise or inappropriate movements⁵⁹⁶. Sudden loud noise from low-flying jets during a training exercise was associated with an extreme case of mass-cannibalism in farmed mink⁶⁸³, although a review on responses to intermittent sonic booms reported that startling was the most common response among mink and the noise did not impair reproductive success⁶⁸⁴. However, the same review also detailed several compensation claims by farmers and pet owners whose animals had been injured or killed in fear responses to sonic booms.

An observed response does not necessarily reflect the magnitude of the impact experienced by the animal⁶⁵⁶. Many studies on the effects of noise on animals are not under controlled conditions. Where animals showed no response, it may be that the baseline noise level was not significantly less aversive than the elevated noise level⁶²⁷. Where hormonal stress indicators are used, detected levels may have been confounded by circadian or seasonal variation, or general dysregulated hormonal function due to chronic stress⁷⁶. Behavioural responses are influenced by the psychological state of the individual, which is the product of multiple factors including physical condition and past experiences⁶⁵⁶.

Context may be the single most important factor in mediating the stress response, particularly in terms of predictability and the available choice of behavioural responses, so it is impossible to determine the physiological and psychological effects of noise on an animal based on behaviour alone and without contextual information⁶⁵⁶. The contexts of animals in zoos and laboratories will differ widely from wild conspecifics. Likewise noise effect studies are frequently confounded by a multitude of interacting variables that render it almost impossible to isolate the primary driving influence behind any detected response^{677,681}.

Few studies have considered the possible long-term effects of chronic noise exposure, which is widespread⁶⁷⁸. Cumulative effects from repeated long-term exposure to aversive stimuli may have a more significant impact on animal welfare than acute exposure to individual short-term stimuli^{656,677,681,685}, and the additive effects of noise, human disturbance, lack of choice and inappropriate housing conditions may all act synergistically (or obstructively) to produce a more damaging effect than any single factor in isolation⁶⁸¹.

The social environment

The availability of appropriate social contacts and protection from aggression were among the most important welfare issues identified in our circus questionnaire and in an earlier survey⁶⁸⁶. Lack of opportunity to exhibit natural social behaviours with conspecifics may contribute to poor psychological welfare in both wild and domesticated species: domestic horses still exhibit the same repertoire of social behaviours as their wild counterparts⁶⁸⁷. Inadequate social groupings have serious impacts on animal welfare, including stress, aggression, abnormal behaviour, reproductive failure and early mortality⁶⁸⁸.

Solitary species

Solitary species can suffer when housed in groups. When housed in groups of five or more, duikers had stress-related jaw abscesses and a 50% shorter life expectancy than those housed in groups of three or fewer³²². Canadian lynx housed alone had the lowest FGMs and mixed-sex groups of three or more had the highest FGM levels²³⁰. Okapis paced more as the number of neighbouring conspecifics increased¹³⁴. Two pair-housed polar bears continuously maximised the inter-individual distance and rarely occupied the same enclosure zone⁶⁸⁹. This reiterates the importance of multiple complexity in space-restricting enclosures to maximise behavioural opportunities available to all cohabitants and facilitate social avoidance.

In the wild, sociality is determined by a multitude of factors including predation risk, foraging efficiency, parasite reduction and parental care. Captive animals are not at risk from the same environmental pressures and their optimal group size may be more flexible⁶⁸⁸. While primarily solitary in the wild, tigers explored more and paced less when housed in sibling pairs as opposed to alone, possibly owing to increased opportunity for play and stalking behaviour²⁸. Separating group-housed tigers into individual enclosures at night had no significant effect on behaviour⁶⁹⁰. The activity levels of snow leopards, also primarily solitary, were not significantly different when housed alone or in a group, but group-housed animals displayed a wider behavioural diversity, including social play, allogrooming and vocalisations⁶⁹¹. Similarly, three polar bears exhibited more stereotypical behaviour when conspecifics were inactive and less when they were all active concurrently, and one female exhibited more stereotypical behaviour when conspecifics were out of sight¹⁸². One spectacled bear's stereotypic behaviour was negatively correlated with frequency of intraspecific interaction with cage mates⁶², even though spectacled bears are solitary in the wild. So conspecifics may be a source of stimulation for some individuals that are normally considered to be solitary.

Social species

Depriving animals of opportunities to perform motivated social behaviours such as allogrooming and mating can result in chronic stress, abnormal behaviour, impaired development and social and reproductive incompetence⁶⁸⁸. Housing social species singly is stressful, e.g. 57% of young parrots housed alone developed stereotypical behaviour within a year, whereas no pair-housed

parrots did⁶⁹². Marmosets showed a rise in saliva cortisol in response to social isolation⁶⁷⁰. Caged parrots exhibited less stereotypy when they were housed with more neighbours¹⁴⁴. Stereotypic hair-pulling behaviour in primates is positively correlated with natural group size, suggesting that highly social primates housed in small groups or alone may experience frustrated motivation for allogrooming, indicative of poor psychological welfare: this may manifest as over-grooming and hair-pulling, leading to poor physical welfare²²⁷. Rhesus macaques³⁴⁷ and squirrel monkeys⁶⁹³ showed more species-typical behaviour and less abnormal behaviour when group-housed than when housed singly. Social partners were more effective at improving welfare than 'inanimate' object enrichment³⁴⁷. Young pair-housed parrots showed increased activity and exploratory behaviour, and spent less time preening and screaming, than singly housed conspecifics⁶⁹².

Solitary cheetahs paced more than group-housed conspecifics²⁴⁴. Though the study did not report a sex effect, group-housed male cheetahs commonly form stable coalitions^{694,695}, as they do in the wild⁶⁹⁶, suggesting that solitary housing may cause social deprivation. Female cheetahs however are typically solitary in the wild⁶⁹⁶ and pair housing can cause significant stress, manifesting as aggression and prolonged anoestrus⁸⁴, although one of the six pairs in that study developed a strong bond, characterised by allogrooming, lack of agonism and uninterrupted oestrus cycling. This indicates the importance of compatibility in socially-housed animals.

Access to members of the opposite sex can also improve welfare in captivity. Allowing male dromedaries just 30 minutes exposure to females per day significantly reduced plasma cortisol and increased walking, reduced the time spent feeding and ruminating⁶⁹⁷, and increased sexual behaviour⁶⁹⁸.

Group composition

Both group size and composition are important. African and Asian elephants have complex societies that differ between the sexes. Females live in largely related, hierarchical groups centred on the offspring and led by a matriarch³²⁹. Average group size ranges from 12-18 individuals, although groups of up to 52 have been reported in African elephants^{138,329,699}. Females typically stay with their natal group their whole lives⁶⁹⁹ but may encounter hundreds of other individuals from other families in the population, suggesting that elephants have an extensive social network³²⁹. In contrast, the social networks of captive elephants are extremely

limited. At least 75% of captive (zoo) female elephants are housed in groups of four or less primarily unrelated individuals, and sometimes completely alone¹³⁸. Elephants are expensive to feed and manage, and this may limit group sizes in circuses and other private businesses. Stress due to social deprivation is clear in singly housed elephants. One solitary female spent 24-52% of the day performing stereotypic behaviour²¹⁷, another 31%⁵⁹⁹, and social isolation was correlated with increased stereotypy⁷⁰⁰. Merging two small groups of Asian elephants led to an increase in social behaviour in all individuals and a reduction in stereotypical behaviour in all but one, although there was some initial stress and behavioural patterns took longer than six months to return to baseline⁷⁰¹.

Optimal group composition may vary seasonally or as animals mature. In farmed silver foxes, group housing had a more beneficial effect on cubs than vixens²²⁶ and group-housed foxes showed increased aggression in late autumn coinciding with the onset of dispersal in wild foxes⁵⁸⁵. Similarly, wolves and wolf-dog crosses showed increased aggression during winter compared to autumn and spring, though most aggression was noncontact⁷⁰². The presence of playful juveniles can weaken social bonds between adults and produce chronic cortisol increases, e.g. in squirrel monkeys⁷⁰³, and housing female mink with their kits beyond weaning age led to increased plasma cortisol levels and bite wounds in the mothers⁷⁰⁴. In the wild, mothers spend less time with their young over weaning, but this is generally not possible in captivity. Family groups will require additional space and, where possible, playmates to reduce stress from overcrowding and unreciprocated infant-adult play attempts. Wild male elephants disperse when they reach adolescence at 10 to 20 years and join bachelor groups⁷⁰⁵. Adolescence is a time of learning and social development and is arguably the most important life stage for male elephants⁷⁰⁵. The importance of sex-appropriate social housing during adolescence has also been reported in male guinea pigs¹⁰¹. Depriving animals of appropriate social opportunities during this critical period may impair normal development, leading to severe social deprivation and significant welfare problems later in life. However, bull elephants are far less common than females in captivity¹³⁸: they are extremely dangerous and difficult to handle during musth and so require specialist safety equipment⁷⁰⁶. Consequently zoos that house males for breeding purposes often only keep one, although group housing is slowly becoming more common in zoos⁷⁰⁶.

Captive animals have fewer opportunities to make social adjustments to alleviate social stress or locate compatible breeding partners⁶⁸⁸. Reproductive failure in captivity is often attributable to restricted mate choice, e.g. ostriches⁷⁰⁷. Social species are often less fearful when group-housed, e.g. parrots⁶⁹² and bears⁷⁰⁸. Social partners can help buffer responses to stress⁷⁰³ and may aid habituation, which is partially acquired by social learning⁷⁰⁹. Allogrooming is thought to function as a stress-reducer in zebra, since it occurs most often in small enclosures when animals are at high density³⁵.

However, incompatibility with housing partners can lead to increased aggression, injury and psychological trauma⁷⁰⁷. This can be alleviated by increasing the choice of social partners by group housing, but housing social species at densities that are too high may lead to social stress⁷⁰⁷. Overcrowding has led to: lower nesting success in alligators⁹⁵; cannibalism by larger conspecifics in South African clawed frogs³⁵²; increased aggression in red deer⁷¹⁰ and zebra³⁵; increased stereotypic licking in giraffe and okapi¹⁵²; alopecia in rhesus macaques⁷¹¹; and elevated FGMs in goral⁹⁹ and pampas deer stags¹⁰³. Dominant individuals may block subordinates from accessing food, as seen in blue foxes⁵⁸⁵, and social housing may lead to increased risk of injury in parrots⁶⁹² and blue foxes⁵⁸⁵.

Small exotic felids are less likely to reproduce when housed in groups larger than a pair⁵⁵⁰, brown bears showed more agonistic behaviour when housed with more than one conspecific²⁴³, and female sun bears housed with a male partner had higher FGMs and showed more agonistic behaviour when another female was also present⁷¹². Stress at high social densities is not always displayed as increased aggression: no change⁷¹³ or reduced aggression suggests a conflict avoidance strategy¹⁷¹. Group-housed tigers also showed reduced aggression in response to space restriction during enclosure renovations, but affiliative behaviour also declined, and this reduction in social behaviour continued for a year after returning to their original housing conditions¹²¹. The tigers exhibited social rather than conflict avoidance, which may have led to a deterioration of the social bonds within the group, suggesting that even temporary changes in housing can have a lasting impact on social cohesion. Similar problems may also apply to mixed species exhibits. Interspecific interactions, particularly displacement and aggression, were more frequent between group-housed zebra and

eland in smaller exhibits with higher social density⁵², although mixed-species housing can be successful at appropriate social densities⁷⁰².

Effects of social disruption

Long-lived species such as elephants and primates that live in complex societies can be severely affected by social perturbations. Social disruption in wild elephants can have repercussions that last for decades⁷¹⁴. Abnormal behaviour including hyper-aggression and infant neglect has been observed in several populations of wild elephants following anthropogenic alterations to social contexts, such as culls, translocation and premature weaning⁷¹⁵. A herd of captive elephants showed variable adrenal hormone responses to overnight separation from the matriarch⁸³; even short-term social disruption had a clear physiological effect that may have been mediated by the presence of other conspecifics.

Translocation caused changes in the social proximity networks of capuchins and squirrel monkeys: in capuchins, younger individuals became more central, possibly indicating that they were more stressed by the move and sought reassurance or comfort from social contact⁷¹⁶. Laboratory-housed rhesus macaques showed increased stereotypic behaviour and self-biting after being permanently separated from their social partner¹⁸⁵. After the removal of a resident male, two female giraffe showed an increased rate and diversity of stereotypical behaviour and increased social contact behaviour⁷¹⁷. Loss of a social partner was clearly distressing and the increased social contact may have had a comforting function. Loss of a social partner may be less detrimental for animals if other conspecifics are still present, e.g. a cheetah that lost his preferred social partner was soon incorporated into another coalition⁶⁹⁵. However, problems may arise for animals housed alone. One elephant showed extended periods of inactivity following the death of her only companion⁵⁹⁹, and a male brown bear spent more time alert-inactive and less time sleeping, particularly in the more vulnerable lateral lying posture, compared to when his mate was still alive⁷⁰⁸.

Separation for performance

Circuses and animal exhibitions may not always use all individuals in performances, particularly if they are ill, injured, or pregnant. Temporary separation from conspecifics may be distressing for some social species. Cortisol increased

significantly in common marmosets when isolated from conspecifics for just 15 minutes, although isolation stress was alleviated by playback of calls from a familiar conspecific⁷¹⁸. Another study isolated marmosets for four hours, and observed the same pattern: only playback calls from familiar, not unfamiliar, conspecifics could reduce the stress response⁷¹⁹. Male cheetahs form strong psychological attachments and the separation of coalitions for just 10 minutes can cause significant distress⁶⁹⁴. Circus elephants showed signs of distress when separated from their conspecifics who were taken to the ring to perform, and performed parts of their acts to musical cues heard from the main tent¹⁵⁹. While the author interpreted this as anxiety to join the performance, the reaction could be anxiety due to social separation. Elephants are capable of empathy²⁰⁰, show concern and compassion to conspecifics in distress and helping behaviour, regardless of kinship^{699,720}. This was observed during a circus performance when an elephant fell from a tower of pedestals and its conspecifics rushed over⁷²¹.

The wider social environment

It is important to consider the influence of every aspect of the environment within the animal's sensory range³³² and this may include adjacent enclosures. Housing conspecifics in neighbouring enclosures that are visible but not accessible for affiliative or agonistic interactions may cause frustration and lead to stress-related behaviours such as pacing⁷²². Separation from visible conspecifics led to increased pacing in two cheetahs and a snow leopard²¹⁴. Singly-housed cheetahs paced more when able to view other cheetahs in adjacent enclosures²⁴⁴. Tigers paced less when the view of neighbouring conspecifics was obstructed by a visual barrier⁷²². Pacing was more frequent when tigers were housed with neighbouring conspecifics than with no neighbours⁷²³; in this study all the tigers that paced regularly had neighbours that also paced regularly, and it was unclear whether this was due to all animals responding to the same stimuli or to each other.

Space is limited in captive environments, and particularly in circuses, and this may necessitate incompatible species being housed in close proximity. This may be stressful: when penned adjacent to cattle or pigs rather than unfamiliar peers, red deer spent more time in areas furthest away from the alternate species: they showed increased vigilance and intraspecific aggression and rested less⁷²⁴. Deer penned next to pigs had higher heart rates than deer penned next to an

empty pen⁷²⁴. FGMs were higher in clouded leopards housed in visual contact with potential predators (leopards, lions, tigers) than those not visually exposed to predators¹⁰⁷.

Exposure to predator scents is a significant source of stress in many prey species²⁵, although prey species may not necessarily be distressed by close proximity to predators. There is some evidence that predator-naïve animals such as those born in captivity lack the ability to respond to predator stimuli such as scents or sounds, and have to learn predator recognition⁷²⁵. However captive-born red-bellied tamarins responded to predator scents with sniffing, avoidance and alarm calls⁷²⁶, and anecdotal evidence suggests that captive-bred elephants can still recognize the scent of predators²⁹⁸. Yet even if they can recognise predators, captive prey species may learn that they are safe: zoo ungulates showed little response to playback of lion roars beyond orienting to the source of the sound⁷²⁷. However, this may take time: leopard cats suffered chronic elevated glucocorticoid levels (lasting 10 weeks) and suppressed exploratory behaviour after translocation to a cage within olfactory and auditory (but not visual) range of lions and tigers²⁵⁶. This suggests that they found being housed in close proximity to potential predators threatening. However the addition of hiding structures to the enclosure appeared to facilitate coping: an increase in hiding behaviour coincided with a reduction in UGMs. This highlights the importance of providing hiding places in enclosures, particularly for prey species, and the importance of considering predator-prey housing proximities.

Reproduction

Circuses have bred a variety of species²⁶ and the first captive-bred elephants in the western hemisphere were born in circuses^{334,728}. However it is questionable whether they make a significant contribution to captive breeding: while British circuses were breeding 41% of their animals 25 years ago²⁶, the numbers bred today are low and, without collaboration with other captive establishments, the limited genetic diversity of the remaining circus stock, and mixed species breeding, restricts the animals suitable for breeding.

Greater institutional experience improves breeding success in captive tigers, and zoos that breed

regularly have greater knowledge and facilities for successful breeding and hand rearing⁷²⁹. Maintaining a studbook may contribute to better dispersion of species-specific knowledge, encourage adherence to husbandry guidelines and appropriate breeding. Ruminant species with studbooks have longer life expectancies in captivity than those without a studbook^{730,731}.

Circuses do not seem to monitor reproductive cycling in their animals, at least not in elephants³³⁴, which is often important for successful conception in captivity⁷³². Circuses may be reluctant to relinquish trained, revenue-generating elephants to zoos to participate in breeding programmes³³⁴, and circus elephants have entered temporary acyclicity in response to sudden changes in their social environment when on breeding loan to zoos⁷³³. Any breeding by circus animals is largely done in the winter quarters²⁶ and, if cycling does not coincide with this period, the opportunity for breeding is minimal. However, this is not invariably the case: Feld Entertainment's Center for Elephant Conservation has had great success breeding Asian elephants (<https://www.ringlingelephantcenter.com/meet-our-herd/elephant-calves/>).

Elephant fecundity is much lower in captivity than the wild, and European zoo populations are declining at approximately 10% per annum, sometimes requiring zoos to supplement their collections with wild imports⁷³⁴. Elephant populations have even shown a low rate of growth in some traditional forest camps, which may be the only situations where captive populations have been sustained through breeding²²⁴. For many species, the captive environment does not promote successful breeding: 42% of exotic felid pairings⁵⁵⁰ and 68% of sun bear pairings failed to produce live offspring⁷¹².

In addition to animals that do not breed well, captive breeding programs for some species may not bring any net benefit to wild populations compared to *in situ* conservation, because successful breeding requires genetic diversity and advocates the collection of wild specimens⁷³⁵. It is also unclear how many captive breeding programmes actually contribute to conservation. Reduced genetic variability due to small breeding populations reduces the ability of animals to respond to environmental change⁷³⁶, so captive-bred animals may suffer impaired coping ability. Captive-bred animals generally do worse in the wild than wild-born conspecifics^{737,738}.

The 'need' to breed

Breeding is a natural and usually highly motivated behaviour. Wild female elephants can breed from 15 years up until 60 years old, and spend most of their reproductive life pregnant or raising young; however, many captive females never breed^{733,739} or cease to breed prematurely⁷³⁴. Prolonged nulliparity or long non-reproductive periods in captive female rhinoceroses and elephants induce the development of reproductive tumours and cystic hyperplasia, leading to asymmetric reproductive aging and gradual loss of fertility^{733,739}. These conditions are rarely seen in undisturbed, free-living elephants⁷³³.

The importance of early breeding has also been shown in captive tigers: breeding success of female tigers increases with age up to five years and declines thereafter, though cycling does not decrease⁷²⁹. This pattern is partly explained by the fact that reproductive success is lower among the youngest and oldest sexually mature animals due to maternal inexperience and senescence⁷⁴⁰. Many circus animals are old and potentially past breeding age. Older female cheetahs produce smaller litters^{741,742}. So earlier breeding is important to increase breeding success⁷²⁹. Postponement of reproduction in zoo felids has been associated with the higher prevalence of mammary gland cancers⁷⁴³.

Free-ranging female cheetahs breed every two years from approximately three years old until death at eight to 12 years^{740,744}, whereas captive cheetahs show an early cessation of breeding due to an increased incidence of diseases such as gastritis and renal failure⁷⁴² or endometrial hyperplasia and severe pathologies⁷⁴⁰. One study reported that 87% of older (over eight years) female cheetahs in captivity experienced endometrial hyperplasia and 56% severe pathologies, which were attributed to prolonged reproductive cycling without pregnancy⁷⁴⁰.

Captive breeding

Since healthy adult elephant bulls come into musth once a year for two to three months and become aggressive and difficult to handle⁷⁴⁵, captive establishments try to control or suppress musth for safety and to reduce the time spent in confinement⁷³². This can be done through hormonal injections, which may have a long term effect on fertility⁷⁴⁵, or food restriction to reduce body condition and shorten musth⁷⁴⁶: both have welfare implications. The rutting season in male dromedaries

also lasts two to three months and rutting males are more aggressive⁷⁴⁷.

Obesity and chronic stress, which can lead to obesity by increasing fat deposition, are believed to contribute to the high stillbirth rates and reduced longevity in captive elephants⁷³⁴. Captive female Asian elephants are heavier in circuses and zoos than free-living peers, and have longer gestation periods and heavier neonates, which are more often stillborn than in wild elephants⁷⁴⁸. Stillborn calves weigh more than those born alive^{728,748}. Even live-born calves weigh more than their wild counterparts⁷³⁴. Obesity in mother elephants reduces the chance of live births and reduces postnatal offspring survivorship⁷³⁴.

Captivity may induce overproduction of sex steroids. Captive male Canadian lynx had around seven times higher faecal androgens than wild males⁷⁴⁹ and captive females had higher faecal oestrogen and progesterone⁷⁵⁰. Wild-caught lynx held in pens showed similar faecal oestrogen and progesterone to captive lynx, but after release hormone levels decreased to baseline⁷⁵⁰. This steroid over-production may be related to metabolic dysfunction due to chronic stress causing generalised adrenal stimulation⁷⁴⁹, since captive lynx also have higher FGMs than wild lynx⁷⁵¹, or due to body weight, since captive lynx are twice as heavy as wild lynx and obesity is associated with changes in steroid production⁷⁴⁹. Captive cheetahs had higher baseline FGMs and larger adrenal cortices than wild cheetahs, evidence of a persistent adrenocortical response to captivity that appeared to suppress testosterone in males, though not oestradiol in females⁸¹. This could be down to sex differences in physiology, since another study also found that FGMs were unrelated to ovarian hormone patterns in female cheetahs, despite aggression indicating possible social stress⁸⁹.

Black rhinoceros male:female pairs housed together year-round had more variable FGMs, which were correlated with increased fighting, compared to pairs only housed together during oestrus⁸². Wild black rhino are also sensitive to their social environment, since females living in areas with more tourism, predators and elephants had longer inter-calving intervals and were less likely to be pregnant⁷⁵².

Social stress-induced suppression of olfactory behaviours in white rhinos was associated with cessation of ovarian activity in all but one (dominant) female at each institution⁸². Social factors and stress have been associated with

temporary acyclicity in captive elephants⁸³. Ovarian suppression has also been reported in pair-housed female Canadian lynx⁷⁵⁰ and sun bears⁷¹².

Maternal steroids play a pivotal role in foetal brain development and therefore prenatal stress has a long term impact on offspring⁷⁵³. In laboratory and farm animals, offspring that experience prenatal stress have: delayed motor development; impaired learning ability due to neophobia and fear; impaired social, sexual and maternal behaviour; reduced exploration and play; and generally cope less well with stress and conflict⁷⁵⁴. The effects of prenatal stress can continue to the second generation. In rodents, prenatal social stress tends to result in masculinisation in daughters and less-pronounced male-typical behaviour in sons⁷⁵³. In elk and mule deer maternal condition during gestation and lactation was positively correlated with antler size in male offspring; since antlers are a sexually selected trait, poor maternal condition could reduce the reproductive fitness of her offspring⁷⁵⁵.

Maternal experience

Postpartum stress is related to maternal behaviour and higher stress increased maternal failure in captive gorillas⁷⁵⁶. Experienced female cheetahs and tigers have greater breeding success^{729,742}. In wild elephants, maternal inexperience causes slower growth in sons and higher mortality for both sexes⁷⁵⁷, and 15.7% of zoo-born Asian elephants are killed or refused by their mothers⁷⁴⁸. In wild elephant populations, 20% of females are usually greater than 30 years old, whereas around 60% of captive females are over 30 years old⁷³⁹. Young females make better mothers if they can learn from older females: calf mortality in semi-captive Asian timber elephants has been linked to the importance of having social relationships with older females for successful mothering⁷⁵⁸, and mothers are less likely to kill or reject their offspring if they grew up with an older female⁷⁴⁸.

Effects of early separation

The separation of parent and offspring is a natural event at the onset of independence. It is generally a gradual process for free-living animals and occurs when offspring are capable of living independently. Among free-living large-bodied mammals, the natural time of weaning is once the neonate has reached four times its birth weight, and the duration of lactation depends on ecological and therefore maternal condition, rather than offspring age *per se*⁷⁵⁹. Parent-offspring bonds may also be severed by morbidity and mortality⁷⁶⁰, or inadequate maternal care. But the timing and nature of maternal separation in captivity is largely under human control. Early weaning in farm animals increases productivity and profit⁷⁶¹. In circuses, carnivores should be handled and trained before they are 10 months old because they are more amenable to new experiences⁴⁷⁰. Hand-rearing animals allows the development of a closer human-animal bond and facilitates training. It is popular among trainers of working and performing animals such as raptors, which cannot be trained fully as adults, and so must come into human care at least before the first moult⁹⁴. Even separation later in infancy takes its toll. In the wild female elephants typically stay with their natal herd their entire lives, yet captive elephants are frequently shipped between zoos for captive breeding programs. The median age of separation from their mother is 8.3 years for captive Asian females and 16.3 years for African females⁷³⁴. Losing a mother before they are nine years old leads to reduced survivorship in wild African elephants, and early weaning has a similar effect in captive Asian elephants⁷⁶².

Separation from the mother is a significant cause of stereotypic behaviour stemming from escape or redirected sucking which, coupled with frequent vocalisations in some species, suggests maternal loss and the inability to suck are aversive⁷⁶¹. Early-weaned mink were more likely to develop stereotypical tail biting⁷⁶³. Self-sucking was more likely in hand-reared chimpanzees¹⁶⁹. Suckling strengthens the mother-offspring bond and premature separation while the young are still sucking can trigger bouts of reinstatement behaviour in both mother and young, such as searching and calling: these behaviours lead to reunion in the wild but are futile in captivity⁷⁶⁰. When separated from their mothers, captive infant gorillas showed signs similar to anaclitic depression in children, followed by despair⁷⁶⁴. Protest and despair were also observed in infant rhesus macaques when separated from their mothers for a three week period: both mothers

and infants displayed emotional disturbance, but this was most intense and enduring in the infants⁷⁶⁵. Weaning stress in juvenile giraffe causes ameloblast (enamel cell) disruption and leads to enamel hypoplasia (molar defects)¹⁰⁵, and rhesus macaques single housed from an early age were more likely to exhibit stereotypies as adults than peers single-housed when older¹³⁵.

Longer-term effects of maternal deprivation include a decreased ability to cope with aversive situations due to heightened fearfulness and less adaptive stress response, which can also lead to stereotypic behaviour⁷⁶¹. Wild-born chimpanzees from the pet and performance industry were less easy to rehabilitate than captive-born peers, since they had experienced more social upheaval early in their lives⁷⁶⁶. The effects of maternal deprivation can be mediated by having a more enriched environment⁷⁶¹, e.g. mink weaned into larger, multi-compartmental cages with all their littermates exhibited less stereotypic behaviour than those in smaller cages with a single cage mate¹⁵⁵.

Hand rearing

The decision to hand rear should be based on five factors: environmental, social, health, conditioning, and preventative medicine^{767,768}, and a lack of knowledge when hand-rearing animals can lead to serious welfare problems⁷⁶⁹. In some captive situations hand-rearing is necessary for the welfare of the offspring^{609,770}, but it is often done for commercial reasons and/or to facilitate handling when adult. Exposing hand-reared animals to older conspecifics from an early age, such as through protected contact, can aid successful reintegration into social groups^{768,771}. Some animals do just as well⁷⁷² or even better when hand-reared compared to parent-reared. Hand-reared ducks showed normal social behaviour and were less easily stressed than parent-reared ducks³²². However hand-reared whooping cranes showed less predator avoidance behaviour following wild release than parent-reared peers⁷⁷³, and hand-reared chimpanzees

were less socially competent⁷⁷⁴, suggesting some behaviours can only be learnt from natural rearing. Hand-reared animals may also be more susceptible to infection when not suckled⁷⁷⁵. Ostrich chicks do better when reared by foster parents than when hand-reared⁷⁰⁷. To maximise offspring survival and welfare, hand-rearing should be a last resort⁷⁷⁶; hand-reared animals are often aggressive when adult, particularly males⁷⁷⁷, and hand-reared parrots can become sexually imprinted on their owners and are prone to a stereotypies and self-harming⁷⁷⁸.

Effects of early experience

During different stages of normal infant development, genes interact with the environment to produce rises and falls in fearfulness, so disruption of the environment during sensitive stages of development can alter fear behaviour later in life^{779,780}. Similarly, disruption such as social deprivation or trauma during sensitive periods of attachment formation often leads to animals being less socially competent. Adult behaviour is often associated with early life experiences and animals exposed to more human-centric environments as infants may show behavioural problems later in life⁷⁸¹, such as impaired maternal behaviour^{754,782}, stereotypies⁷⁶¹, or social incompetence^{781,783-785} (Table 3).

Captive-born elephants have lower survivorship than wild-born elephants that are subsequently imported to captivity, suggesting that birth origin is the most significant predictor of adult survivorship, and since imported wild-born elephants are usually less than four years old, this suggests early experience plays a key role in early mortality⁷⁶². In humans, trauma during juvenile development creates a vulnerability to post traumatic stress disorder (PTSD) and a predisposition to violence in adulthood, and there is also evidence for this in wild elephants²⁰⁵: calves that experience trauma such as culls and social breakdown, or are raised by inexperienced mothers, are less able to regulate stress-reactive hyperaggression as adolescents and adults.

Table 3. Examples of the impact of early experiences

Species	N	Experience	Effect	Authors
Reptiles				
Veiled chameleon		Isolation or group housing during first two months	Isolation-reared chameleons were more submissive and adopted darker, duller colours when introduced to unfamiliar conspecifics, and performed less well in a foraging task	785
Birds				
Aplomado falcon	216	Captive-born or wild-born	Captive-born juveniles survived and recruited at lower rates than wild-born juveniles	737
Ostrich	206	Different rearing conditions with different amounts of human contact	Yearling chicks that received more human contact during their first three months of life were more docile and less fearful of humans, but there was no difference between human-imprinted chicks and chicks that only encountered humans during routine husbandry	786
Mammals				
African and Asian elephant	4500	Early separation from mother (captive Asian) or losing a mother before nine years old (wild African)	Reduced survivorship	762
Asian elephant	4500	Captive-born or wild-born	Captive-born elephants have lower survivorship than wild-born elephants that are subsequently imported to captivity	762
Chimpanzee	60	Exposure to other chimpanzees during infancy	Rehabilitated pet and performer chimpanzees that had experienced less conspecific exposure during infancy displayed less frequent grooming and sexual behaviour as adults, which has implications for social bonds within groups. Zoo-bred chimpanzees with more conspecific exposure exhibited more coprophagy, potentially a socially-learned behaviour	781
Chimpanzee	18	16-27 years of solitary confinement in a laboratory	When resocialised after ~20 years of solitary confinement, early deprived (mean 1.2 years) chimpanzees engaged in less social behaviour such as allogrooming and were less tolerant of passive close proximity than late deprived (mean 3.6 years) chimpanzees	783,784

Species	N	Experience	Effect	Authors
Mink	141	1:1 sibling housing vs. group housing after weaning at either six, eight or ten weeks of age	Early weaned solitary females exhibited more stereotypical behaviour than later weaned females	155
Mink	202	Weaned at seven vs. eleven weeks	Early-weaned mink had a greater propensity to chew and were more likely to develop tail biting behaviour	763
Rhesus macaque	8	Repeated maternal separations up to eight months from birth	Increased fearfulness and coo vocalisations, an infant-parent contact call, that still persisted one year after the final separation	787
Rhesus macaque	29	13 day period of separation from mother when infants were 30 weeks old	Infants that experienced separation spent more time sitting unoccupied than controls both as yearlings and at 2.5 years old	779

Mortality and morbidity

In general, wild animals do not show symptoms of illness until they are extremely unwell, as evidenced by 'sudden death' in reindeer⁷⁸⁸ and dromedaries that do not show signs of suffering until they are completely exhausted³²⁴. So non-domesticated species require close monitoring and prompt veterinary attention on detection of any problem⁷⁸⁹. Lack of attention to ill health is especially dangerous for animals with fast metabolic rates, such as birds, which progress rapidly from ill to demise⁷⁸⁹.

Mortality and survivorship

Survival in captivity can exceed that of animals in the wild due to protection from environmental stressors, including predation and food shortage. This trend was observed in first-year survival of five species used for falconry⁷⁹⁰. Mean life expectancy in captive reindeer and red deer is largely equal or longer than their free-ranging counterparts⁷³⁰. Captive wild mammals such as bears, big cats, zebra, raccoons and raccoon dogs have outlived their wild counterparts by up to 300%⁷⁹¹⁻⁷⁹³. Orangutan survival in zoos used to be lower than in the wild but survivorship is now comparable to the wild due to improved captive management practices⁷⁹⁴.

However, other species fail to thrive in captivity: the life expectancy of roe deer is 20-30% lower in captivity⁷³⁰. Captive giraffe only reach half the age of their wild counterparts⁷⁹⁵. Survivorship of captive elephants has increased over time⁷⁹⁶, yet the median life expectancy of captive-born African elephants is just 16.9 years, compared to 56 years in undisturbed wild populations⁷⁶². A study of 42

African elephants in German circuses found that most died between the ages of 17 and 32⁷⁹⁷; this is older than zoo elephants, but still far younger than in the wild. The median life-expectancy for captive-born Asian elephants is 18.9 years in zoos; while no data are available for wild Asian populations, 41.7 years is the norm in a large (>5000) population of semi-captive timber elephants⁷⁶². Although these working elephants haul up to 400 tonnes of logs per year, they are able to forage in the forest at night in large family groups and maintain a wide social network⁷⁵⁸, which may contribute to better welfare and longevity.

Ailments and diseases in captive animals

Captive animals suffer from ailments and diseases that are either not present in wild populations or much less common. All aspects of management have the capacity to act in combination with the animal's natural physiology to influence their physical and mental health.

Though many species live longer in captivity than in the wild, length of life may not equate with quality of life⁷⁹³. Animals with extended lifespans in captivity can suffer from health problems caused by physical and mental deterioration seldom experienced by their wild counterparts⁷⁹⁸. The average age of circus animals is high compared to other captive populations, probably for both sentimental and economic reasons: significant time, effort and expense goes in to acquiring and training circus animals and circuses may be reluctant to retire or euthanase old animals²⁶. Veterinary records from 70 geriatric zoo mammals showed that many had outlived their wild counterparts but 79% were suffering from 'mild to severe

pain, discomfort and a significantly reduced quality of life' due to neoplasia or pathological dysfunction of the musculoskeletal system⁷⁹¹.

There is a high incidence of dental and skeletal pathologies in old zoo mammals⁷⁹⁸. Bone and joint-related diseases are common in geriatric animals and are usually associated with osteoarthritis and degenerative joint disease, e.g. birds of prey⁷⁹⁹, raccoon dogs⁷⁹³ and elephants^{269,800,801}. Arthritis seems particularly common in large species with a high body mass, such as bears, bovines, elephants and gorillas, compared to lighter animals such as foxes and small rodents⁸⁰². In birds of prey, osteoarthritis in the lower limbs induces redistribution of weight onto the less affected foot, which may lead to pododermatitis, or 'bumblefoot'⁷⁹⁹. Geriatric birds of prey have been diagnosed with heart disease^{799,803}, hepatic and renal disease, neoplasia, ophthalmic conditions and senility⁷⁹⁹.

These conditions all suggest that long-term captive animals will experience significant chronic pain as they get older, particularly if husbandry and management do not meet their species-specific requirements.

Contact with humans

61% of known human diseases are zoonotic⁸⁰⁴, so close proximity between humans and animals in circuses and other forms of live animal entertainment leaves both animals and humans vulnerable to zoonotic infection⁸⁰⁵. Even if disease is not caught from humans directly, they can still facilitate disease spread, e.g. keepers that clean multiple enclosures with the same equipment or visitors that pet different animals without washing their hands. The danger of zoonotic disease transmission is recognised in wild animal tourism, e.g. the seven metre rule for gorillas^{616,806}, although such rules are rarely applied in captivity. In addition, travelling circuses are likely to have limited or no quarantine capability for animals (or staff) once infected: it is important to maintain good human health in keepers and trainers that are in regular close contact with animals. *Mycobacterium tuberculosis* (TB) has been transmitted between elephants and bidirectionally between elephants and humans in several zoos and circuses^{328,807-813}. In 2011, 5.1% of captive elephants in the USA were estimated to be infected with TB and cases seem to be rising⁸¹⁴. TB appears to be more common in elephants that experience greater amounts of human contact, e.g. in temples⁸⁰⁹, and the disease has the potential to spread to wild elephants and other species⁸¹². Humans have also infected mongooses and baboons with TB⁸¹⁵.

Mycoplasma bacteria can cause arthritis and is transmitted between humans and animals, or by cross-grazing on contaminated land⁸¹⁶.

Mycoplasma-associated arthritis has been reported in giraffes⁸¹⁶ and circus elephants, sometimes without symptoms of lameness⁸¹⁷. This condition is not easily treated⁸¹⁷ and increased joint strain during performances will add to the pain of inflamed arthritic joints. *Mycoplasma* species are also associated with infertility and respiratory disorders such as tuberculosis and pneumonia in birds and crocodilians^{818,819}.

Grazing on common land and interactions with wildlife

Travelling animals may be put out to graze on common land or farmland, where cross-grazing or contaminated food and water can expose circus animals to various parasites and pathogens from other animals, and facilitate the spread of these pathogens around the country to other wildlife, livestock, pets and humans. Many non-domesticated grazers such as bison, camelids and cervids are susceptible to diseases associated with grazing livestock^{820,821}. These include nematode infections such as lungworm or bacterial infections such as bovine TB (*Mycobacterium bovis*), brucellosis, Johne's disease and ovine herpesvirus^{820,822,823}. The tick-borne disease babesiosis has been associated with poor maternal condition and calf mortality in reindeer⁸²⁴. Bovine TB infects a wider range of hosts than *M. tuberculosis*⁸²⁵, and circus animals may become infected by grazing on land contaminated by livestock or wildlife carriers such as deer or badgers. Camelids are incidental, spillover hosts of *M. bovis* and become infected through contact with badgers and cattle, or environment contaminated by their secretions and excreta; they can transmit the disease between camelid herds, other animals with which they come into contact, and close human in-contacts⁸²⁶.

Circus animals can contract cowpox virus from wild small rodents: one circus elephant was infected by rats in its stable⁸²⁷. Cowpox is also transmissible between animals and humans, and carers without knowledge of cowpox symptoms may not wear gloves⁸²⁷ or have the facilities to quarantine infected animals. Many diseases have expanding host ranges, such as canine distemper virus, which has been transmitted from wild raccoon dogs to wild bears and zoo tigers and lions⁸²⁸. Big cats such as captive lions are susceptible to helminth infections such as (*Toxocaris leonine*)⁸²⁹, and infection could occur by eating infected rodents attracted to the litter and animal feed at circus sites. Captive apes including chimpanzees and bonobos interact aggressively with local wildlife and sometimes kill and eat it, e.g.

waterfowl, small mammals and frogs, which poses a risk of infection with leptospirosis, *Salmonella*, toxoplasmosis and other diseases⁸³⁰. Ratites can contract helminth infections from the faeces of wild (or captive) raccoons and skunks⁸³¹. Rheas can die from infection with *Chlamydia psittaci* contracted from sharing water troughs or dusty substrates with wild birds, and emus and ostriches are susceptible to *Mycobacterium avium* from faeces of wild birds⁸³¹. Rodent-contaminated fruit and vegetables can harbour bacteria including *Leptospira*, *Listeria* and *Salmonella*⁸³².

Staff may also not be aware of any potentially poisonous plants at each new venue, which may be dangerous for species put out to browse and graze⁸³³. Injuries of the oral mucosa from grazing amongst thistles and foreign objects can lead to bacterial infections such as leptospirosis or necrobacillosis in the mouths and throats of ruminants, and cold, wet conditions (particularly if they have foot abrasions) leaves them vulnerable to foot infections⁸²².

Effects of housing and husbandry

Inadequate housing in terms of climate, space and substrate can affect both mental health and physical condition. Unsuitable housing conditions and management may be due to lack of facilities or inadequate knowledge, and can have a negative impact on animal welfare. Pinnipeds have higher survival rates at institutions with more days of species-specific experience⁸³⁴. Circus animals are extremely valuable to their owners economically and emotionally, so they are likely given the best possible care³¹⁵. In fact many animal keepers believe they are providing the best possible care for their animals, yet have little or no knowledge of what their animals actually require³³¹.

With limited space, active lizards such as Asian water dragons and green iguanas, and large snakes such as boas, can develop skin abrasions from coming into contact with the sides of their enclosure⁸³⁵. Snakes in enclosures with wire tops develop rostral abrasions from escape attempts⁸³⁵. Small, crowded travelling enclosures facilitate continuous reinfestation with intestinal parasites such as roundworm or toxascaris, a regular problem with lions and tigers in circuses and zoos^{829,836}.

Bumblefoot is an inflammatory infection in the avian foot common in captive raptors and parrots, but not seen in wild birds²⁷⁴; the main cause is prolonged use of perches of an inappropriate size, shape or texture, but is also caused by obesity or malnutrition^{769,837}. For good welfare it is essential to provide a variety of perching surfaces that

encourage differential weight bearing to prevent foot lesions^{274,799}. Regular exercise and appropriate diet is also important for the prevention of bumblefoot: wild-caught falcons required twice-daily training and a high-energy diet to have a significant impact on the incidence of bumblefoot. However, training frequency had no effect on the disease in captive-bred falcons, which did better on a low-energy diet; this was attributed to reduced 'circulatory condition' and lower metabolism in captive falcons due to long-term lack of exercise and a low-energy diet⁸³⁸. This suggests captive falcons have poorer body condition and physical fitness than their wild counterparts and reiterates the importance of considering a species' needs above tolerances. Crocodilians abrade their skin when crawling out of concrete ponds, especially those without a sloping entry point, leading to infections not dissimilar to bumblefoot in birds⁸³⁹.

Bumblefoot and other long-term inflammatory diseases such as gout can lead to Amyloid A (AA) amyloidosis⁸⁴⁰, a progressive disease in captive birds and mammals⁸⁴¹, and a major cause of liver failure and death in hunting falcons⁸⁴⁰. The incidence of AA amyloidosis in captive birds increases with age and is more common in exotic species, suggesting a stress effect on disease prevalence caused by lack of adaptation to an unsuitable environment^{803,841}. Clinical symptoms can also be preceded by subtle weakness or abnormal behaviour, which could make affected birds vulnerable to bullying in group housing⁸⁰³; ultimately the disease is fatal.

Certain substrates may attract and harbour insect vectors and facilitate disease propagation, e.g. captive falcons in the Middle East were infected with the nematode *Serratospiculoides seurati* by ingesting beetles while tethered on sandy substrates⁸⁴². Non-sterile wood chip and bark substrates or damp organic matter such as hay can harbour *Aspergillus* spores in aviaries^{843,844}.

Lameness has been reported in zoo elephants due to osteoarthritis and limited locomotion⁵⁹⁹. Limited exercise is associated with foot pathology in captive elephants²⁶⁹, and stakeholders identified substrate as the most important of 15 welfare issues for captive elephants⁸⁴⁵. Elephants are prone to foot problems if housed on sand and/or concrete¹³⁹. The elephant knee is uniquely adapted to support an enormous compressive load and in captivity unsuitable conditions, such as restricted movement and cold, hard or damp flooring, interfere with this adaptation and accelerate the development of osteoarthritis and degenerative joint disease^{800,801}. A survey of 81 captive Asian elephants reported that 43% had hyperkeratosis, and skin condition was especially poor in temples or tourist camps

where the elephants were kept in unsuitable conditions without regular access to water²⁷⁹. Most of these elephants had wounds, abscesses, foot cracks and eye problems that were rarely seen in forest camps or zoos. Many circuses fail to provide suitable skin care for their elephants including daily bathing, and opportunities to dust-bathe or scratch⁸⁴⁶ and bathing seem particularly rare during winter when elephants are housed in their winter quarters⁷⁹⁷.

Keeping animal facilities clean and handler personal hygiene are essential biosecurity measures for breaking disease transmission cycles⁸⁴⁷. Parasitic infestations can accumulate in unsanitary enclosures, including the cage furniture⁸³⁵. Naturalistic enclosures with textured or loose substrates, cage furniture, ground-level pools and communal feeding areas are more difficult to sanitise and thus contribute to disease spread more than simpler enclosures⁸³². Proteinaceous food remains in enclosures can cause outbreaks of red-leg disease in amphibians⁸⁴⁸. High parasite burden or infection can result in dysecdysis (abnormal skin shedding) in snakes and lizards⁸³⁵. Unmonitored water conditions in tanks and pools can cause algae overgrowth and subsequent superficial algae infections in aquatic or semi-aquatic reptiles⁸³⁵. Build-up of debris in water can predispose crocodylians to fungal infections⁸³⁹. Water that runs between multiple enclosures or terraria can spread bacterial infections such as salmonellosis and tuberculosis in amphibians and reptiles⁸⁴⁸, and the parasite *Entamoeba invadens* which causes necrotic enterohepatitis in snakes and lizards⁸⁴⁹.

Long-term inhalation of cleaning product residues such as bleach in small or poorly-ventilated enclosures can irritate the respiratory tract in reptiles⁸³⁵. Pathogens such as amoebae can be transferred between enclosures that are cleaned using the same utensils⁸⁴⁸. In homing pigeons, poor sanitation is associated with *Escherichia coli* and *Salmonella* infections, ascarid parasite and pigeon fly infestations, and dust is a key factor increasing propagation of *Chlamydia*⁸¹⁸ and mycoplasmosis⁸¹⁹ in captive birds.

Effects of climate

Too-low temperature or humidity can lengthen or impair the shedding cycle in snakes and lizards, which can result in bacterial and fungal infections⁸³⁵. Reptiles require species-specific climates that vary at different stages of the moult cycle, so good species knowledge and enclosures that offer a choice of different climatic conditions, including suitable substrates which can moderate humidity, are essential⁸³⁵. Unsuitable climates or substrates

can also lead to blisters, burns, cracks or lesions in the skin of reptiles, which are then vulnerable to bacterial or fungal dermatoses, particularly when they are handled by humans or housed in unsanitary conditions^{819,835}. Even when temperatures in enclosures are spot on, exposing reptiles to the open air during public displays can cause significant thermal distress and contributed to multiple health problems and death in a circus python⁸⁵⁰.

Pathogens generally have specific temperature requirements. Maintaining reptiles under atypical climatic conditions can aid the proliferation of locally adapted pathogens that animals would not encounter in their natural environments and thus may not be equipped to resist. Fungal pulmonary lesions have been reported in crocodylians maintained under temperatures that were too low for the crocodylians but perfect for the pathogens⁸³⁹.

Captive birds can develop dermatological conditions when exposed to unsuitable climates, such as avascular necrosis of distal extremities, wing tip oedema or frostbite^{274,769}. Frostbite injuries occur in tropical raptors and raptors housed with insufficient thermal protection, and can cause loss of digits vital for prehension and balance⁸³⁷. Cold tissue damage is also seen on the ears of some circus elephants⁷⁹⁷.

Effects of social conditions

Human contact can pose significant threats to animals that are unable to avoid or control the extent of human contact, so it is particularly important in restrictive environments to house animals with compatible social partners and provide species-specific husbandry. Disease threats are greater at events like circuses, fairs and shows, where multiple species (including humans) from different sources and each under various forms of stress come together⁸⁵¹.

Unsuitable housing companions or too-high social densities can result in fight and other wounds in caimans and birds⁸⁴⁹. Bite wounds in turtles and lizards can lead to fungal or bacterial infections, abscesses that require anaesthesia to remove or viral infections, e.g. papillomavirus, which has no effective treatment⁸³⁵. The leathery shells of soft shell turtles are easily scratched in overcrowded conditions, leaving them prone to fungal infections⁸³⁵. Fight wounds or cuts and scrapes acquired in overcrowded conditions will facilitate infection by some viruses such as pigeon pox that require a break in the skin for penetration⁸⁵². Overcrowding facilitates the spread of bacterial diseases including *Chlamydia* and *E. coli* in homing

pigeons⁸¹⁸, and was thought to contribute to continuous parasitic reinfestation in a circus that housed 11 lions in one enclosure measuring 9 x 2 metres⁸³⁶. Beak injuries from fighting in captive birds may lead to feeding difficulty⁷⁶⁹, and birds fed on soft food (due to beak deformity) may develop frustrated motivation for feeding behaviour. Blackleg and malignant oedema infections are associated with wounds in deer and can be fatal^{822,823}. Trauma, including lameness and wing damage, was the leading cause of mortality and morbidity in zoo-housed kori bustards: it was caused by hostile exhibit mates, unsuitable diet and stress associated with human contact⁸⁵³.

Higher social densities in enclosures and during transport may accelerate disease transmission, e.g. herpes virus is spread by the faecal-oral route in turtles and tortoises⁸³⁵; the parasitic mite *Knemidokoptes pilae* can be spread between birds that share perches⁷⁶⁹; pigeon paramyxovirus-1 is transmitted by direct contact between crowded homing pigeons⁸⁵² and can cause Newcastle disease in ratites and psittacines⁸³¹. Similarly, housing animals in mixed-species groups may expose them to pathogens to which they have no natural resistance. Amphibians are susceptible to fish parasites such as protozoa and copepods⁸⁴⁸. Turtles can be latent carriers of amoebae that infect snakes and lizards and cause amoebic dysentery, which is almost always fatal⁸⁴⁸. Several species of reptiles and monkeys have been infected with TB (of unknown origin) in Japanese zoos⁸²⁵. In zoos, TB has spread from elephants to other species housed nearby including black rhino⁸⁰⁸ and chimpanzees⁸¹¹. *Mycobacterium pinnipedii* (pinniped tuberculosis) has spread from a sea lion to a camel, crested porcupine and tapirs^{854,855}. Tapirs are particularly susceptible to TB⁸⁴⁹.

Quarantine is probably the most important management practice to prevent disease outbreak⁸³². Lack of quarantine facilities can lead to transmission of viruses and infections, particularly from new animals from other facilities or the wild. Examples in reptiles include herpes virus, often fatal in tortoises and turtles⁸³⁵, parasitic infestations⁸³⁵ and amoebic dysentery, which is almost always fatal and most commonly sourced from un-quarantined imports⁸⁴⁸. Failing to quarantine imported birds may also lead to outbreaks of avian influenza⁸³¹.

Effects of performance

Animals used for demonstrations may be trained to perform physically challenging movements with the potential to cause injury. Due to economic pressure, circuses may be reluctant to give animals

adequate time to recover from such injuries, which may mean they never fully heal⁸⁵⁶. An Indian python used in a circus had repeated health problems throughout its life, despite regular veterinary treatment, and was eventually euthanized for secondary septicaemia originating from stomatitis (infected oral lesions)⁸⁵⁰. Performance stress coupled with underlying poor husbandry was believed to have led to immunosuppression and predisposed the snake to infection.

Birds used for public display are sometimes deflighted to prevent escape. Although deflighting reduces the need for close confinement, the procedure also causes discomfort and pain, distress, risk of haemorrhage, infection or injury, and deprives birds of the opportunity to exhibit natural flying behaviour, ultimately violating four of the five freedoms⁵⁸⁴.

Animals forced to work when they are too young, too old, pregnant or lactating may be at increased risk of work-related injury. Camels do not mature before they are six years old and repeatedly putting a heavy (adult) jockey on a young camel's back can damage their spine; unlike horses, it is not possible to put stirrups on camel saddles to facilitate even weight distribution⁴⁹⁶. Old elephants were more likely to get back lesions when giving tourist rides⁸⁵⁷. Calf mortality in semi-captive Asian timber elephants has been linked to nutritional deficiency in their mother due to workload⁷⁵⁸.

Muscle weakness observed in circus elephants indicates that the lack of free movement and exercise caused by space limitation and shackling is not compensated for by training⁷⁹⁷, and performing unnatural movements can put unnecessary strain on the body. Circus acts such as repeated kneeling, crawling and standing on two legs all lead to premature wear on tendons, muscles and joints even in young elephants⁸⁵⁶, and can lead to leg deformities, as seen in 40% of African circus elephants⁷⁹⁷. Lameness is common in circus elephants⁸¹⁷. Perineal hernias result from excessive force on the diaphragm, as occurs when elephants are made to 'mount' each other in performances⁵⁰⁵. Elephants can get back and girth lesions when giving rides without suitable padding material⁸⁵⁷.

Effects of stress

Increased stress can suppress the immune system and facilitate infection and disease transmission⁸⁴⁷. Stress can occur due to handling, transportation or an inappropriate diet or environment, including climate, housing and social conditions. In amphibians and reptiles, environmental or handling stress, or a combination of the two, such as transport in winter, can provoke outbreaks of latent infection^{819,839,848}.

Stress-induced immunosuppression is associated with aspergillosis, a respiratory disease, in raptors⁷⁸⁹.

Bison and deer suffering stress from overcrowding are more susceptible to necrobacillosis infection⁸²². Several veterinarians consider that stress is the condition to which reindeer are most susceptible⁸²¹, since they are adapted to roaming and browsing in an arctic climate⁷⁸⁸, a completely different lifestyle to that in captivity. Reindeer naturally lose weight over the winter but should regain condition in the spring: failure to notice when body condition does not recover can lead to death by fatal inanition, which is becoming increasingly common in 'Christmas reindeer' with naïve owners⁷⁸⁸. In wild-caught reindeer, handling and transport stress has been associated with gastrointestinal problems, such as abomasal ulceration⁸²³. Stress from pasture that is too rich is a common concern for captive reindeer, which naturally feed on low quality food^{788,821}.

Periparturient females such as camelids and cervids experience immunosuppression due to the redistribution of circulating immunoglobulins to the colostrum, so may be particularly susceptible to infection at this time⁸⁴⁷. Vesicular and ulcerative dermatopathy in 40 captive black rhinoceroses was associated with stress due to maladaptation and poor diet⁸⁵⁸. This condition has not been seen in wild rhinoceroses: no pathogens were isolated from the lesions and episodes coincided with stress events such as transportation, cold temperatures, intraspecific harassment, oestrus and advanced pregnancy, or concurrent diseases. This suggests the epidermis of black rhinoceroses is acutely sensitive to suboptimal conditions and disruption. Asian elephants translocated between institutions have a lower life expectancy⁷⁶², suggesting frequent transport between venues elicits stress responses that negatively impact welfare in the short and long term⁷⁶².

Stress can lead to abnormal behaviour. Self-mutilation of the feet in Amazon parrots leads to dry, flaky skin and sometimes secondary infections⁷⁶⁹. Repetitive abnormal behaviour can lead to skeletal abnormalities. Dental pathology is almost ubiquitous in captive bears either from high sugar diets, trauma or stereotypical bar-biting, which erodes the tooth enamel and weakened teeth are prone to fractures and infection⁷⁷⁵. One study of African elephants in German circuses reported that all 42 individuals exhibited stereotypical weaving behaviour and many had deformed legs or backs⁷⁹⁷. Elephants that exhibit stereotypical behaviour are also more likely to have foot problems¹³⁹.

Diet and nutrition

The literature on the diet and nutrition of captive wild animals is extensive: here we consider some of the key issues.

Free access to food, particularly the concentrated foods commonly fed to captive animals, in combination with space restriction, can lead to health problems such as obesity, diabetes, cardiorespiratory disease, reproductive disorders, urinary disorders, lameness, thermal discomfort, tumours and mortality⁸⁴. Obesity is a common and significant problem in captive animals due to their relative inactivity and high calorific intake³¹⁸. Obesity increases the likelihood of arthritis, diabetes mellitus, pancreatitis and cardiovascular disease³¹⁹ and may contribute to increased risk of mammary gland cancer in zoo carnivores⁷⁴³. The risk of obesity can be reduced by restricting the quantity or quality of diets, though a balance must be struck to avoid violating the 'Freedom from hunger'⁸⁴.

High-fat seed and nut-based diets are the most common cause of nutritional problems for large psittacines and may lead to obesity and secondary deficiencies in protein, iodine, calcium and vitamin A^{859,860}. Obesity is common in captive coatis, is the most common nutrition-related disease in captive raccoons¹⁷², and is a common nutritional problem in captive elephants⁸⁶¹ and llamas and alpacas⁸³³. Animals with low metabolic rates such as reptiles, kinkajous³¹⁹ and marsupials³¹⁸ are particularly prone to obesity in captivity. Obesity in reptiles may lead to fat deposits in the organs, e.g. fatty liver syndrome³⁰⁷. Wild alligators only feed at temperatures above 25°C and their appetites diminish below 29°C, possibly because digestion slows at low temperatures, so they are adapted to spend between four and seven months of the year fasting⁸⁶²: this must be recognised in captivity. Animals used to daily torpor or seasonal hibernation, such as some marsupials³¹⁸ and raccoon dogs⁸⁶³, may become obese if fed during periods of lowered metabolism.

Captive animals cannot be depended on to select a healthy diet: when presented with a choice of foods animals may choose the more palatable, leading to nutritional imbalance⁸⁶⁴. For instance sugar gliders readily accept fruit but this is not a substantial part of their natural diet³¹⁸, and captive elephants only ate more roughage when fewer concentrates were fed⁸⁶⁵. Wild elephants depend on high-fibre browse and do not consume high proportions of concentrated food such as seeds and cereals⁸⁶⁶, whereas captive elephants may be fed supplementary, calorie-dense concentrates or low-fibre grass hay that contribute

to obesity^{861,865}. One study found that 75% of UK zoo elephants were overweight²⁴⁷. Roughage has lower digestibility than concentrated food so will increase feeding time without the risk of obesity⁸⁶⁵. Therefore high-fibre roughage such as branches and alfalfa or oat hay is the recommended staple for elephants, and concentrates should only be fed to address vitamin or mineral deficiencies⁸⁶¹.

Feeding frequency and amount

The amount and frequency of feeds has an impact on animal welfare and optimal feeding is species specific. Giraffe and okapi fed more often during the day are more likely to exhibit stereotypic behaviour than those given fewer larger feeds^{134,152}. Similarly, elephants spend more time feeding when fed with one large feed rather than several smaller feeds per day⁸⁶⁷, whereas chimpanzees spend more time feeding when feeds are dispersed over the course of the day compared to a single bulk feed⁸⁶⁷.

Grazers and browsers designed to spend large parts of the day feeding may suffer when feeding opportunities are limited. For instance, giraffes in captivity spend 60% less time feeding than their wild counterparts²¹. Over-winter indoor confinement of farmed red deer was associated with increased stereotypical wall-chewing indicative of limited foraging opportunity, which was reduced by providing additional forage⁷¹⁰. In zebras parent-offspring conflict was lower, shown by a reduced rate of suckling bout termination, when mothers were fed while suckling, suggesting that feeding lactating zebras *ad libitum* improved the welfare of both mother and foal⁸⁶⁸.

Elephants have fast passage rates and have low absolute digestibility coefficients for their body size⁸⁶⁶, and therefore need to spend a lot of time feeding. Zoo elephants consume up to 300 lb of hay daily⁸⁶⁹. In the wild elephants can spend up to 75% of the day feeding^{32,33}; in zoos this takes up 20-50% of their time^{247,254,300,869}, 25-33% of the time of picketed circus elephants^{159,160} and 40-49% of penned circus elephants^{160,278}. The penned elephants also tended to increase stereotypic behaviour when the hay ran out, although the total time spent stereotyping was unrelated to the time spent feeding²⁷⁸, and elephants performed stereotypic behaviour during >15% observations even with continuous access to hay¹⁶⁰. In zoo stereotypic behaviour in elephants has also been linked to food availability¹⁸⁶ and feeding frequency⁵⁹⁹. Several studies have found that abnormal behaviour reflects feeding rather than housing problems^{152,242,341,870}. To replicate wild elephant feeding ecology, low quality bulk feeds should be spread throughout the day and night to reduce feeding anticipation⁸⁷¹.

Equally, low quality bulk food that requires manipulation increases food handling time, so total foraging time can still be high without leading to obesity⁸⁷¹.

Species such as cougars, lions, pinnipeds, polar bears and wolves have evolved to have a feast-or-famine lifestyle⁸⁷². Wolves may endure several days without eating and, after a successful hunt, can consume up to 10 kg in the initial feeding bout⁸⁷³, around 30% of their body weight⁸⁷⁴, whereas in captivity wolves may be fed daily³³⁶. Similarly, lions hunt every two to three days⁸⁷⁵ and eat 10 to 20 kg of meat in one bout⁸⁷⁶, while most captive felids are fed five to seven times per week^{382,396,875,877}. Overweight captive lions switched from daily feeding to a gorge-fast diet, where they were fed every three days, benefited from improved nutritional status and increased activity, without losing condition⁸⁷⁵. The natural digestive physiology of captive wild animals is key to ensuring good welfare.

Captive animals commonly show anticipative behaviour around predictable feeding times, e.g. increased activity in coyotes²²⁰ and increased self-directed and abnormal behaviour in macaques²¹⁵. However predictable feeding times are not truly predictable without a reliable signal and may cause additional stress, e.g. macaques increased rates of abnormal behaviour when predictable feeds were delayed²¹⁵. Temporally unpredictable feeding is recommended for some species, though reliable signals are required to reduce false anticipation²¹⁹. Coyotes fed on a temporally unpredictable regime scent marked and howled more than nearby conspecifics fed on a predictable regime, since feeding cues for predictably-fed coyotes were still detectable by unpredictably-fed coyotes and probably resulted in confusion²²⁰.

Dietary requirements vary with health status and life cycle⁸⁶⁴. Animals require different diets according to age and growth stage, e.g. crocodiles⁸⁷⁸, camelids⁸⁷⁹, elephants⁸⁶⁵, kinkajous³¹⁹, raccoons¹⁷² and Virginia opossums³¹⁸. 76% of African circus elephants were smaller than age-matched wild conspecifics, potentially attributable to early weaning or inadequate diet during the early growth phase⁷⁹⁷. In German circuses at least, all elephants are imported, usually as juveniles when they are easier to handle and thus train: there are detrimental impacts of early separation from the mother for elephants⁷⁶².

More active animals require more biological antioxidants, such as vitamin E, to repair their muscles⁸⁸⁰. Pregnant or lactating animals require increased calorific intake, e.g. kangaroos⁸⁸¹ and

coatis¹⁷², though increased eating also increases the risk of gastrointestinal parasite infection from forage⁸⁸¹, and female raptors must not be fed excessive casting material near to the breeding season, as the swollen oviduct may impair regurgitation⁸⁴³.

The timing of food provision may be important to ensure efficient digestion in some species. In free-ranging koalas foraging activity peaks in the afternoon and captive koalas responded more to browse provided in the afternoon³¹⁶. Seasonal voluntary inappetence in reindeer causes rapid weight loss over winter and 60% of mass reduction is from the digesta, viscera and blood, with no significant difference in carcass mass⁸⁸². Leptin (an indicator of satiety), adrenaline, noradrenaline and plasma cortisol concentrations remained stable throughout winter fasting in raccoon dogs, demonstrating that this natural physiological process is not stressful and raccoon dogs do not need to feed during the winter⁸⁶³.

Importance of a species-typical diet

Raptors must be fed daily with fresh meat from small mammals such as mice and rabbits, since digesting the connective tissue of large mammals such as cattle or horses stresses the kidneys of most raptors⁵⁰¹. Crocodylians obtain energy from protein rather than fat: fatty food led to increased fat storage and impaired protein metabolism (and consequently growth) in captive estuarine crocodiles⁸⁷⁸. Captive crocodiles are fed a diet of fish, poultry and red meat, which is roughly twice as high in saturated fat than their natural diet of invertebrates and fish⁸⁸³. Consequently captive crocodile plasma contains a higher proportion of saturated fatty acids⁸⁸⁴ and up to 15 times more cholesterol⁸⁸³ than wild crocodiles. Imbalances in the ratio of unsaturated:saturated fatty acids can lead to metabolic disturbances, dermatitis, fatty liver, infertility and impaired growth^{883,884}. High-fat fish diets that are low in vitamin E (due to rancid fish oils from poor storage) can also cause fat necrosis, pancreatitis and steatitis in crocodylians^{819,839}, which may be outwardly asymptomatic⁸⁸⁵.

Two extensive studies reported that life expectancy in captive deer⁷³⁰ and other ruminants⁷³¹ was correlated with the proportion of grass in their natural diet. Species adapted to grass diets, such as red deer and zebra, had higher survival rates, and thus appear to be easier to accommodate in captivity, than browsers such as roe deer and giraffe. Browse requires specific processing behaviours such as complex manipulation with the trunk⁸⁶¹ or tongue¹⁷⁷. Providing fresh browse increased foraging and reduced inactivity in zoo-housed chimpanzees⁶²⁸. Black rhinoceroses are browsers, yet captive diets are based on hay, and

poor diet has been associated with the development of cutaneous skin lesions in captive animals⁸⁵⁸. Vicugna are grazers and two captive animals exhibited increased stereotypic behaviour when browse was added to their enclosure, probably due to low species relevance⁸⁸⁶. The nutrient content and quality of browse and other plant-based food varies by season and supplier⁸⁶⁴, so quality cannot be guaranteed.

Rumination, the regurgitation and mastication of rumen contents, is physiologically essential for digestion in ruminants⁸⁸⁷, and rumination is also related to non-REM sleep, whereby if one is disrupted then so is the other⁸⁸⁸. Wild giraffe spend three to five hours per day ruminating⁸⁸⁸, so this behaviour is a key component of their behavioural repertoire and is likely to be highly motivated. Giraffe prefer browse that supports good rumen function²¹, and increasing dietary fibre stimulated increased rumination in two captive giraffes, which subsequently reduced oral stereotypy⁸⁸⁷.

Captive cheetahs have fewer gastrointestinal health problems when their diets are based on raw meat, and including more skeletal components such as long bones and ribs reduces the likelihood of vomiting and diarrhoea⁸⁸⁹. However, cheetahs showed little interest in chewing bones unless meat was still attached⁸⁹⁰. Horse meat or commercially prepared diets increase the chance of gastrointestinal health problems⁸⁸⁹.

Importance of species-typical food presentation

It is important to consider the non-nutritive aspects of diet⁸⁷⁶, such as species-typical and ecologically-relevant food presentation. For carnivores, foraging is a lengthy process and involves locating, capturing, killing and processing prey, often followed by food caching and continuing vigilance to protect the carcass from scavengers⁸⁷⁶. Foraging in captivity requires only a fraction of this time and behavioural diversity.

Depending on their natural foraging behaviour, some species may benefit from food that is more widely distributed in space. Marmosets had more species-typical time budgets when food was scattered rather than in bowls⁸⁹¹. Bears spent more time feeding when food was scattered rather than in a pile and started to show natural rhythms of alternation between feeding and sleeping⁸⁶⁷. Automated scatter feeders reduced stereotypy and increased activity and space use in grizzly bears⁸⁹². However scattered food did not reduce stereotypical hair eating behaviour in captive baboons, suggesting the motivation was related to food processing rather than consumption⁸⁹³.

Commercial diets or soft-textured packaged diets

are popular because they are nutritionally complete, cheap, make for easier cleaning and are easier to store⁸⁹⁴. However, they can contribute to poor health. Commercial diets containing phytoestrogens from soya and equid oestrogens from horsemeat was associated with testosterone suppression in captive male cheetahs⁸¹. Soft foods also fail to wear the teeth to allow molar progression in macropods³¹⁸ and are associated with a higher incidence of tartar and gingivitis in kinkajous³¹⁹.

Wild carnivores feed primarily on whole carcasses which require specialist behaviours to process, from catching, killing and dragging to the feeding site, to ripping, pulling, tearing and shearing off flesh that is swallowed with minimal mastication⁸⁷⁶. Carcass feeding thus encompasses a broad range of oral behaviours that are not required for captive animals fed on soft diets. Food texture is important for both gastrointestinal⁸⁸⁹ and dental health in carnivores. Soft textured diets weaken the masticatory muscles^{895,896} and lead to gingival health problems, plaque formation and focal palatine erosion in captive carnivores^{876,890}.

Psychological aspects of feeding

One of the most common signs of poor adaptation to captivity in snakes is starvation: this may be because snakes have poor perception of prey objects in captivity and live prey that are too small may not elicit foraging behaviour⁸⁹⁷. Captive snakes fed on dead prey may need to be force-fed, since non-moving prey do not stimulate hunting behaviour, but force feeding may be stressful for the animal⁸⁹⁸. Allowing predators such as snakes to display natural hunting and foraging behaviour is desirable and could be achieved by feeding live prey. However, the feeding of live prey is a contentious issue, since the welfare of the prey animal must also be considered. Death can take up to two minutes and will be painful and highly stressful⁸⁹⁸, and live prey can injure the predator⁸³⁵.

Parrots showed a clear preference for oversized food pellets, which required more manipulation and therefore increased feeding duration⁸⁹⁹. Parrots fed on both oversized and regular-sized food pellets still ate some regular pellets, showing they exploited both options⁸⁹⁹. Parrots fed on oversized food pellets gnawed on wooden blocks less, suggesting they were less frustrated when given opportunities for foraging manipulation⁸⁹⁹.

Unlike carcasses, consuming a commercial meat diet does not engage all the senses, e.g. felids process prey by smell and touch^{894,900}. Cheetahs displayed more species-typical appetitive behaviour when on a carcass diet compared to a commercial processed meat diet, which has minimal handling time and does not engage natural food

processing behaviours such as slicing and shearing⁹⁰⁰. Scavengers live on large carcasses almost exclusively in nature and captive vultures are more motivated to feed on large carcasses than small ones, bones or a commercial diet: large carcasses encouraged species-typical food handling behaviour and longer feeding times⁹⁰¹. Wild tigers prefer large prey, specifically animals weighing between 60 and 250 kg⁹⁰², while cheetahs prefer prey up to 20 kg⁸⁷⁶. One disadvantage of carcass feeding is that animals may selectively eat only part of the carcass, which could lead to nutritional imbalance⁸⁹⁴.

Live prey is sometimes used to stimulate hunting behaviour, e.g. Melbourne Zoo provide live crayfish and fish to otters and fishing cats, and insects for coatis, meerkats, fennec foxes, badgers and red pandas⁸⁷⁷. Live fish stimulated previously unseen hunting behaviours in fishing cats, increased space use and reduced sleeping, and the effects continued for two to eight days after food presentation⁴⁰³. Even species not intentionally fed live prey may catch animals that enter their enclosures in zoos^{830,877}.

In reptiles, more dominant individuals tend to over-eat and outcompete submissive animals who will receive less food⁴⁷⁵. In zebras, social aggression at feeders was caused by intolerance of neighbour proximity rather than food competition, suggesting the need for more widely-distributed food piles to alleviate social stress⁹⁰³. Increasing the number of 'foraging patches' by spreading food piles out reduced stereotypic behaviour in two vicuñas⁸⁸⁶.

Nutritional disorders

Animal diets are formulated based on species-specific nutritional requirements, animal health status, management protocols and available food items, and around 64 possible nutrients may need to be considered⁸⁶⁴. Lack of knowledge on the digestive physiology of many wild animals means that the diets of captive wild animals are often based on domestic species perceived to be similar, e.g. horses are the model for rhinoceroses and elephants, but the validity of such 'model species' is questionable⁸⁶⁶ and mistaken assumptions could easily lead to nutritional imbalance⁸⁶⁴. For instance, marsupials have a 30% lower metabolic rate than other eutherian mammals and hence have lower energy requirements than a eutherian model species³¹⁸.

Inappropriate diets can lead to nutritional deficiencies and diseases. Inadequate nutrition can lead to early mortality in kori bustards⁸⁵³. Poor diet in bears can cause chronic diarrhoea¹⁵⁶. Vitamin and mineral imbalances and unsuitable amounts of protein can lead to softening of the beak in young birds and subsequent beak deformities or

beak overgrowth that requires regular trimming⁷⁶⁹. Malnutrition in raptors contributes to respiratory fungal infections⁹⁰⁴ and can lead to stomatitis in snakes⁸⁴⁹. Calcium and vitamin D deficiencies can cause nutritional secondary hyperparathyroidism, the most important nutritional disorder in reptiles³⁰⁷.

Both invertebrates and vertebrates feed selectively according to macronutrient composition⁹⁰⁵. Wild grey kangaroos use natural salt licks as a source of sodium⁹⁰⁶. Wild elephants utilised all 88 vegetation types available to them³⁰¹. After a kill wolves consume the internal organs first, particularly the liver which contains vitamin A and glycogen^{872,873}; both captive and wild brown bears balance their intake of salmon with fruit to maintain a diet of 17 to 19% protein that maximises growth rate^{907,908}. European badgers maintain a consistent protein intake across different habitats⁹⁰⁹. However animals do not necessarily select adequate diets nutritionally so it is important to provide a balanced diet⁸⁶⁰.

Due to cost and convenience, falconers may supplement the diets of captive falcons with pieces of lean muscle, which has a lower calcium:phosphorus ratio and thus less absorbable calcium, so red meat diets (as opposed to whole prey diets) can lead to the common metabolic bone disease (MBD) nutritional secondary hyperparathyroidism⁹¹⁰. MBD as a result of low calcium to phosphorous ratios has been reported in a wide range of species including amphibians⁵⁸⁷, crocodilians^{819,839}, coatis¹⁷², primates^{911,912} and camelids⁹¹³, especially camelids between three and six months of age⁸³³. Low calcium to phosphorous ratios are also associated with urolithiasis in male camelids and ruminants⁸³³.

Whole prey items are often considered a nutritionally complete diet for carnivores⁸⁸⁰, of which many feed almost exclusively on whole prey in the wild, e.g. falcons⁹¹⁰. However peregrine falcons fed only on whole quail had lower vitamin E values to wild conspecifics, and showed increased reproductive success after supplementation⁸⁸⁰. Vitamin E functions as a biological antioxidant and deficiency has contributed to chronic muscle disease and degeneration in various captive exotics⁸⁸⁰. Captive animals are exposed to air pollution, particularly during transport, and air pollution causes increased oxidative stress; antioxidants in the diet, such as vitamin E, may moderate the impacts of oxidative stress on respiratory and cardiovascular health^{880,914}. However vitamin E deficiency is widely reported in captive birds that consume high levels of polyunsaturated fatty acids (PUFA), such as seed diets, fish and meat, since PUFA reduces vitamin E absorption⁸⁸⁰.

Vitamin A deficiency, or hypovitaminosis A, is a common result of poor diet in amphibians⁹¹⁵, chelonians and insectivorous lizards^{252,307}, birds⁸⁵⁹ and mammals¹⁷². Hypovitaminosis A is associated with compromised vision and respiratory, reproductive and digestive infections caused by dry mucous membranes³⁰⁷. Reptiles can suffer from dysecdysis or bacterial and fungal dermatoses as a result of nutritional imbalance, particularly vitamin A deficiency in chameleons and chelonians, high fat diets in monitors and other large sedentary lizards, and vitamin C deficiency in snakes⁸³⁵. The MBD nutritional secondary hypothyroidism can also be induced by iodine deficiency in herbivorous lizards and chelonians if they consume too many goitrogenic plants (such as broccoli, cabbage, cress and kale) which interfere with iodine uptake³⁰⁷. Excess protein or water imbalance can cause gout in reptiles and birds^{802,819,839}. Wild coati diets consist of insects and fruit, but captive coatis are often fed on commercial dog and cat food high in heme iron, which may lead to iron storage disease¹⁷². Zinc deficiency increases the risk of skin lesions in camelids⁸³³.

Food as a source of disease and ill-health

Food can be a source of parasites and pathogens, depending on how it is sourced, stored and fed. Crocodilians can contract mycobacteriosis and salmonellosis from raw meat⁸¹⁹, particularly if fed chicken since avian-derived food carries a greater risk of food-borne infection, including *Salmonella* and falcon herpes virus, than mammal-derived food⁸⁴³. Reptiles are often bitten by live prey⁸⁹⁷ and these bite wounds can become infected⁸³⁵. Raptors fed fresh (warm) pigeons can contract viral enteritis (inflammation of the intestine) or *Trichomonas gallinae* infections⁷⁸⁹. Overfeeding can lead to sour crop in raptors, which causes toxæmia and death if left untreated⁹¹⁰. Aflatoxins in mouldy cereals can predispose sloth bears to hepatic neoplasia⁷⁷⁵. Circuses and travelling animal shows may not always be able to feed animals fresh meat: raptors fed on meat that is old or has been stored at room temperature can contract bacterial enteritis⁷⁸⁹. Most zoo felids are fed on raw horsemeat-based diets, which harbour disease-causing microorganisms⁹¹⁶. Kinkajous do not need animal-based foods and, when fed meat in captivity, can develop salmonellosis, coliform enteritis, nutritional secondary hyperparathyroidism and intestinal parasites³¹⁹. Macropods are susceptible to toxoplasmosis from barn hay contaminated with cat faeces³¹⁸, suggesting the importance of off-the-ground food storage and reliable suppliers.

Circuses may buy meat from local slaughterhouses to feed carnivores and cannot guarantee its quality. Five out of eight bears in a circus were killed by Aujeszky's disease after being fed pigs' heads⁹¹⁷. All clinical cases of Aujeszky's disease in bears have been in captive animals, suggesting that they rarely encounter the virus in the wild; this may explain its rapid fatality⁹¹⁷.

Changes in diet can have adverse effects on captive wild animals. Psittacines may be neophobic and initially reject a new diet if it is not changed gradually^{859,860}. Ruminants and camelids such as dromedaries³²⁴ adapt slowly to new plant species in their diet, so a rapid change in diet from high forage to high concentrate grain or pellets can alter ruminal pH and microbial flora and lead to the metabolic disorder polioencephalomalacia⁸³³. Grain ferments rapidly and grain overload can also cause lactic acidosis and urolithiasis in camelids and ruminants⁸³³. Cervids such as reindeer are sensitive to sudden changes in diet and can contract gastrointestinal disease if feed is changed too quickly, particularly sudden increases in grain, protein or grass^{788,822,823}. Captive reindeer may be handfed grain by visitors in Christmas grottos⁷⁸⁸: sudden grain overload can lead to necrobacillosis in bison and deer⁸²².

Transport

Few peer-reviewed studies have investigated the effects of transport on the welfare of wild animals in circuses. Some research has been conducted into the movement of zoo animals. Although these are similar to wild animals in circuses, in that they are not domesticated, they are unlikely to be transported on more than a few occasions and will not have been subjected to regular transport.

Most research on the welfare effects of transport involves livestock. Farmed animals are domesticated and are rarely transported more than a few times in their lifetime, so the findings may not always be applicable to wild animals in circuses, which are transported frequently. Some issues that contribute to welfare problems in livestock transported to slaughter, such as mixing of unfamiliar animals in crowded conditions, are less likely to be issues for circus animals, which are often transported in individual cages or compartments or in groups of familiar individuals.

Most studies of animals that are transported regularly involve horses. The results are still not necessarily directly applicable to wild animals in circuses, but the negative effects of transport on non-domesticated animals in circuses are likely to be at least as significant as for domesticated horses that are transported regularly.

Frequency of transport and habituation to transport

Animals in circuses may be transported weekly or even daily in some cases^{222,233,918}. Physiological and behavioural measures indicate a reduced stress response to transport with repeated exposure in birds of prey⁹¹⁹, tigers⁹²⁰, cattle⁹²¹, sheep⁹²² and horses⁹²³. However, there are still significant negative effects on health and welfare in animals that are habituated to frequent transport. For example, in horses, transport is generally associated with lower reproductive rates, increased disease incidence, a temporary reduction in athletic performance and the alteration of many other physiological traits indicative of stress⁹²⁴.

Tigers naïve to transport showed a greater increase in respiration rate (230 ± 84% above baseline during transport and 394 ± 36% above baseline after transport) than tigers transported at least twice before (166 ± 57% above baseline during transport and 195 ± 56% above baseline after transport)⁹²⁰. Unlike the experienced tigers, naïve tigers had their ears oriented back and low most of the time during transport. FGMs peaked at 482% above baseline for naïve tigers, compared with 158% above baseline for experienced tigers, and raised levels persisted for nine to twelve days after transport in naïve tigers compared with six to nine days in experienced tigers. These data suggest that physiological disturbances associated with transport stress may not return to baseline levels before circus animals are subjected to further transport.

Loading and unloading

Loading and, to a lesser extent, unloading are the most stressful parts of transport for livestock⁹²⁵. This may also be true for circus tigers, in which body temperature may increase by 1-2°C as a result of the activity and excitement associated with loading²³³. Before transport, many cages and trailers require preparation and loading, which often involves work crews shouting to each other trying to co-ordinate efforts, or loud tractors to load cages into trailers or onto flatbed trucks⁹²⁶. Circus tigers may react to the presence of work crews or tractors by growling or swiping with their paws^{233,926}. Circus tigers transported in cages built into the trailers were noticeably calmer during transport and did not show such a high transport-related increase in body temperature²³³.

Since circus elephants load without difficulty^{918,927}, it has been suggested that they may view the transport container as 'home' since circus animals often spend much of their time in transport containers even when not being transported⁹²⁷.

Effects of transport on behaviour

The effects of confinement in small barren enclosures during transport are of particular concern because, compared with most other animals, circus animals spend a substantially greater proportion of their time being transported. Transport causes disruption of eating, drinking, resting, REM (rapid eye movement) sleep and circadian activity patterns^{923,928}. These effects are likely to be exacerbated by irregular schedules and frequent journeys with insufficient recovery periods.

The movement of circus elephants is very restricted during transport because they are typically chained diagonally by a front and rear leg⁹¹⁸. Transported circus elephants spent on average 40.5% of observed time engaged in stereotypical weaving⁹²⁷. The average time spent weaving was 48.3% for elephants transported in a trailer and 35.2% for elephants transported in a rail car. In contrast, picketed circus elephants spent on average 15.9% of their time weaving one season and 14.3% the following season¹⁵⁹. Elephants that were never observed to weave when outside the transport vehicle commenced weaving shortly after entering the trailer or rail car⁹²⁷. Confinement to transporters without a view outside may also cause distress. Elephants exhibited more nervous behaviour when confined to pens with a restricted view outside²⁵⁰.

On two journeys of around four hours duration, circus tigers spent on average 27.2% and 22.8% of observed time engaged in stereotypical pacing⁹²⁶. On another journey of similar duration, two tigers that had performed just prior to transport were more inactive, with lower levels of pacing and this was mostly in the latter half of the journey, when it averaged 10.8% of observed time⁹²⁶. These levels of stereotypical pacing are higher than reported for circus tigers in their home cage when not being transported: this averaged 4.9% of observed time for tigers with or without short periods of access to an exercise pen¹⁷⁹. Stereotypy-eliciting situations are likely to be poor for welfare¹²⁷, and so increased levels of stereotypy in circus elephants and tigers during transport suggest that their welfare is impaired by transport, although it has been argued that, since the elephants did not appear to be in a “trance-like state”, the stereotypy may not have been indicative of poor welfare⁹²⁷.

Vehicle movement and vibration

Continuous postural adjustments to maintain balance during transport are physically and mentally stressful for animals⁹²⁹. Red deer were more likely to lose balance when they had more space, and they preferred to travel either parallel or perpendicular, rather than diagonally, to the direction of travel⁹³⁰. For road journeys, road type markedly affects the frequency with which transported animals experience losses of balance, with smoother travel on motorways and dual carriageways resulting in fewer falls and causing less disturbance to resting behaviour compared with other road types^{931,932}. Driving events, such as acceleration, braking, stopping, cornering, gear changes and uneven road surfaces, can have a major negative influence on the welfare of animals by affecting the risk of injury and disturbing the ability of the animals to rest during the journey⁹³³.

Vibration in animal transport vehicles is stressful for animals⁹³⁴⁻⁹³⁶. Reptiles are particularly sensitive to acoustic noise (airborne stimuli) and to vibratory noise (substrate-borne stimuli)^{317,658} and are therefore particularly unsuited to regular transport.

Environmental conditions

The environmental conditions within transport vehicles are a major factor affecting animal welfare during transport⁹³³. Maintenance of appropriate temperature and humidity is particularly important when transporting reptiles, which are reliant on external factors for thermoregulation³¹⁷. Temperatures recorded ranged from -1.1°C to 37.3°C inside trailers during transport of circus tigers in North America. All of the vehicles relied on natural ventilation for cooling and were not equipped to provide supplemental heating²³³. While the temperatures were within the range experienced by tigers in the wild, transport in vehicles does not allow them access to the shade or pools they need for thermoregulation^{28,330}. Nevertheless, the tigers were able to maintain their body temperature during the surveyed journeys²³³.

Similarly, the temperature inside elephant transport vehicles in North America was generally maintained between 10°C and 38°C⁹¹⁸. While this is within the range of temperatures experienced by elephants in the wild and did not appear to exceed the ability of the elephants to thermoregulate, they would be unable to perform at least some of their thermoregulatory behaviours, and there were no monitoring systems to alert the driver to extreme temperatures. Most of the trailers used to transport circus elephants were not insulated and it is important to monitor internal temperatures, which can increase rapidly when a non-insulated trailer is stationary during hot weather⁹¹⁸.

Translocation

Animals exhibited in public demonstrations and entertainment shows are transported regularly between locations. Frequent changes in environment may influence the psychological welfare of animals and, depending on how individuals respond and how quickly they acclimatise to novelty, it may be positive by providing mental stimulation, or negative by causing distress due to disturbance, unsuitability or simply lack of familiarity.

Effects of translocation

Translocation has been associated with stress responses in a variety of captive animals when moved between different enclosures within the same facility. Lab-housed macaques that experienced more room moves displayed more stereotypic behaviour¹⁸⁵. Leopard cats showed increased UGMs and hiding behaviour following translocation to novel enclosures²⁵⁶. Margays and tigrinas showed increased stereotypic pacing (70% of observation time as opposed to 35% before translocation) for the first three days after translocation from a large enriched enclosure to a smaller, barren enclosure, while FGMs remained elevated for several months and reproductive cycling was disrupted²⁵⁷. In cheetahs, some individuals showed elevated FGMs for over 30 days when moved between facilities, particularly if the new enclosure was in public view rather than off-exhibit, irrespective of pre-movement exhibit type⁸⁵. Capuchins and squirrel monkeys rested more, had shorter inter-individual distances and spent more time at high (i.e. safer) elevations immediately after relocation to a new enriched enclosure⁷¹⁶. Persian onager took up to 30 days to acclimatise (defined as having a mean FGM similar to baseline) after translocation to a smaller enclosure with increased human exposure, and one individual failed to acclimatise¹¹⁴.

In translocation studies where animals are moved between different facilities or locations, the effects of translocation are coupled with the effects of a change in social environment. In cheetahs, some individuals showed elevated FGMs for over 30 days when moved between facilities, particularly if the new enclosure was in public view rather than off-exhibit⁹³⁷. Elephants showed an increase in FGMs after translocation^{72,938} and a bull Asian elephant displayed a 400% increase in stereotypical behaviour and disturbed sleep patterns⁹³⁸.

Besides moving animals between institutions or to newly built enclosures, some zoos move animals between enclosures as part of their routine

husbandry. Animal rotation is a zoo management technique used to increase the spatial and behavioural opportunities of animals⁹³⁹. Rotation management is based on the idea that wild animals rotate between different but familiar areas of their home range, such as to exploit seasonal foraging patches or den sites. Cheetahs rotated between conspecifics' enclosures showed increased exploratory behaviour, suggestive of olfactory enrichment⁶⁰³. Rotating gorillas between two naturalistic exhibits on a regular basis appeared to be beneficial as they showed no change in abnormal behaviour, were more active, and utilised a greater proportion of each exhibit⁹⁴⁰. These gorillas were more active in their familiar 'home' enclosure than the less familiar 'away' enclosure⁹⁴⁰, which may suggest they were more comfortable in the familiar environment. Another study of different species rotated between four exhibits showed no clear positive effect on behaviour or activity levels and the lingering scent of previous residents was associated with increased scent marking and pacing in tapirs and tigers⁹⁴¹. While scents of other animals may provide some olfactory stimulation, these reactions indicate stress. So the regular rotation between different enclosures has the potential to offer some mental stimulation through maintaining novelty, but the positive effects seem to be minimal and habituation still occurs eventually⁹⁴¹. Rotation also offers animals no control over when they change location.

Habituation to translocation

Animals can take an unexpectedly long time to acclimatise to new environments. In one long term study chimpanzees and gorillas took over a year to acclimatise to a new enclosure following translocation even though it was not very different in terms of size and facilities⁶⁴⁸. The duration and amount of disturbance caused by each relocation may also influence acclimatisation. Canadian lynx FGMs remained elevated for less time in an individual translocated within the same institution than a conspecific translocated 450 miles²³⁰. A group of black rhinos showed elevated FGMs for up to nine weeks after translocation between zoos, though individuals recovered faster if previously trained to crate⁹². This exemplifies the potential for training to alleviate transport stress and illustrates the importance of minimising travelling distances. While circus animals are subject to frequent changes in location, journeys between venues are already relatively short in Britain⁹⁴² and the beast wagon remains their primary enclosure: this consistency may reduce the stress of relocation.

Choice and control

It was put to us by the British Veterinary Zoological Society that the majority (if not all) animals used in performances generally in the UK are captive-bred and reared and thus habituated to their environment⁹⁴³. However, animals need to be able to make choices, and the choices available to animals in captivity are trivial in comparison to those available to them in the wild, where choices vary seasonally if not daily⁴⁴⁸, and their very survival depends on the choices they make⁶⁰⁰. Unlike their wild counterparts, captive animals cannot control their exposure to environmental stimuli e.g. by moving, sheltering or adjusting activity patterns²⁵. In the prolonged absence of controllability, animals may enter into a state of learned helplessness in response to aversive experiences⁹⁴⁴ or seek to gain control through maladaptive behaviour, i.e. stereotypies²⁵. Both scenarios are evidence of a failure to adapt. The desire for control is innate rather than learned, and since perceived control helps regulate stress responses, this desire seems to be biologically motivated and thus important for survival⁹⁴⁵. Therefore anything that undermines the perception of control will harm animal welfare, and this lack of perceived control may be the greatest stressor for captive animals⁴¹⁶.

Allowing animals more control over their environment has proven welfare benefits. Rats given control over a light stimulus performed better in a cognitive discrimination task than conspecifics with no control⁹⁴⁶. Allowing marmosets control over supplementary light evoked reductions in agitated behaviour and increased calm locomotion and rest, compared to conspecifics with no control⁹⁴⁷. The effect of control has also been shown in reverse: allowing monkeys control over a noise stimulus and then withdrawing it induced increased levels of aggression⁶⁷¹.

Where control is not possible, opportunities for choice create the illusion of control and contribute to a more positive affective state⁹⁴⁵. Animals and humans show a preference for choice⁹⁴⁵, e.g. in an experiment pigeons preferred free over forced choice⁹⁴⁸.

Protected contact training allows animals to choose whether or not to participate^{451,473,485}. Visual barriers and retreat spaces allow animals to moderate their contact with humans^{130,354-359}. Greater enclosure size and complexity offers a wider variety of behavioural opportunities^{256,265,287,288,291,292,294}. When given free access to both on- and off-exhibit areas, giant pandas showed less agitated behaviour and reduced cortisol⁹⁴⁹, polar bears showed increased social play and reduced stereotypical behaviour⁹⁵⁰, and chimpanzees showed increased activity and social behaviour⁹⁵¹.

Having choices over locations appears to contribute to better welfare. However whether animals utilise available choices depends on individual experience and context⁹⁴⁵ and environmental stimuli *per se* are less important than the opportunities they offer to the animal⁹⁵².

References

- 1 Fraser, D. (2003) Assessing animal welfare at the farm and group level: the interplay of science and values. *Animal Welfare*, **12**, 433-443.
- 2 Broom, D.M. (1986) Indicators of poor welfare. *British Veterinary Journal*, **142**, 524-526.
- 3 Mendl, M. (2001) Animal husbandry: assessing the welfare state. *Nature*, **410**, 31-32.
- 4 Duncan, I.J.H. (1993) Welfare is to do with what animals feel. *Journal of Agricultural and Environmental Ethics*, **6** (Suppl. 2), 8-14.
- 5 Webster, J. (2005) *Animal welfare: limping towards Eden. A practical approach to redressing the problem of our dominion over the animals*. Oxford: Blackwell Publishing.
- 6 Spruijt, B.M., Van den Bos, R. & Pijlman, F.T.A. (2001) A concept of welfare based on reward evaluating mechanisms in the brain: anticipatory behaviour as an indicator for the state of reward systems. *Applied Animal Behaviour Science*, **72**, 145-171.
- 7 Dawkins, M.S. (2008) The science of animal suffering. *Ethology*, **114**, 937-945.
- 8 Rollin, B.E. (2006) *Animal rights and human morality*, 3rd edition. New York: Prometheus Books.
- 9 Dawkins, M.S. (1990) From an animal's point of view: motivation, fitness, and animal welfare. *Behavioral and Brain Sciences*, **13**, 1-9.
- 10 Brambell, F.W.R. (1965) *Report of the technical committee to enquire into the welfare of animals kept under intensive livestock husbandry systems*. London: Her Majesty's Stationery Office.
- 11 British Veterinary Association (1992) FAWC updates the Five Freedoms. *Veterinary Record*, **131**, 357.
- 12 Botreau, R., Veissier, I. & Perny, P. (2009) Overall assessment of animal welfare: strategy adopted in Welfare Quality®. *Animal Welfare*, **18**, 363-370.
- 13 FAWC (2009) *Farm animal welfare in Great Britain: past, present and future*. London: Farm Animal Welfare Council.
- 14 Hosey, G.R. (2005) How does the zoo environment affect the behaviour of captive primates? *Applied Animal Behaviour Science*, **90**, 107-129.
- 15 Melfi, V.A. (2009) There are big gaps in our knowledge, and thus approach, to zoo animal welfare: a case for evidence-based zoo animal management. *Zoo Biology*, **15**, 1-15.
- 16 Mason, G.J. & Veasey, J.S. (2010) How should the psychological well-being of zoo elephants be objectively investigated? *Zoo Biology*, **29**, 237-255.
- 17 Mason, G.J. (2010) Species differences in responses to captivity: stress, welfare and the comparative method. *Trends in Ecology and Evolution*, **25**, 713-721.
- 18 Broom, D.M. (1988) The scientific assessment of animal welfare. *Applied Animal Behaviour Science*, **20**, 5-19.
- 19 Broom, D.M. (1997) Welfare evaluation. *Applied Animal Behaviour Science*, **54**, 21-23.
- 20 Bracke, M.B.M. & Hopster, H. (2006) Assessing the importance of natural behavior for animal welfare. *Journal of Agricultural and Environmental Ethics*, **19**, 77-89.
- 21 Veasey, J.S., Waran, N.K. & Young, R.J. (1996) On comparing the behaviour of zoo housed animals with wild conspecifics as a welfare indicator. *Animal Welfare*, **5**, 13-24.
- 22 Wemelsfelder, F. (2007) How animals communicate quality of life: the qualitative assessment of behaviour. *Animal Welfare*, **16**, 25-31.
- 23 Hughes, B.O. & Duncan, I.J.H. (1988) The notion of ethological "need", models of motivation and animal welfare. *Animal Behaviour*, **36**, 1696-1707.
- 24 Dawkins, M.S. (1988) Behavioural deprivation: a central problem in animal welfare. *Applied Animal Behaviour Science*, **20**, 209-225.
- 25 Morgan, K.N. & Tromborg, C.T. (2007) Sources of stress in captivity. *Applied Animal Behaviour Science*, **102**, 262-302.
- 26 Kiley-Worthington, K. (1990) *Animals in circuses and zoos. Chiron's world?* Glasgow: Little Eco-Farms Publishing.
- 27 Margulis, S.W., Hoyos, C. & Anderson, M. (2003) Effect of felid activity on zoo visitor interest. *Zoo Biology*, **22**, 587-599.
- 28 Pitsko, L.E. (2003) *Wild tigers in captivity: a study of the effects of the captive environment on tiger behavior*. MSc thesis. Blacksburg, Virginia: Virginia Polytechnic Institute and State University.
- 29 Quirke, T. & O'Riordan, R.M. (2011) The effect of a randomised enrichment treatment schedule on the behaviour of cheetahs (*Acinonyx jubatus*). *Applied Animal Behaviour Science*, **135**, 103-109.
- 30 Martínez-Macipe, M., Lafont-Lecuelle, C., Manteca, X., Pageat, P. & Cozzi, A. (2015) Evaluation of an innovative approach for sensory enrichment in zoos: semiochemical stimulation for captive lions (*Panthera leo*). *Animal Welfare*, **24**, 455-461.
- 31 Biolatti, C., Modesto, P., Dezzutto, D., Pera, F., Tarantola, M., Silvia, M., Maurella, C. & Luigi, P. (2016) Behavioural analysis of captive tigers (*Panthera tigris*): a water pool makes the difference. *Applied Animal Behaviour Science*, **174**, 173-180.
- 32 Wyatt, J.R. & Eltringham, S.K. (1974) The daily activity of the elephant in Rwenzori National Park, Uganda. *African Journal of Ecology*, **12**, 273-289.
- 33 Leggett, K. (2008) Diurnal activities of the desert-dwelling elephants in northwestern Namibia. *Pachyderm*, **45**, 20-33.
- 34 Fureix, C. & Meagher, R.K. (2015) What can inactivity (in its various forms) reveal about affective states in non-human animals? A review. *Applied Animal Behaviour Science*, **171**, 8-24.

- 35 Andersen, K.F. (1992) Size, design and interspecific interactions as restrictors of natural behavior in multi-species exhibits. 1. Activity and intraspecific interactions of plains zebra (*Equus burchelli*). *Applied Animal Behaviour Science*, **34**, 157-174.
- 36 Balcombe, J. (2009) Animal pleasure and its moral significance. *Applied Animal Behaviour Science*, **118**, 208-216.
- 37 Robinson, M.H. (1998) Enriching the lives of zoo animals, and their welfare: where research can be fundamental. *Animal Welfare*, **7**, 151-175.
- 38 Shivik, J.A., Palmer, G.L., Gese, E.M. & Osthaus, B. (2009) Captive coyotes compared to their counterparts in the wild: does environmental enrichment help? *Journal of Applied Animal Welfare Science*, **12**, 223-235.
- 39 Birkett, L.P. & Newton-Fisher, N.E. (2011) How abnormal is the behaviour of captive, zoo-living chimpanzees? *PLoS One*, **6**(6), e20101.
- 40 de Souza Resende, L., Lima e Neto, G., Duarte Carvalho, P.G., Landau-Remy, G., de Almeida Ramos-Júnior, V., Andriolo, A. & Genaro, G. (2014) Time budget and activity patterns of oncilla cats (*Leopardus tigrinus*) in captivity. *Journal of Applied Animal Welfare Science*, **17**, 73-81.
- 41 Oliveira, A.F.S., Rossi, A.O., Silva, L.F.R., Lau, M.C. & Barreto, R.E. (2010) Play behaviour in nonhuman animals and the animal welfare issue. *Journal of Ethology*, **28**, 1-5.
- 42 Held, S.D.E. & Spinka, M. (2011) Animal play and animal welfare. *Animal Behaviour*, **81**, 891-899.
- 43 Burghardt, G.M. (2013) Environmental enrichment and cognitive complexity in reptiles and amphibians: concepts, review, and implications for captive populations. *Applied Animal Behaviour Science*, **147**, 286-298.
- 44 Špinka, M., Newberry, R.C. & Bekoff, M. (2001) Mammalian play: training for the unexpected. *Quarterly Review of Biology*, **76**, 141-168.
- 45 Negro, J.J., Bustamante, J., Milward, J. & Bird, D.M. (1996) Captive fledgling American kestrels prefer to play with objects resembling natural prey. *Animal Behaviour*, **52**, 707-714.
- 46 Zylinski, S. (2015) Fun and play in invertebrates. *Current Biology*, **25**, R10-R12.
- 47 Burghardt, G.M., Ward, B. & Rosscoe, R. (1996) Problem of reptile play: environmental enrichment and play behavior in a captive Nile soft-shelled turtle, *Trionyx triunguis*. *Zoo Biology*, **15**, 223-238.
- 48 Burghardt, G.M. (2015) Play in fishes, frogs and reptiles. *Current Biology*, **25**, R9-R10.
- 49 Emery, N.J. & Clayton, N.S. (2015) Do birds have the capacity for fun? *Current Biology*, **25**, R16-R20.
- 50 Byrne, R.W. (2015) The what as well as the why of animal fun. *Current Biology*, **25**, R2-R4.
- 51 Janik, V.M. (2015) Play in dolphins. *Current Biology*, **25**, R7-R8.
- 52 Andersen, K.F. (1992) Size, design and interspecific interactions as restrictors of natural behaviour in multi-species exhibits. 3: Interspecific interactions of Plains zebra (*Equus burchelli*) and eland (*Taurotragus oryx*). *Applied Animal Behaviour Science*, **34**, 273-284.
- 53 Cordoni, G. (2009) Social play in captive wolves (*Canis lupus*): not only an immature affair. *Behaviour*, **146**, 1363-1385.
- 54 Nogueira, S.S.C., Soledade, J.P., Pompéia, S. & Nogueira-Filho, S.L.G. (2011) The effect of environmental enrichment on play behaviour in white-lipped peccaries (*Tayassu pecari*). *Animal Welfare*, **20**, 505-514.
- 55 Behncke, I. (2015) Play in the Peter Pan ape. *Current Biology*, **25**, R24-R27.
- 56 Vicino, G.A. & Marcacci, E.S. (2015) Intensity of play behavior as a potential measure of welfare: a novel method for quantifying the integrated intensity of behavior in African elephants. *Zoo Biology*, **34**, 492-496.
- 57 Wechsler, B. (1995) Coping and coping strategies: a behavioural view. *Applied Animal Behaviour Science*, **43**, 123-134.
- 58 Stevens, J.M.G., Thyssen, A., Laevens, H. & Vervaecke, H. (2013) The influence of zoo visitor numbers on the behaviour of harbour seals (*Phoca vitulina*). *Journal of Zoo and Aquarium Research*, **1**, 31-34.
- 59 Atigui, M., Marnet, P.-G., Ayeb, N., Khorchani, T. & Hammadi, M. (2014) Effect of changes in milking routine on milking related behaviour and milk removal in Tunisian dairy dromedary camels. *Journal of Dairy Research*, **81**, 494-503.
- 60 Hosey, G. & Melfi, V. (2015) Are we ignoring neutral and negative human-animal relationships in zoos? *Zoo Biology*, **34**, 1-8.
- 61 Warwick, C. (1990) Reptilian ethology in captivity: observations of some problems and an evaluation of their aetiology. *Applied Animal Behaviour Science*, **26**, 1-13.
- 62 Fischbacher, M. & Schmid, H. (1999) Feeding enrichment and stereotypic behavior in spectacled bears. *Zoo Biology*, **18**, 363-371.
- 63 Burgener, N., Gusset, M. & Schmid, H. (2008) Frustrated appetitive foraging behavior, stereotypic pacing, and fecal glucocorticoid levels in snow leopards (*Uncia uncia*) in the Zurich zoo. *Journal of Applied Animal Welfare Science*, **11**, 74-83.
- 64 Broom, D.M. (1991) Animal welfare: concepts and measurement. *Journal of Animal Science*, **69**, 4167-4175.
- 65 Dantzer, R. (1991) Stress, stereotypies and welfare. *Behavioural Processes*, **25**, 95-102.
- 66 Moberg, G.O. & Mench, J.A. (2000) *The biology of animal stress*. London: CABI.

- 67 Jessop, T.S., Woodford, R. & Symonds, M.R.E. (2013) Macrostress: do large-scale ecological patterns exist in the glucocorticoid stress response of vertebrates? *Functional Ecology*, **27**, 120-130.
- 68 Hing, S., Narayan, E., Thompson, R.C.A. & Godfrey, S. (2014) A review of factors influencing the stress response in Australian marsupials. *Conservation Physiology*, **2**(1), cou027.
- 69 Bortolotti, G.R., Marchant, T.A., Blas, J. & German, T. (2008) Corticosterone in feathers is a long-term, integrated measure of avian stress physiology. *Functional Ecology*, **22**, 494-500.
- 70 Macbeth, B.J., Cattet, M.R.L., Stenhouse, G.B., Gibeau, M.L. & Janz, D.M. (2010) Hair cortisol concentration as a noninvasive measure of long-term stress in free-ranging grizzly bears (*Ursus arctos*): considerations with implications for other wildlife. *Canadian Journal of Zoology*, **88**, 935-949.
- 71 Cattet, M., Macbeth, B.J., Janz, D.M., Zedrosser, A., Swenson, J.E., Dumond, M. & Stenhouse, G.B. (2014) Quantifying long-term stress in brown bears with the hair cortisol concentration: a biomarker that may be confounded by rapid changes in response to capture and handling. *Conservation Physiology*, **2**(1), cou026.
- 72 Fanson, K.V., Lynch, M., Vogelnest, L., Miller, G. & Keeley, T. (2013) Response to long-distance relocation in Asian elephants (*Elephas maximus*): monitoring adrenocortical activity via serum, urine, and feces. *European Journal of Wildlife Research*, **59**, 655-664.
- 73 Mastromonaco, G.F., Gunn, K. & Edwards, D.B. (2014) Validation and use of hair cortisol as a measure of chronic stress in eastern chipmunks (*Tamias striatus*). *Conservation Physiology*, **2**(1), cou055.
- 74 Ozella, L., Anfossi, L., Di Nardo, F. & Pessani, D. (2015) Non-invasive monitoring of adrenocortical activity in captive African penguin (*Spheniscus demersus*) by measuring faecal glucocorticoid metabolites. *General and Comparative Endocrinology*, **224**, 104-112.
- 75 Rushen, J. (1991) Problems associated with the interpretation of physiological data in the assessment of animal welfare. *Applied Animal Behaviour Science*, **28**, 381-386.
- 76 Miller, G.E., Chen, E. & Zhou, E.S. (2007) If it goes up, must it come down? Chronic stress and the hypothalamic-pituitary-adrenocortical axis in humans. *Psychological Bulletin*, **133**, 25-45.
- 77 Cummings, D., Brown, J.L., Rodden, M.D. & Songsasen, N. (2007) Behavioral and physiologic responses to environmental enrichment in the maned wolf (*Chrysocyon brachyurus*). *Zoo Biology*, **26**, 331-343.
- 78 Vasconcellos, A.S., Guimarães, M.A.B.V, Oliveira, C.A., Pizzutto, C.S. & Ades, C. (2009) Environmental enrichment for maned wolves (*Chrysocyon brachyurus*): group and individual effects. *Animal Welfare*, **18**, 289-300.
- 79 Case, B.C., Lewbart, G.A. & Doerr, P.D. (2005) The physiological and behavioural impacts of and preference for an enriched environment in the eastern box turtle (*Terrapene carolina carolina*). *Applied Animal Behaviour Science*, **92**, 353-365.
- 80 Alberts, S.C., Sapolsky, R.M. & Altmann, J. (1992) Behavioral, endocrine, and immunological correlates of immigration by an aggressive male into a natural primate group. *Hormones and Behavior*, **26**, 167-178.
- 81 Terio, K.A., Marker, L. & Munson, L. (2004) Evidence for chronic stress in captive but not free-ranging cheetahs (*Acinonyx jubatus*) based on adrenal morphology and function. *Journal of Wildlife Diseases*, **40**, 259-266.
- 82 Carlstead, K. & Brown, J.L. (2005) Relationships between patterns of fecal corticoid excretion and behavior, reproduction, and environmental factors in captive black (*Diceros bicornis*) and white (*Ceratotherium simum*) rhinoceros. *Zoo Biology*, **24**, 215-232.
- 83 Edwards, K.L., Trotter, J., Jones, M., Brown, J.L., Steinmetz, H.W. & Walker, S.L. (2016) Investigating temporary acyclicity in a captive group of Asian elephants (*Elephas maximus*): relationship between management, adrenal activity and social factors. *General and Comparative Endocrinology*, **225**, 104-116.
- 84 D'Eath, R.B., Tolkamp, B.J., Kyriazakis, I. & Lawrence, A.B. (2009) 'Freedom from hunger' and preventing obesity: the animal welfare implications of reducing food quantity or quality. *Animal Behaviour*, **77**, 275-288.
- 85 Wells, A., Terio, K.A., Ziccardi, M.H. & Munson, L. (2004) The stress response to environmental change in captive cheetahs (*Acinonyx jubatus*). *Journal of Zoo and Wildlife Medicine*, **35**, 8-14.
- 86 Rich, E.L. & Romero, L.M. (2005) Exposure to chronic stress downregulates corticosterone responses to acute stressors. *American Journal of Physiology*, **288**, R1628-R1636.
- 87 Eguizábal, G.V, Palme, R., Villarreal, D., Dal Borgo, C., Di Rienzo, J.A. & Busso, J.M. (2013) Assessment of adrenocortical activity and behavior of the collared anteater (*Tamandua tetradactyla*) in response to food-based environmental enrichment. *Zoo Biology*, **32**, 632-640.
- 88 Veissier, I. & Boissy, A. (2007) Stress and welfare: two complementary concepts that are intrinsically related to the animal's point of view. *Physiology and Behavior*, **92**, 429-433.
- 89 Wielebnowski, N.C., Ziegler, K., Wildt, D.E., Lukas, J. & Brown, J.L. (2002) Impact of social management on reproductive, adrenal and behavioural activity in the cheetah (*Acinonyx jubatus*). *Animal Conservation*, **5**, 291-301.
- 90 Pretorius, Y. (2004) *Stress in the African elephant on Mabula Game Reserve, South Africa*. MSc thesis. Durban: University of KwaZulu-Natal.
- 91 Menargues, A., Urios, V. & Mauri, M. (2008) Welfare assessment of captive Asian elephants (*Elephas maximus*) and Indian rhinoceros (*Rhinoceros unicornis*) using salivary cortisol measurement. *Animal Welfare*, **17**, 305-312.

- 92 Capiro, J.M., Stoops, M.A., Freeman, E.W., Clawson, D. & Schook, M.W. (2014) Effects of management strategies on glucocorticoids and behavior in Indian rhinoceros (*Rhinoceros unicornis*): translocation and operant conditioning. *Zoo Biology*, **33**, 131-143.
- 93 Buchanan-Smith, H.M., Prescott, M.J. & Cross, N.J. (2004) What factors should determine cage size for primates in the laboratory. *Animal Welfare*, **13**, S197-S201.
- 94 O'Connor, R.K. (2012) Working raptors and veterinary medicine: preserving the client/veterinarian relationship. *Veterinary Clinics: Exotic Animal Practice*, **15**, 501-511.
- 95 Elsey, R.M., Joanen, T., McNease, L. & Lance, V. (1990) Stress and plasma corticosterone levels in the American alligator - relationships with stocking density and nesting success. *Comparative Biochemistry and Physiology*, **95A**, 55-63.
- 96 Wasser, S.K., Bevis, K. & Hanson, E. (1997) Noninvasive physiological measures of disturbance in the northern spotted owl. *Conservation Biology*, **11**, 1019-1022.
- 97 Narayan, E.J., Webster, K., Nicolson, V., Mucci, A. & Hero, J.-M. (2013) Non-invasive evaluation of physiological stress in an iconic Australian marsupial: the koala (*Phascolarctos cinereus*). *General and Comparative Endocrinology*, **187**, 39-47.
- 98 Sid-Ahmed, O.-E., Sanhoury, A., Elwaseela, B.-E., Fadlallah, I., Mohammed, G.-E. E. & Möstl, E. (2013) Assessment of adrenocortical activity by non-invasive measurement of faecal cortisol metabolites in dromedary camels (*Camelus dromedarius*). *Tropical Animal Health and Production*, **45**, 1453-1458.
- 99 Khonmee, J., Brown, J.L., Rojanasthien, S., Aunsusin, A., Thumasanukul, D., Kongphoemphun, A., Siritaronrat, B., Tipkantha, W., Punyapornwithaya, V. & Thitaram, C. (2014) Gender, season and management affect fecal glucocorticoid metabolite concentrations in captive goral (*Naemorhedus griseus*) in Thailand. *PLoS One*, **9**(3), e91633.
- 100 Sapolsky, R.M. (1994) Individual differences and the stress response. *Seminars in the Neurosciences*, **6**, 261-269.
- 101 Creel, S., Dantzer, B., Goymann, W. & Rubenstein, D.R. (2013) The ecology of stress: effects of the social environment. *Functional Ecology*, **27**, 66-80.
- 102 Heath, J.A. & Dufty, A.M. (1998) Body condition and the adrenal stress response in captive American kestrel juveniles. *Physiological Zoology*, **71**, 67-73.
- 103 Garcia Pereira, R.J., Barbanti Duarte, J.M. & Alberto Negrão, J. (2006) Effects of environmental conditions, human activity, reproduction, antler cycle and grouping on fecal glucocorticoids of free-ranging Pampas deer stags (*Ozotoceros bezoarticus bezoarticus*). *Hormones and Behavior*, **49**, 114-122.
- 104 Rensel, M.A., Wilcoxon, T.E. & Schoech, S.J. (2010) The influence of nest attendance and provisioning on nestling stress physiology in the Florida scrub-jay. *Hormones and Behavior*, **57**, 162-168.
- 105 Franz-Odenaal, T.A. (2004) Enamel hypoplasia provides insights into early systemic stress in wild and captive giraffes (*Giraffa camelopardalis*). *Journal of Zoology*, **263**, 197-206.
- 106 Novak, M.A. & Suomi, S.J. (1988) Psychological well-being of primates in captivity. *American Psychologist*, **43**, 765-773.
- 107 Wielebnowski, N.C., Fletchall, N., Carlstead, K., Busso, J.M. & Brown, J.L. (2002) Noninvasive assessment of adrenal activity associated with husbandry and behavioral factors in the North American clouded leopard population. *Zoo Biology*, **21**, 77-98.
- 108 Paul, E.S., Harding, E.J. & Mendl, M. (2005) Measuring emotional processes in animals: the utility of a cognitive approach. *Neuroscience and Biobehavioral Reviews*, **29**, 469-491.
- 109 Tetley, C.L. & O'Hara, S.J. (2012) Ratings of animal personality as a tool for improving the breeding, management and welfare of zoo mammals. *Animal Welfare*, **21**, 463-476.
- 110 Gartner, M.C. & Weiss, A. (2013) Scottish wildcat (*Felis silvestris grampia*) personality and subjective well-being: implications for captive management. *Applied Animal Behaviour Science*, **147**, 261-267.
- 111 Gartner, M.C. & Weiss, A. (2013) Personality in felids: a review. *Applied Animal Behaviour Science*, **144**, 1-13.
- 112 Jessop, T.S., Woodford, R. & Symonds, M.R.E. (2013) Macrostress: do large-scale ecological patterns exist in the glucocorticoid stress response of vertebrates? *Functional Ecology*, **27**, 120-130.
- 113 Owen, M.A., Swaisgood, R.R., Czekala, N.M., Steinman, K. & Lindburg, D.G. (2004) Monitoring stress in captive giant pandas (*Ailuropoda melanoleuca*): behavioral and hormonal responses to ambient noise. *Zoo Biology*, **23**, 147-164.
- 114 Vick, M.M., Wildt, D.E., Turner, J.B., Palme, R., Wolfe, B.A. & Pukazhenth, B.S. (2012) Glucocorticoid response to changes in enclosure size and human proximity in the Persian onager (*Equus hemionus onager*). *Stress*, **15**, 52-61.
- 115 Menargues, A., Urios, V. & Limiñana, R. (2012) Seasonal rhythms of salivary cortisol secretion in captive Asian elephants (*Elephas maximus*). *General and Comparative Endocrinology*, **176**, 259-264.
- 116 Menargues, A., Urios, V., Limiñana, R. & Mauri, M. (2012) Circadian rhythm of salivary cortisol in Asian elephants (*Elephas maximus*): a factor to consider during welfare assessment. *Journal of Applied Animal Welfare Science*, **15**, 383-390.
- 117 Jensen, P. & Toates, F.M. (1997) Stress as a state of motivational systems. *Applied Animal Behaviour Science*, **53**, 145-156.
- 118 Johnstone, C.P., Reina, R.D. & Lill, A. (2012) Interpreting indices of physiological stress in free-living vertebrates. *Journal of Comparative Physiology B*, **182**, 861-879.

- 119 Dantzer, R. (1986) Behavioural, physiological and functional aspects of stereotyped behaviour: a review and a re-interpretation. *Journal of Animal Science*, **62**, 1776-1786.
- 120 Mason, G.J. (1991) Stereotypies: a critical review. *Animal Behaviour*, **41**, 1015-1037.
- 121 Miller, A., Leighty, K.A., Maloney, M.A., Kuhar, C.W. & Bettinger, T.L. (2011) How access to exhibit space impacts the behavior of female tigers (*Panthera tigris*). *Zoo Biology*, **30**, 479-486.
- 122 Lukas, K.E. (1999) A review of nutritional and motivational factors contributing to the performance of regurgitation and reingestion in captive lowland gorillas (*Gorilla gorilla gorilla*). *Applied Animal Behaviour Science*, **63**, 237-249.
- 123 Latham, N. & Mason, G. (2010) Frustration and perseveration in stereotypic captive animals: is a taste of enrichment worse than none at all? *Behavioural Brain Research*, **211**, 96-104.
- 124 Mason, G. (2006) Stereotypic behaviour in captive animals: fundamentals and implications for welfare and beyond. In: Mason, G. & Rushen, J. (eds) *Stereotypic animal behaviour: fundamentals and applications to welfare*, 2nd edition, pp. 325-356. Wallingford, Oxfordshire: CABI.
- 125 Dallaire, J.A., Meagher, R.K., Diez-Leon, M., Garner, J.P. & Mason, G.J. (2011) Recurrent perseveration correlates with abnormal repetitive locomotion in adult mink but is not reduced by environmental enrichment. *Behavioural Brain Research*, **224**, 213-222.
- 126 Cless, I.T., Voss-Hoynes, H.A., Ritzmann, R.E. & Lukas, K.E. (2015) Defining pacing quantitatively: a comparison of gait characteristics between pacing and non-repetitive locomotion in zoo-housed polar bears. *Applied Animal Behaviour Science*, **169**, 78-85.
- 126 Vickery, S.S. & Mason, G.J. (2003) Behavioral persistence in captive bears: implications for reintroduction. *Ursus*, **14**, 35-43.
- 127 Mason, G.J. & Latham, N.R. (2004) Can't stop, won't stop: is stereotypy a reliable animal welfare indicator? *Animal Welfare*, **13**, S57-S69.
- 128 Mason, G., Clubb, R., Latham, N. & Vickery, S. (2007) Why and how should we use environmental enrichment to tackle stereotypic behaviour? *Applied Animal Behaviour Science*, **102**, 163-188.
- 129 Cronin, G.M. (1985) *The development and significance of abnormal stereotyped behaviours in tethered sows*. PhD thesis. Wageningen, the Netherlands: Agricultural University of Wageningen.
- 130 Shepherdson, D., Carlstead, K. & Wielebnowski, N. (2004) Cross-institutional assessment of stress responses in zoo animals using longitudinal monitoring of faecal corticoids and behaviour. *Animal Welfare*, **13**, S105-S113.
- 131 Pizzutto, C.S., Sgai, M.G.F.G., Lopes, D.A., Pessutti, C., Nunes, A., Furtado, P.V., de Oliveira, C.A. & Guimarães, M.A.B.V. (2015) Relation between the level of self-mutilation and the concentration of fecal metabolites of glucocorticoids in captive chimpanzees (*Pan troglodytes*). *Pesquisa Veterinária Brasileira*, **35**, 62-66.
- 132 Carlstead, K. & Seidensticker, J. (1991) Seasonal variation in stereotypic pacing in an American black bear *Ursus americanus*. *Behavioural Processes*, **25**, 155-161.
- 133 Hogan, L.A. & Tribe, A. (2007) Prevalence and cause of stereotypic behaviour in common wombats (*Vombatus ursinus*) residing in Australian zoos. *Applied Animal Behaviour Science*, **105**, 180-191.
- 134 Bennett, C., Torgerson-White, L., Fripp, D., Watters, J. & Petric, A. (2015) A multi-institutional assessment of factors influencing locomotion and pacing in captive okapis (*Okapia johnstoni*). *Journal of Applied Animal Welfare Science*, **18**, S43-S61.
- 135 Lutz, C., Well, A. & Novak, M. (2003) Stereotypic and self-injurious behavior in rhesus macaques: a survey and retrospective analysis of environment and early experience. *American Journal of Primatology*, **60**, 1-15.
- 136 Wilson, M.L., Bloomsmith, M.A. & Maple, T.L. (2004) Stereotypic swaying and serum cortisol concentrations in three captive African elephants (*Loxodonta africana*). *Animal Welfare*, **13**, 39-43.
- 137 Dornbusch, T. 2016. Untersuchungen der Stereotypie bei Elefanten. *Das Elefanten-Magazin*, **28**, 77-79.
- 138 Rees, P.A. (2009) The sizes of elephant groups in zoos: implications for elephant welfare. *Journal of Applied Animal Welfare Science*, **12**, 44-60.
- 139 Haspelslagh, M., Stevens, J.M.G., De Groot, E., Dewulf, J., Kalmar, I.D. & Moons, C.P.H. (2013) A survey of foot problems, stereotypic behaviour and floor type in Asian elephants (*Elephas maximus*) in European zoos. *Animal Welfare*, **22**, 437-443.
- 140 Varadharajan, V., Krishnamoorthy, T. & Nagarajan, B. (2016) Prevalence of stereotypies and its possible causes among captive Asian elephants (*Elephas maximus*) in Tamil Nadu, India. *Applied Animal Behaviour Science*, in press.
- 141 Honess, P.E., Gimpel, J.L., Wolfensohn, S.E. & Mason, G.J. (2005) Alopecia scoring: the quantitative assessment of hair loss in captive macaques. *Alternatives to Laboratory Animals*, **33**, 193-206.
- 142 Tarou, L.R., Bloomsmith, M.A. & Maple, T.L. (2005) Survey of stereotypic behavior in prosimians. *American Journal of Primatology*, **65**, 181-196.
- 143 Hosey, G.R. & Skyner, L.J. (2007) Self-injurious behavior in zoo primates. *International Journal of Primatology*, **28**, 1431-1437.
- 144 Garner, J.P., Meehan, C.L., Famula, T.R. & Mench, J.A. (2006) Genetic, environmental, and neighbor effects on the severity of stereotypies and feather picking in orange-winged Amazon parrots (*Amazona amazonica*): an epidemiological study. *Applied Animal Behaviour Science*, **96**, 153-168.
- 145 van Zeeland, Y.R.A., Spruit, B.M., Rodenburg, T.B., Riedstra, B., van Hierden, Y.M., Buitenhuis, B., Korte, S.M. & Lumeij, J.T. (2009) Feather damaging behaviour in parrots: a review with consideration of comparative aspects. *Applied Animal Behaviour Science*, **121**, 75-95.

- 146 Baker, K.C. & Easley, S.P. (1996) An analysis of regurgitation and reingestion in captive chimpanzees. *Applied Animal Behaviour Science*, **49**, 403-415.
- 147 Hill, S.P. (2009) Do gorillas regurgitate potentially-injurious stomach acid during 'regurgitation and reingestion?' *Animal Welfare*, **18**, 123-127.
- 148 Smith, S.P. & Forbes, N.A. (2009) A novel technique for prevention of self-mutilation in three Harris' hawks (*Pavabuteo unicinctus*). *Journal of Avian Medicine and Surgery*, **23**, 49-52.
- 149 Hunter, S.A., Bay, M.S., Martin, M.L. & Hatfield, J.S. (2002) Behavioral effects of environmental enrichment on harbor seals (*Phoca vitulina concolor*) and gray seals (*Halichoerus grypus*). *Zoo Biology*, **21**, 375-387.
- 150 Morabito, P. & Bashaw, M.J. (2012) A survey of abnormal repetitive behaviors in North American river otters housed in zoos. *Journal of Applied Animal Welfare Science*, **15**, 208-221.
- 151 Casamitjana, J. (2004). *Aquatic zoos: a critical study of UK public aquaria in the year 2004*. London: Captive Animals' Protection Society. www.captiveanimals.org/wp-content/uploads/2011/02/Aquatic-Zoos.pdf.
- 152 Bashaw, M.J., Tarou, L.R., Maki, T.S. & Maple, T.L. (2001) A survey assessment of variables related to stereotypy in captive giraffe and okapi. *Applied Animal Behaviour Science*, **73**, 235-247.
- 153 Shepherdson, D., Lewis, K., Carlstead, K. & Bauman, J. (2005) Multiple measures in multiple zoos: a strategy for assessing well-being and behavioral abnormalities in zoo polar bears and other species. Clum, N., Silver, S. & Thomas, P. (eds) *Proceedings of the seventh international conference on environmental enrichment*, pp. 145-146. New York: Wildlife Conservation Society.
- 154 Shepherdson, D., Lewis, K.D., Carlstead, K., Bauman, J. & Perrin, N. (2013) Individual and environmental factors associated with stereotypic behavior and fecal glucocorticoid metabolite levels in zoo housed polar bears. *Applied Animal Behaviour Science*, **147**, 268-277.
- 155 Jeppesen, L.L., Heller, K.E. & Dalsgaard, T. (2000) Effects of early weaning and housing conditions on the development of stereotypies in farmed mink. *Applied Animal Behaviour Science*, **68**, 85-92.
- 156 Maślak, R., Sergiel, A., Bowles, D. & Paško, Ł. (2016) The welfare of bears in zoos: a case study of Poland. *Journal of Applied Animal Welfare Science*, **19**, 24-36.
- 157 Kumar, R., Panda, S. & Acharya, U.R. (2014) Study on activity pattern and incidence of stereotypic behavior in captive tigers. *Journal of Veterinary Behavior: Clinical Applications and Research*, **9**, 172-176.
- 158 Schmid, J. (1995) Keeping circus elephants temporarily in paddocks - the effects on their behaviour. *Animal Welfare*, **4**, 87-101.
- 159 Friend, T.H. (1999) Behavior of picketed circus elephants. *Applied Animal Behaviour Science*, **62**, 73-88.
- 160 Gruber, T.M., Friend, T.H., Gardner, J.M., Packard, J.M., Beaver, B. & Bushong, D. (2000) Variation in stereotypic behavior related to restraint in circus elephants. *Zoo Biology*, **19**, 209-221.
- 161 Dornbusch, T. (2012) Gedanken eines Biologen Teil 2 Stereotypie. *Das Elefanten-Magazin*, **22**, 36-37.
- 162 Mallapur, A. & Choudhury, B.C. (2003) Behavioral abnormalities in captive nonhuman primates. *Journal of Applied Animal Welfare Science*, **6**, 275-284.
- 163 Mallapur, A. (2005) Managing primates in zoos: lessons from animal behaviour. *Current Science*, **89**, 1214-1219.
- 164 Anon. (1998) *A report into the welfare of circus animals in England and Wales*. Horsham, Sussex: Circus Working Group.
- 165 Clubb, R. & Mason, G. (2003) Captivity effects on wide-ranging carnivores. *Nature*, **425**, 473-474.
- 166 Clubb, R. & Mason, G.J. (2007) Natural behavioural biology as a risk factor in carnivore welfare: how analysing species differences could help zoos improve enclosures. *Applied Animal Behaviour Science*, **102**, 303-328.
- 167 Krawczel, P.D., Friend, T.H. & Windom, A. (2005) Stereotypic behavior of circus tigers: effects of performance. *Applied Animal Behaviour Science*, **95**, 189-198.
- 168 de Mel, R.K., Weerakoon, D.K. & Ratnasooriya, W.D. (2013) A comparison of stereotypic behaviour in Asian elephants at three different institutions in Sri Lanka. *Gajah*, **38**, 25-29.
- 169 Nash, L.T., Fritz, J., Alford, P.A. & Brent, L. (1999) Variables influencing the origins of diverse abnormal behaviors in a large sample of captive chimpanzees (*Pan troglodytes*). *American Journal of Primatology*, **48**, 15-29.
- 170 Walsh, S., Bramblett, C.A. & Alford, P.L. (1982) A vocabulary of abnormal behaviors in restrictively reared chimpanzees. *American Journal of Primatology*, **3**, 315-319.
- 171 Kranendonk, G. & Schippers, E.P. (2014) A pilot study on the effects of a change in behavioural management on the behaviour of captive chimpanzees (*Pan troglodytes*). *Applied Animal Behaviour Science*, **160**, 127-137.
- 172 Whiteside, D.P. (2009) Nutrition and behavior of coatis and raccoons. *Veterinary Clinics: Exotic Animal Practice*, **12**, 187-195.
- 173 Rees, P.A. (2009) Activity budgets and the relationship between feeding and stereotypic behaviors in Asian elephants (*Elephas maximus*) in a zoo. *Zoo Biology*, **28**, 79-97.
- 174 Hasenjager, M.J. & Bergl, R.A. (2015) Environmental conditions associated with repetitive behavior in a group of African elephants. *Zoo Biology*, **34**, 201-210.
- 175 Hönig, D. & Gusset, M. (2010) A test of multiple hypotheses on the occurrence of stereotypic behaviour in big cats at Leipzig Zoo. *Zoologische Garten*, **79**, 38-52.
- 176 Joury, P., Le Blanc, A., Treviglio, E., Bouchet, C., Jourdan, C., Mahtali, C., Maillot, A., Alerte, V. & Lacave, G. (2013) Solving a life-threatening regurgitation problem in a California sea lion through training and satiation. *Proceedings of the Annual International Marine Animal Trainer's Annual Conference*, **38**, 39-46.

- 177 Duggan, G., Burn, C.C. & Clauss, M. (2015) Nocturnal behavior in captive giraffe (*Giraffa camelopardalis*) - a pilot study. *Zoo Biology*, **5**, 1-5.
- 178 Swaisgood, R.R. & Shepherdson, D.J. (2005) Scientific approaches to enrichment and stereotypes in zoo animals: what's been done and where should we go next? *Zoo Biology*, **24**, 499-518.
- 179 Nevill, C.H. & Friend, T.H. (2006) A preliminary study on the effects of limited access to an exercise pen on stereotypic pacing in circus tigers. *Applied Animal Behaviour Science*, **101**, 355-361.
- 180 Nevill, C.H., Friend, T.H. & Windom, A.G. (2010) An evaluation of exercise pen use by circus tigers (*Panthera tigris tigris*). *Journal of Applied Animal Welfare Science*, **13**, 164-173.
- 181 English, M., Kaplan, G. & Rogers, L.J. (2014) Is painting by elephants in zoos as enriching as we are led to believe? *PeerJ*, **2**, e471.
- 182 Kelly, K.R., Harrison, M.L., Size, D.D. & MacDonald, S.E. (2015) Individual effects of seasonal changes, visitor density, and concurrent bear behavior on stereotypical behaviors in captive polar bears (*Ursus maritimus*). *Journal of Applied Animal Welfare Science*, **18**, 17-31.
- 183 Smith, B.P. & Litchfield, C.A. (2010) An empirical case study examining effectiveness of environmental enrichment in two captive Australian sea lions (*Neophoca cinerea*). *Journal of Applied Animal Welfare Science*, **13**, 103-122.
- 184 Hogan, L.A., Johnston, S.D., Lisle, A., Horsup, A.B., Janssen, T. & Phillips, C.J.C. (2010) Stereotypies and environmental enrichment in captive southern hairy-nosed wombats, *Lasiornhinus latifrons*. *Applied Animal Behaviour Science*, **126**, 85-95.
- 185 Gottlieb, D.H., Capitanio, J.P. & McCowan, B. (2013) Risk factors for stereotypic behaviour and self-biting in rhesus macaques (*Macaca mulatta*): animal's history, current environment, and personality. *American Journal of Primatology*, **75**, 995-1008.
- 186 Rees, P.A. (2004) Low environmental temperature causes an increase in stereotypic behaviour in captive Asian elephants (*Elephas maximus*). *Journal of Thermal Biology*, **29**, 37-43.
- 187 Anderson, C., Arun, A.S. & Jensen, P. (2010) Habituation to environmental enrichment in captive sloth bears-effect on stereotypies. *Zoo Biology*, **29**, 705-714.
- 188 Broom, D.M. (2007) Welfare in relation to feelings, stress and health. *Revista Electrónica de Veterinaria*, **8(12B)**, 1695-7504.
- 189 McMillan, F.D. (2002) Development of a mental wellness program for animals. *Journal of the American Veterinary Medical Association*, **220**, 965-972.
- 190 Boissy, A., Manteuffel, G., Jensen, M.B., Moe, R.O., Spruijt, B., Keeling, L.J., Winckler, C., Forkman, B., Dimitrov, I., Langbein, J., Bakken, M., Veissier, I. & Aubert, A. (2007) Assessment of positive emotions in animals to improve their welfare. *Physiology and Behavior*, **92**, 375-397.
- 191 Duncan, I.J. & Petherick, J.C. (1991) The implications of cognitive processes for animal welfare. *Journal of Animal Science*, **69**, 5017-5022.
- 192 Fraser, D. (2009) Animal behaviour, animal welfare and the scientific study of affect. *Applied Animal Behaviour Science*, **118**, 108-117.
- 193 Bekoff, M. (2000) Animal emotions: exploring passionate natures. Current interdisciplinary research provides compelling evidence that many animals experience such emotions as joy, fear, love, despair, and grief - we are not alone. *BioScience*, **50**, 861-870.
- 194 Špinka, M. (2012) Social dimension of emotions and its implication for animal welfare. *Applied Animal Behaviour Science*, **138**, 170-181.
- 195 Short, C.E. (1998) Fundamentals of pain perception in animals. *Applied Animal Behaviour Science*, **59**, 125-133.
- 196 Sherwin, C.M. (2001) Can invertebrates suffer? Or, how robust is argument-by-analogy? *Animal Welfare*, **10**, 103-118.
- 197 Chandroo, K.P., Duncan, I.J.H. & Moccia, R.D. (2004) Can fish suffer?: Perspectives on sentience, pain, fear and stress. *Applied Animal Behaviour Science*, **86**, 225-250.
- 198 Elwood, R.W. & Appel, M. (2009) Pain experience in hermit crabs? *Animal Behaviour*, **77**, 1243-1246.
- 199 Sneddon, L.U., Elwood, R.W., Adamo, S.A. & Leach, M.C. (2014) Defining and assessing animal pain. *Animal Behaviour*, **97**, 201-212.
- 200 Bates, L.A., Lee, P.C., Nijraini, N., Sayialel, S., Moss, C.J. & Byrne, R.W. (2008) Do elephants show empathy? *Journal of Consciousness Studies*, **15**, 204-225.
- 201 Plotnik, J.M. & de Waal, F.B.M. (2014) Asian elephants (*Elephas maximus*) reassure others in distress. *PeerJ*, **2**, e278.
- 202 Mellor, D. (2015) Positive animal welfare states and encouraging environment-focused and animal-to-animal interactive behaviours. *New Zealand Veterinary Journal*, **63**, 9-16.
- 203 Carter, N. (1982) Effects of psycho-physiological stress on captive dolphins. *International Journal for the Study of Animal Problems*, **3**, 193-198.
- 204 Plotnik, J.M., Lair, R., Suphachoksakun, W. & de Waal, F.B.M. (2011) Elephants know when they need a helping trunk in a cooperative task. *Proceedings of the National Academy of Sciences*, **108**, 5116-5121.
- 205 Bradshaw, G.A., Schore, A.N., Brown, J.L., Poole, J.H. & Moss, C.J. (2005) Elephant breakdown. *Nature*, **433**, 807.
- 206 Bradshaw, G.A., Capaldo, T., Lindner, L. & Grow, G. (2008) Building an inner sanctuary: complex PTSD in chimpanzees. *Journal of Trauma and Dissociation*, **9**, 9-34.
- 207 Ferdowsian, H.R., Durham, D.L., Kimwele, C., Kranendonk, G., Otali, E., Akugizibwe, T., Mulcahy, J.B., Ajarova, L. & Johnson, C.M. (2011) Signs of mood and anxiety disorders in chimpanzees. *PLoS One*, **6(6)**, e19855.

- 208** Weary, D.M., Niel, L., Flower, F.C. & Fraser, D. (2006) Identifying and preventing pain in animals. *Applied Animal Behaviour Science*, **100**, 64-76.
- 209** Watters, J.V. (2014) Searching for behavioral indicators of welfare in zoos: uncovering anticipatory behavior. *Zoo Biology*, **33**, 251-256.
- 210** Yeates, J.W. (2011) Is "a life worth living" a concept worth having? *Animal Welfare*, **20**, 397-406.
- 211** Cabanac, M. (1999) Emotion and phylogeny. *Japanese Journal of Physiology*, **49**, 1-10.
- 212** Meagher, R.K. & Mason, G.J. (2012) Environmental enrichment reduces signs of boredom in caged mink. *PLoS One*, **7(11)**, e49180.
- 213** Van der Harst, J.E. & Spruijt, B.M. (2007) Tools to measure and improve animal welfare: reward-related behaviour. *Animal Welfare*, **16**, 67-73.
- 214** Lyons, J., Young, R.J. & Deag, J.M. (1997) The effects of physical characteristics of the environment and feeding regime on the behavior of captive felids. *Zoo Biology*, **16**, 71-83.
- 215** Waitt, C. & Buchanan-Smith, H.M. (2001) What time is feeding? How delays and anticipation of feeding schedules affect stump-tailed macaque behavior. *Applied Animal Behaviour Science*, **75**, 75-85.
- 216** Mallapur, A. & Chellam, R. (2002) Environmental influences on stereotypy and the activity budget of Indian leopards (*Panthera pardus*) in four zoos in Southern India. *Zoo Biology*, **21**, 585-595.
- 217** Elzanowski, A. & Sergiel, A. (2006) Stereotypic behavior of a female Asiatic elephant (*Elephas maximus*) in a zoo. *Journal of Applied Animal Welfare Science*, **9**, 223-232.
- 218** Moe, R.O., Bakken, M., Kittilsen, S., Kingsley-Smith, H. & Spruijt, B.M. (2006) A note on reward-related behaviour and emotional expressions in farmed silver foxes (*Vulpes vulpes*) - basis for a novel tool to study animal welfare. *Applied Animal Behaviour Science*, **101**, 362-368.
- 219** Bassett, L. & Buchanan-Smith, H.M. (2007) Effects of predictability on the welfare of captive animals. *Applied Animal Behaviour Science*, **102**, 223-245.
- 220** Gilbert-Norton, L.B., Leaver, L.A. & Shivik, J.A. (2009) The effect of randomly altering the time and location of feeding on the behaviour of captive coyotes (*Canis latrans*). *Applied Animal Behaviour Science*, **120**, 179-185.
- 221** Quirke, T. & O'Riordan, R.M. (2011) The effect of different types of enrichment on the behaviour of cheetahs (*Acinonyx jubatus*) in captivity. *Applied Animal Behaviour Science*, **133**, 87-94.
- 222** Iossa, G., Soulsbury, C.D. & Harris, S. (2009) Are wild animals suited to a travelling circus life? *Animal Welfare*, **18**, 129-140.
- 223** Casamitjana, J. (2003) *Enclosure size in captive wild mammals: a comparison between UK zoological collections and the wild*. London: Captive Animals' Protection Society. <http://www.captiveanimals.org/2005/zoos/enclosure.pdf>.
- 224** Stroud, P. (2007) Defining issues of space in zoos. *Journal of Veterinary Behavior*, **2**, 219-222.
- 225** Kitchen, A.M. & Martin, A.A. (1996) The effects of cage size and complexity on the behaviour of captive common marmosets, *Callithrix jacchus jacchus*. *Laboratory Animals*, **30**, 317-326.
- 226** Ahola, L., Harri, M., Kasanen, S., Mononen, J. & Pyykonen, T. (2000) Effect of family housing of farmed silver foxes (*Vulpes vulpes*) in outdoor enclosures on some behavioural and physiological parameters. *Canadian Journal of Animal Science*, **80**, 427-434.
- 227** Pomerantz, O., Meiri, S. & Terkel, J. (2013) Socio-ecological factors correlate with levels of stereotypic behavior in zoo-housed primates. *Behavioural Processes*, **98**, 85-91.
- 228** Bashaw, M.J., Kelling, A.S., Bloomsmith, M.A. & Maple, T.L. (2007) Environmental effects on the behavior of zoo-housed lions and tigers, with a case study of the effects of a visual barrier on pacing. *Journal of Applied Animal Welfare Science*, **10**, 95-109.
- 229** Brummer, S.P., Gese, E.M. & Shivik, J.A. (2010) The effect of enclosure type on the behavior and heart rate of captive coyotes. *Applied Animal Behaviour Science*, **125**, 171-180.
- 230** Fanson, K.V. & Wielebnowski, N.C. (2013) Effect of housing and husbandry practices on adrenocortical activity in captive Canada lynx (*Lynx canadensis*). *Animal Welfare*, **22**, 159-165.
- 231** Breton, G. & Barrot, S. (2014) Influence of enclosure size on the distances covered and paced by captive tigers (*Panthera tigris*). *Applied Animal Behaviour Science*, **154**, 66-75.
- 232** Born Free Foundation (2006) *Animal circuses worldwide*. http://www.bornfree.org.uk/fileadmin/user_upload/files/zoo_check/Born_Free_Foundation_-_2006_-_Animal_circuses_worldwide.pdf.
- 233** Nevill, C.H., Friend, T.H. & Toscano, M.J. (2004) Survey of transport environments of circus tigers (*Panthera tigris*). *Journal of Zoo and Wildlife Medicine*, **35**, 167-174.
- 234** Defra (2012) *Guidance on the Welfare of Wild Animals in Travelling Circuses (England) Regulations 2012*. <https://www.gov.uk/.../pb13835-circus-animals-regulation-guidance.pdf>.
- 235** Schaller, G.B. (1967) *The deer and the tiger*. Chicago: University of Chicago Press.
- 236** Barlow, A.C.D., Smith, J.L.D., Ahmad, I.U., Hossain, A.N.M., Rahman, M. & Howlader, A. (2011) Female tiger *Panthera tigris* home range size in the Bangladesh Sundarbans: the value of this mangrove ecosystem for the species' conservation. *Oryx*, **45**, 125-128.
- 237** Rozhnov, V.V., Hernandez-Blanco, J.A., Lukarevskiy, V.S., Naidenko, S.V., Sorokin, P.A., Litvinov, M.N., Kotlyar, A.K. & Pavlov, D.S. (2011) Application of satellite collars to the study of home range and activity of the Amur tiger (*Panthera tigris altaica*). *Biology Bulletin*, **38**, 834-847.
- 238** Broom, D.M. (1983) Stereotypies as animal welfare indicators. In: Smidt, D. (ed.) *Indicators relevant to farm animal welfare*, pp. 81-87. The Netherlands: Springer.

- 239** Boot, R., Leussink, A.B. & Vlug, R.F. (1985) Influence of housing conditions on pregnancy outcome in cynomolgus monkeys (*Macaca fascicularis*). *Laboratory Animal*, **19**, 42-47.
- 240** Leighty, K.A., Soltis, J., Wesolek, C.M., Savage, A., Mellen, J. & Lehnhardt, J. (2009) GPS determination of walking rates in captive African elephants (*Loxodonta africana*). *Zoo Biology*, **28**, 16-28.
- 241** Carlstead, K., Fraser, J., Bennett, C. & Kleiman, D.G. (1999) Black rhinoceros (*Diceros bicornis*) in U.S. zoos: II. Behavior, breeding success, and mortality in relation to housing facilities. *Zoo Biology*, **18**, 35-52.
- 242** Padalino, B., Aube, L., Fatnassi, M., Monaco, D., Khorchani, T., Hammadi, M. & Lacalandra, G.M. (2014) Could dromedary camels develop stereotypy? The first description of stereotypical behaviour in housed male dromedary camels and how it is affected by different management systems. *PLoS One*, **9**(2), e89093.
- 243** Montaudouin, S. & Le Pape, G. (2005) Comparison between 28 zoological parks: stereotypic and social behaviours of captive brown bears (*Ursus arctos*). *Applied Animal Behaviour Science*, **92**, 129-141.
- 244** Quirke, T., Riordan, R.M.O. & Zuur, A. (2012) Factors influencing the prevalence of stereotypical behaviour in captive cheetahs (*Acinonyx jubatus*). *Applied Animal Behaviour Science*, **142**, 189-197.
- 245** Pollard, J.C. & Littlejohn, R.P. (1996) The effects of pen size on the behaviour of farmed red deer stags confined in yards. *Applied Animal Behaviour Science*, **47**, 247-253.
- 246** Baird, B.A., Kuhar, C.W., Lukas, K.E., Amendolagine, L.A., Fuller, G.A., Nemet, J., Willis, M.A. & Schook, M.W. (2016) Program animal welfare: using behavioral and physiological measures to assess the well-being of animals used for education programs in zoos. *Applied Animal Behaviour Science*, in press.
- 247** Harris, M., Sherwin, C. & Harris, S. (2008) *The welfare, housing and husbandry of elephants in UK zoos*. London: Defra. [http://www.savezooelephants.com/pdf/U of Bristol Report.pdf](http://www.savezooelephants.com/pdf/U%20of%20Bristol%20Report.pdf).
- 248** Stead, S.K., Meltzer, D.G. & Palme, R. (2000) The measurement of glucocorticoid concentrations in the serum and faeces of captive African elephants (*Loxodonta africana*) after ACTH stimulation. *Journal of the South African Veterinary Association*, **71**, 192-196.
- 249** Leighty, K.A., Soltis, J. & Savage, A. (2010) GPS assessment of the use of exhibit space and resources by African elephants (*Loxodonta africana*). *Zoo Biology*, **29**, 210-220.
- 250** Garai, M. (1994) The effects of boma design on stress-related behaviour in juvenile translocated African elephants. *Pachyderm*, **18**, 55-60.
- 251** Warwick, C., Arena, P., Lindley, S., Jessop, M. & Steedman, C. (2013) Assessing reptile welfare using behavioural criteria. *In Practice*, **35**, 123-131.
- 252** Wilkinson, S.L. (2015) Reptile wellness management. *Veterinary Clinics: Exotic Animal Practice*, **18**, 281-304.
- 253** Phillips, C.J.C., Jiang, Z., Hatton, A.J., Tribe, A., Le Bouar, M., Guerlin, M. & Murray, P.J. (2011) Environmental enrichment for captive eastern blue-tongue lizards (*Tiliqua scincoides*). *Animal Welfare*, **20**, 377-384.
- 254** Horback, K.M., Miller, L.J., Andrews, J.R.M. & Kuczaj, S.A. (2014) Diurnal and nocturnal activity budgets of zoo elephants in an outdoor facility. *Zoo Biology*, **8**, 1-8.
- 255** Brockett, R.C., Stoinski, T.S., Black, J., Markowitz, T. & Maple, T.L. (1999) Nocturnal behavior in a group of unchained female African elephants. *Zoo Biology*, **18**, 101-109.
- 256** Carlstead, K., Brown, J.L. & Seldensticker, J. (1993) Behavioral and adrenocortical responses to environmental changes in leopard cats (*Felis bengalensis*). *Zoo Biology*, **12**, 321-331.
- 257** Moreira, N., Brown, J.L., Moraes, W., Swanson, W.F. & Monteiro-Filho, E.L.A. (2007) Effect of housing and environmental enrichment on adrenocortical activity, behavior and reproductive cyclicity in the female tigrina (*Leopardus tigrinus*) and margay (*Leopardus wiedii*). *Zoo Biology*, **26**, 441-460.
- 258** Smith, J.L.D. (1993) The role of dispersal in structuring the Chitwan tiger population. *Behaviour*, **124**, 165-195.
- 259** Karanth, K.U. & Sunquist, M.E. (2000) Behavioural correlates of predation by tiger (*Panthera tigris*), leopard (*Panthera pardus*) and dhole (*Cuon alpinus*) in Nagarhole, India. *Journal of Zoology*, **250**, 255-265.
- 260** Hebert, P.L. & Bard, K. (2000) Orangutan use of vertical space in an innovative habitat. *Zoo Biology*, **19**, 239-251.
- 261** Clarence, W.M., Scott, J.P., Dorris, M.C. & Paré, M. (2006) Use of enclosures with functional vertical space by captive rhesus monkeys (*Macaca mulatta*) involved in biomedical research. *Journal of the American Association for Laboratory Animal Science*, **45**, 31-34.
- 262** Ross, S.R. & Lukas, K.E. (2006) Use of space in a non-naturalistic environment by chimpanzees (*Pan troglodytes*) and lowland gorillas (*Gorilla gorilla gorilla*). *Applied Animal Behaviour Science*, **96**, 143-152.
- 263** MacLean, E.L., Prior, S.R., Platt, M.L. & Brannon, E.M. (2009) Primate location preference in a double-tier cage: the effects of illumination and cage height. *Journal of Applied Animal Welfare Science*, **12**, 73-81.
- 264** Ross, S.R., Schapiro, S.J., Hau, J. & Lukas, K.E. (2009) Space use as an indicator of enclosure appropriateness: a novel measure of captive animal welfare. *Applied Animal Behaviour Science*, **121**, 42-50.
- 265** Mallapur, A., Waran, N. & Sinha, A. (2010) Use of enclosure space by captive lion-tailed macaques (*Macaca silenus*) housed in Indian zoos. *Journal of Applied Animal Welfare Science*, **8**, 175-186.
- 266** Duarte, M.H.L., Goulart, V.D.L.R. & Young, R.J. (2012) Designing laboratory marmoset housing: what can we learn from urban marmosets? *Applied Animal Behaviour Science*, **138**, 127-136.

- 267** Anderson, M.R. (2014) Reaching new heights: the effect of an environmentally enhanced outdoor enclosure on gibbons in a zoo setting. *Journal of Applied Animal Welfare Science*, **17**, 216-227.
- 268** Schapiro, S.J. & Bloomsmith, M. (2001) Lower-row caging in a two-tiered housing system does not affect the behaviour of young, singly housed rhesus macaques. *Animal Welfare*, **10**, 387-394.
- 269** Lewis, K.D., Shepherdson, D.J., Owens, T.M. & Keele, M. (2010) A survey of elephant husbandry and foot health in North American zoos. *Zoo Biology*, **29**, 221-236.
- 270** Doyle, R.E., Fisher, A.D., Hinch, G.N., Boissy, A. & Lee, C. (2010) Release from restraint generates a positive judgement bias in sheep. *Applied Animal Behaviour Science*, **122**, 28-34.
- 271** Reinhardt, V., Liss, C. & Stevens, C. (1995) Restraint methods of laboratory non-human primates: a critical review. *Animal Welfare*, **4**, 221-238.
- 272** Wirtu, G., Cole, A., Pope, C.E., Short, C.R., Godke, R.A. & Dresser, B.L. (2005) Behavioral training and hydraulic chute restraint enables handling of eland antelope (*Taurotragus oryx*) without general anesthesia. *Journal of Zoo and Wildlife Medicine*, **36**, 1-11.
- 273** Kreger, M. & Mench, J. (1995) Visitor-animal interactions at the zoo. *Anthrozoös*, **8**, 143-158.
- 274** Kubiak, M. & Forbes, N. (2011) Veterinary care of raptors 2. Musculoskeletal problems. *In Practice*, **33**, 50-57.
- 275** Parry-Jones, J. (1990) Practical and ethical problems of training birds of prey. In: *Animal training: a review and commentary on current practice*, pp. 115-121. Potters Bar, Hertfordshire: Universities Federation for Animal Welfare.
- 276** Terlouw, E.M.C., Lawrence, A.B. & Illius, A.W. (1991) Influences of feeding level and physical restriction on development of stereotypies in sows. *Animal Behaviour*, **42**, 981-991.
- 277** Namboodiri, N., Panicker, K.C. & Cheeran, J.V. (1997) *Practical elephant management: a handbook for mahouts*. Coimbatore, India: Elephant Welfare Association.
- 278** Friend, T.H. & Parker, M.L. (1999) The effect of penning versus picketing on stereotypic behavior of circus elephants. *Applied Animal Behaviour Science*, **64**, 213-225.
- 279** Ramanathan, A. & Mallapur, A. (2008) A visual health assessment of captive Asian elephants (*Elephas maximus*) housed in India. *Journal of Zoo and Wildlife Medicine*, **39**, 148-154.
- 280** Fowler, M.E. (2000) Restraint and handling of camels. *Journal of Camel Practice and Research*, **7**, 77-90.
- 281** Kiley-Worthington, M. (1990) The training of circus animals. In: *Animal training: a review and commentary on current practice*, pp. 65-81. Potters Bar, Hertfordshire: Universities Federation for Animal Welfare.
- 282** Honess, P.E. & Marin, C.M. (2006) Enrichment and aggression in primates. *Neuroscience and Biobehavioral Reviews*, **30**, 413-436.
- 283** Line, S.W., Morgan, K.N., Markowitz, H. & Strong, S. (1990) Increased cage size does not alter heart rate or behavior in female rhesus monkeys. *American Journal of Primatology*, **20**, 107-113.
- 284** Crockett, C.M., Bowers, C.L., Sackett, G.P. & Bowden, D.M. (1993) Urinary cortisol responses of longtailed macaques to five cage sizes, tethering, sedation and room change. *American Journal of Primatology*, **30**, 55-74.
- 285** Thomas, S., Gloyns, R., Angele, C., Barber, N. & Marshall, A. (2001) The effectiveness of a long term environmental enrichment programme for elephants at Paignton Zoo Environmental Park. In: Wehnelt, S. & Hudson, C. (eds) *Proceedings of the 3rd annual symposium on zoo research*, pp. 9-16. Chester: North of England Zoological Society.
- 286** Krishnan, K. & Braude, S. (2014) The effect of visitor group size on stereotypic behaviour and use of available space by captive Asian elephants. *Gajah*, **41**, 3-11.
- 287** Tan, H.M., Ong, S.M., Langat, G., Bahaman, A.R., Sharma, R.S.K. & Sumita, S. (2013) The influence of enclosure design on diurnal activity and stereotypic behaviour in captive Malayan sun bears (*Helarctos malayanus*). *Research in Veterinary Science*, **94**, 228-239.
- 288** Mallapur, A., Qureshi, Q. & Chellam, R. (2002) Enclosure design and space utilization by Indian leopards (*Panthera pardus*) in four zoos in southern India. *Journal of Applied Animal Welfare Science*, **5**, 111-124.
- 289** Law, G. & Reid, A. (2010) Enriching the lives of bears in zoos. *International Zoo Yearbook*, **44**, 65-74.
- 290** Samuelson, M.M. (2015) *Olfactory enrichment in California sea lions (Zalophus californianus)*. PhD thesis. Hattiesburg, Mississippi: University of Southern Mississippi.
- 291** Bortolini, T.S. & Bicca-Marques, J.C. (2011) The effect of environmental enrichment and visitors on the behaviour and welfare of two captive hamadryas baboons (*Papio hamadryas*). *Animal Welfare*, **20**, 573-579.
- 292** Liu, D., Wang, Z., Tian, H., Yu, C., Zhang, G., Wei, R. & Zhang, H. (2003) Behavior of giant pandas (*Ailuropoda melanoleuca*) in captive conditions: gender differences and enclosure effects. *Zoo Biology*, **22**, 77-82.
- 293** Ross, S.R., Wagner, K.E., Schapiro, S.J. & Hau, J. (2010) Ape behavior in two alternating environments: comparing exhibit and short-term holding areas. *American Journal of Primatology*, **72**, 951-959.
- 294** Wilkinson, M., Stirton, C. & McConnachie, A. (2010) Behavioural observations of singly-housed grey short-tailed opossums (*Monodelphis domestica*) in standard and enriched environments. *Laboratory Animals*, **44**, 364-369.

- 295** Wheler, C.L. & Fa, J.E. (1995) Enclosure utilization and activity of Round Island geckos (*Phelsuma guentheri*). *Zoo Biology*, **14**, 361-369.
- 296** Kistler, C., Hegglin, D., Würbel, H. & König, B. (2010) Structural enrichment and enclosure use in an opportunistic carnivore: the red fox (*Vulpes vulpes*). *Animal Welfare*, **19**, 391-400.
- 297** Gurusamy, V., Tribe, A. & Phillips, C.J.C. (2014) Identification of major welfare issues for captive elephant husbandry by stakeholders. *Animal Welfare*, **23**, 11-24.
- 298** Cohn, J.P. (2006) Do elephants belong in zoos? *BioScience*, **56**, 714-717.
- 299** Meller, C.L., Croney, C.C. & Shepherdson, D. (2007) Effects of rubberized flooring on Asian elephant behavior in captivity. *Zoo Biology*, **26**, 51-61.
- 300** Boyle, S.A., Roberts, B., Pope, B.M., Blake, M.R., Leavelle, S.E., Marshall, J.J., Smith, A., Hadicke, A., Falcone, J.F., Knott, K. & Kouba, A.J. (2015) Assessment of flooring renovations on African elephant (*Loxodonta africana*) behavior and glucocorticoid response. *PLoS One*, **10(11)**, e0141009.
- 301** McKay, G.M. (1973). Behavior and ecology of the Asiatic elephant in southeastern Ceylon. *Smithsonian Contributions to Zoology*, **125**, 1-113.
- 302** Rees, P.A. (2002) Asian elephants (*Elephas maximus*) dust bathe in response to an increase in environmental temperature. *Journal of Thermal Biology*, **27**, 353-358.
- 303** Samson, D.R. (2015) Pre-sleep and sleeping platform construction behavior in captive orangutans (*Pongo* spp.): implications for ape health and welfare. *Folia Primatologica*, **86**, 187-202.
- 304** Lukas, K.E. & Ross, S.R. (2014) Naturalistic exhibits may be more effective than traditional exhibits at improving zoo-visitor attitudes toward African apes. *Anthrozoös*, **27**, 435-455.
- 305** Lampert, R.M.S., de Azevedo, C.V.M. & Menezes, A.A.L. (2011) Influence of different light intensities on the daily grooming distribution of common marmosets *Callithrix jacchus*. *Folia Primatologica*, **82**, 131-142.
- 306** Laing, C.J., Trube, A., Shea, G.M. & Fraser, D.R. (2001) The requirement for natural sunlight to prevent vitamin D deficiency in iguanian lizards. *Journal of Zoo and Wildlife Medicine*, **32**, 342-348.
- 307** Mans, C. & Braun, J. (2014) Update on common nutritional disorders of captive reptiles. *Veterinary Clinics: Exotic Animal Practice*, **17**, 369-395.
- 308** Maddocks, S.A., Cuthill, I.C., Goldsmith, A.R. & Sherwin, C.M. (2001) Behavioural and physiological effects of absence of ultraviolet wavelengths for domestic chicks. *Animal Behaviour*, **62**, 1013-1019.
- 309** Maddocks, S.A., Goldsmith, A.R. & Cuthill, I.C. (2002) Behavioural and physiological effects of absence of ultraviolet wavelengths on European starlings *Sturnus vulgaris*. *Journal of Avian Biology*, **33**, 103-106.
- 310** Ross, M.R., Gillespie, K.L., Hopper, L.M., Bloomsmith, M.A. & Maple, T.L. (2013) Differential preference for ultraviolet light among captive birds from three ecological habitats. *Applied Animal Behaviour Science*, **147**, 278-285.
- 311** Evans, J.E., Smith, E.L., Bennett, A.T.D., Cuthill, I.C. & Buchanan, K.L. (2012) Short-term physiological and behavioural effects of high- versus low-frequency fluorescent light on captive birds. *Animal Behaviour*, **83**, 25-33.
- 312** Greenwood, V.J., Smith, E.L., Goldsmith, A.R., Cuthill, I.C., Crisp, L.H., Walter-Swan, M.B. & Bennett, A.T.D. (2004) Does the flicker frequency of fluorescent lighting affect the welfare of captive European starlings? *Applied Animal Behaviour Science*, **86**, 145-159.
- 313** Evans, J.E., Cuthill, I.C. & Bennett, A.T.D. (2006) The effect of flicker from fluorescent lights on mate choice in captive birds. *Animal Behaviour*, **72**, 393-400.
- 314** Dominoni, D., Quetting, M. & Partecke, J. (2013) Artificial light at night advances avian reproductive physiology. *Proceedings of the Royal Society of London*, **280B**, 20123017.
- 315** Hopster, H. & de Jong, I. (2014) *Welfare of sea lions in travelling circuses*. Livestock Research Report 770. Lelystad, the Netherlands: Wageningen UR. https://www.eerstekamer.nl/.../welfare_of_sea_lions_in_travelling...=/vjqjna21yyzz.pdf.
- 316** Benesch, A.R. (2007) *Chronoethological assessment of well-being and husbandry in captive koalas Phascolarctos cinereus, Goldfuss 1817*. PhD thesis. Frankfurt am Main, Germany: Johann-Wolfgang-Goethe-Universität.
- 317** Ewert, J.-P., Cooper, J.E., Langton, T., Matz, G., Reilly, K. & Schwantje, H. (2004) *Background information on the species-specific proposals for reptiles presented by the expert group on amphibians and reptiles*. Working Party for the preparation of the fourth multilateral consultation of parties to the European Convention for the protection of vertebrate animals used for experimental and other scientific purposes. 8th Meeting of the Working Party, Strasbourg, 22-24 September 2004. http://www.coe.int/t/e/legal_affairs/legal_co-operation/biological_safety_and_use_of_animals/laboratory_animals/GT%20123_2004_15_PartB_Reptiles.pdf.
- 318** Johnson-Delaney, C.A. (2014) Captive marsupial nutrition. *Veterinary Clinics: Exotic Animal Practice*, **17**, 415-447.
- 319** Wright, K. & Edwards, M.S. (2009) Considerations for kinkajou captive diets. *Veterinary Clinics: Exotic Animal Practice* **12**, 171-185.
- 320** Reiter, S. (2010) *Effects of positive reinforcement training on stereotypic behavior in giraffes (Giraffa camelopardalis)*. Masterarbeit thesis. Vienna: Universität Wien.
- 321** Simonson, J.L. & Ross, C. (2007) Visitor and abiotic affects on self-directed behaviour of squirrel monkeys (*Saimiri boliviensis*): a look at two London zoos. In: Hartley, A. & Forbes, S.K. (eds) *Proceedings of the 9th Annual Symposium on Zoo Research*, pp. 31-40. London: BIAZA.

- 322** Barnes, R., Greene, K., Holland, J. & Lamm, M. (2002) Management and husbandry of duikers at the Los Angeles Zoo. *Zoo Biology*, **21**, 107-121.
- 323** Soulsbury, C.D., Iossa, G., Kennell, S. & Harris, S. (2009) The welfare and suitability of primates kept as pets. *Journal of Applied Animal Welfare Science*, **12**, 1-20.
- 324** Previti, A., Guercio, B. & Passantino, A. (2016) Protection of farmed camels (*Camelus dromedarius*): welfare problems and legislative perspective. *Animal Science Journal*, **87**, 183-189.
- 325** Schneider, M. (2015) *Behavioural and autonomic thermoregulation in Malayan sun bears (Helarctos malayanus) and polar bears (Ursus maritimus)*. PhD thesis. Köln, Germany: Universität zu Köln.
- 326** Weissenböck, N.M., Arnold, W. & Ruf, T. (2012) Taking the heat: thermoregulation in Asian elephants under different climatic conditions. *Journal of Comparative Physiology B*, **182**, 311-319.
- 327** Kinahan, A.A., Pimm, S.L. & van Aarde, R.J. (2007) Ambient temperature as a determinant of landscape use in the savanna elephant, *Loxodonta africana*. *Journal of Thermal Biology*, **32**, 47-58.
- 328** Mikota, S.K., Peddie, L., Peddie, J., Isaza, R., Dunker, F., West, G., Lindsay, W., Larsen, R.S., Salman, M.D., Chatterjee, D., Payeur, J., Whipple, D., Thoen, C., Davis, D.S., Sedgwick, C., Montali, R.J., Ziccardi, M. Maslow, J. (2001) Epidemiology and diagnosis of *Mycobacterium tuberculosis* in captive Asian elephants (*Elephas maximus*). *Journal of Zoo and Wildlife Medicine*, **32**, 1-16.
- 329** Poole, J.H. & Moss, C.J. (2008) Elephant sociality and complexity: the scientific evidence. In: Wemmer, C. & Christen, C.A. (eds) *Elephants and ethics - toward a morality of coexistence*, pp. 69-98. Baltimore: Johns Hopkins University Press.
- 330** Young, T., Finegan, E. & Brown, R.D. (2013) Effects of summer microclimates on behavior of lions and tigers in zoos. *International Journal of Biometeorology*, **57**, 381-390.
- 331** Cole, M. (1999) *The bear essentials: a survey of captive American black bears in Ontario*. Toronto, Ontario: Zoocheck Canada. www.zoocheck.com/wp-content/uploads/2015/.../The-Bear-Essentials.pdf.
- 332** Newberry, R.C. (1995) Environmental enrichment: Increasing the biological relevance of captive environments. *Applied Animal Behaviour Science*, **44**, 229-243.
- 333** Renner, M.J. & Lussier, J.P. (2002) Environmental enrichment for the captive spectacled bear (*Tremarctos ornatus*). *Pharmacology Biochemistry and Behavior*, **73**, 279-283.
- 334** Cimino, R. (1994) Cooperative elephant breeding between zoos and circuses - a realistic proposal? *International Zoo News*, **254**, 29-34.
- 335** Shepherdson, D. (1999) Environmental enrichment for elephants: current status and future directions. *Journal of the Elephant Managers Association*, **10**, 69-77.
- 336** Coelho, C.M., de Azevedo, C.S. & Young, R.J. (2012) Behavioral responses of maned wolves (*Chrysocyon brachyurus*, Canidae) to different categories of environmental enrichment stimuli and their implications for successful reintroduction. *Zoo Biology*, **31**, 453-469.
- 337** de Azevedo, C.S., Cipreste, C.F. & Young, R.J. (2007) Environmental enrichment: a GAP analysis. *Applied Animal Behaviour Science*, **102**, 329-343.
- 338** Rose, J.D. (2002) The neurobehavioral nature of fishes and the question of awareness and pain. *Reviews in Fisheries Science*, **10**, 1-38.
- 339** Therrien, C.L., Gaster, L., Cunningham-Smith, P. & Manire, C.A. (2007) Experimental evaluation of environmental enrichment of sea turtles. *Zoo Biology*, **26**, 407-416.
- 340** Shyne, A. (2006) Meta-analytic review of the effects of enrichment on stereotypic behavior in zoo mammals. *Zoo Biology*, **25**, 317-337.
- 341** Fernandez, L.T., Bashaw, M.J., Sartor, R.L., Bouwens, N.R. & Maki, T.S. (2008) Tongue twisters: feeding enrichment to reduce oral stereotypy in giraffe. *Zoo Biology*, **27**, 200-212.
- 342** Díez-León, M., Bowman, J., Bursian, S., Filion, H., Galicia, D., Kanefsky, J., Napolitano, A., Palme, R., Schulte-Hostedde, A., Scribner, K. & Mason, G. (2013) Environmentally enriched male mink gain more copulations than stereotypic, barren-reared competitors. *PLoS One*, **8(11)**, e80494.
- 343** Meagher, R.K., Ahloy Dallaire, J., Campbell, D.L.M., Ross, M., Møller, S.H., Hansen, S.W., Díez-León, M., Palme, R. & Mason, G.J. (2014) Benefits of a ball and chain: simple environmental enrichments improve welfare and reproductive success in farmed American mink (*Neovison vison*). *PLoS One*, **9(11)**, e110589.
- 344** Mollá, M.I., Quevedo, M.A. & Castro, F. (2011) Bobcat (*Lynx rufus*) breeding in captivity: the importance of environmental enrichment. *Journal of Applied Animal Welfare Science*, **14**, 85-95.
- 345** Ventura, R. & Buchanan-Smith, H.M. (2003) Physical environmental effects on infant care and development in captive *Callithrix jacchus*. *International Journal of Primatology*, **24**, 399-413.
- 346** Meehan, C.L. & Mench, J.A. (2002) Environmental enrichment affects the fear and exploratory responses to novelty of young Amazon parrots. *Applied Animal Behaviour Science*, **79**, 75-88.
- 347** Schapiro, S.J., Bloomsmith, M.A., Porter, L.M. & Suarez, S.A. (1996) Enrichment effects on rhesus monkeys successively housed singly, in pairs, and in groups. *Applied Animal Behaviour Science*, **48**, 159-172.
- 348** Schapiro, S.J., Suarez, S.A., Porter, L.M. & Bloomsmith, M.A. (1996) The effects of different types of feeding enhancements on the behaviour of single-caged, yearling rhesus macaques. *Animal Welfare*, **5**, 129-138.

- 349** Schapiro, S.J., Bloomsmith, M.A., Suarez, S.A. & Porter, L.M. (1997) A comparison of the effects of simple versus complex environmental enrichment on the behaviour of group-housed, subadult rhesus macaques. *Animal Welfare*, **6**, 17-28.
- 350** Burghardt, G.M. & Krause, M.A. (1999) Plasticity of foraging behavior in neonatal garter snakes. *Journal of Comparative Psychology*, **113**, 277-285.
- 351** Manrod, J.D., Hartdegen, R. & Burghardt, G.M. (2008) Rapid solving of a problem apparatus by juvenile black-throated monitor lizards (*Varanus albigularis albigularis*). *Animal Cognition*, **11**, 267-273.
- 352** Torreilles, S.L. & Green, S.L. (2007) Refuge cover decreases the incidence of bite wounds in laboratory South African clawed frogs (*Xenopus laevis*). *Journal of the American Association for Laboratory Animal Science*, **46**, 33-36.
- 353** Frézard, A. & Le Pape, G. (2003) Contribution to the welfare of captive wolves (*Canis lupus lupus*): a behavioral comparison of six wolf packs. *Zoo Biology*, **22**, 33-44.
- 354** Anderson, U.S., Benne, M., Bloomsmith, M.A. & Maple, T.L. (2002) Retreat space and human visitor density moderate undesirable behavior in petting zoo animals. *Journal of Applied Animal Welfare Science*, **5**, 125-137.
- 355** Mononen, J., Kasanen, S., Harri, M., Sepponen, J. & Rekilä, T. (2001) The effects of elevated platforms and concealment screens on the welfare of blue foxes. *Animal Welfare*, **10**, 373-385.
- 356** Blaney, E.C. & Wells, D.L. (2004) The influence of a camouflage net barrier on the behaviour, welfare and public perceptions of zoo-housed gorillas. *Animal Welfare*, **13**, 111-118.
- 357** Lindblom, E. (2014) *The effect of visual barriers, outdoor housing and feeding enrichment on the behaviour of drills (Mandrillus leucophaeus) at Parken Zoo*. Master's thesis. Linköping, Sweden: Linköpings universitet.
- 358** Sherwen, S.L., Harvey, T.J., Magrath, M.J.L., Butler, K.L., Fanson, K.V. & Hemsforth, P.H. (2015) Effects of visual contact with zoo visitors on black-capped capuchin welfare. *Applied Animal Behaviour Science*, **167**, 65-73.
- 359** Farrand, A. (2007) *The effect of zoo visitors on the behaviour and welfare of zoo mammals*. PhD thesis. Stirling: University of Stirling.
- 360** Harri, M., Mononen, J., Korhonen, H. & Haapanen, K. (1991) A study of the use of resting platforms by farmed blue foxes. *Applied Animal Behaviour Science*, **30**, 125-139.
- 361** Healy, E. & Marples, N. (2000) The effect of enclosure complexity on activity levels and stereotypic behaviour of three species of the genus *Panthera* at Dublin Zoo. In: Plowman, A.B. (ed.) *Proceedings of the 2nd annual symposium on zoo research*, pp. 35-41. London: Federation of Zoological Gardens of Great Britain and Ireland.
- 362** Verdade, L.M., Piña, C.I. & Araújo, J.L.O. (2006) Diurnal use of space by captive adult broad-snouted caiman (*Caiman latirostris*): implications for pen design. *Aquaculture*, **251**, 333-339.
- 363** Cooper, J.E. (1968) The trained falcon in health and disease. *Journal of Small Animal Practice*, **9**, 559-566.
- 364** Blowers, T.E., Waterman, J.M., Kuhar, C.W. & Bettinger, T.L. (2012) Female Nile hippopotamus (*Hippopotamus amphibius*) space use in a naturalistic exhibit. *Zoo Biology*, **31**, 129-136.
- 365** Gronqvist, G., Kingston-Jones, M., May, A. & Lehmann, J. (2013) The effects of three types of environmental enrichment on the behaviour of captive Javan gibbons (*Hylobates moloch*). *Applied Animal Behaviour Science*, **147**, 214-223.
- 366** Wells, D.L., Hepper, P.G., Coleman, D. & Challis, M.G. (2007) A note on the effect of olfactory stimulation on the behaviour and welfare of zoo-housed gorillas. *Applied Animal Behaviour Science*, **106**, 155-160.
- 367** Myles, S. & Montrose, T. (2015) The effects of olfactory stimulation on the behaviour of captive meerkats (*Suricata suricatta*). *Journal of Aquarium Research*, **3**, 37-42.
- 368** March, K.S. (1980) Deer, bears, and blood: a note on nonhuman animal response to menstrual odor. *American Anthropologist*, **82**, 125-127.
- 369** Nunley, M.C. (1981) Response of deer to human blood odor. *American Anthropologist*, **83**, 630-634.
- 370** Buchanan-Smith, H.M., Anderson, D.A. & Ryan, C.W. (1993) Responses of cotton-top tamarins (*Saguinus oedipus*) to faecal scents of predators and non-predators. *Animal Welfare*, **2**, 17-32.
- 371** Boon, M. (2003) Goeldi's monkeys (*Callimico goeldii*): olfactory enrichment to stimulate natural behaviour and greater activity. In: Gilbert, T.C. (ed.) *Proceedings of the 5th annual symposium on zoo research*, pp. 212-224. Winchester: Federation of Zoological Gardens of Great Britain and Ireland.
- 372** Clark, F.E. & Melfi, V.A. (2012) Environmental enrichment for a mixed-species nocturnal mammal exhibit. *Zoo Biology*, **31**, 397-413.
- 373** Powell, D.M. (1995) Preliminary evaluation of environmental enrichment techniques for African lions (*Panthera leo*). *Animal Welfare*, **4**, 361-370.
- 374** Schuett, E. & Frase, B. (2001) Making scents: using the olfactory senses for lion enrichment. *Shape of Enrichment*, **10**, 1-3.
- 375** Rafacz, M.L. & Santymire, R.M. (2014) Using odor cues to elicit a behavioral and hormonal response in zoo-housed African wild dogs. *Zoo Biology*, **33**, 144-149.
- 376** Nilsson, S., Johanna, S., Amundin, M., Hartmann, C., Buettner, A. & Laska, M. (2014) Behavioral responses to mammalian blood odor and a blood odor component in four species of large carnivores. *PLoS One*, **9(11)**, e0112694.
- 377** Skibieli, A.L., Trevino, H.S. & Naugher, K. (2007) Comparison of several types of enrichment for captive felids. *Zoo Biology*, **26**, 371-381.

- 378** Van Metter, J.E., Harriger, M.D. & Bolen, R.H. (2008) Environmental enrichment utilizing stimulus objects for African lions (*Panthera leo leo*) and Sumatran tigers (*Panthera tigris sumatrae*). *BioScience*, **79**, 7-16.
- 379** Rosandher, Å. (2009) *Olfactory enrichment for captive snow leopards* (*Uncia uncia*). MSc thesis. Linköping, Sweden: Linköpings universitet.
- 380** Resende, L. de S., Pedretti Gomes, K.C., Andriolo, A., Genaro, G., Remy, G.L. & de Almeida Ramos, V. (2011). Influence of cinnamon and catnip on the stereotypical pacing of oncilla cats (*Leopardus tigrinus*) in captivity. *Journal of Applied Animal Welfare Science*, **14**, 247-254.
- 381** Wells, D.L. & Egli, J.M. (2004) The influence of olfactory enrichment on the behaviour of captive black-footed cats, *Felis nigripes*. *Applied Animal Behaviour Science*, **85**, 107-119.
- 382** Yu, S., Jiang, Z., Zhu, H., Li, C., Zhang, E., Zhang, J. & Harrington, C. (2009) Effects of odors on behaviors of captive Amur leopards *Panthera pardus orientalis*. *Current Zoology*, **55**, 20-27.
- 383** Burn, C.C., Peters, A., Day, M.J. & Mason, G.J. (2006) Long-term effects of cage-cleaning frequency and bedding type on laboratory rat health, welfare, and handleability: a cross-laboratory study. *Laboratory Animals*, **40**, 353-370.
- 384** Burn, C.C. & Mason, G.J. (2008) Effects of cage-cleaning frequency on laboratory rat reproduction, cannibalism, and welfare. *Applied Animal Behaviour Science*, **114**, 235-247.
- 385** Ogden, J.J., Lindburg, D.G. & Maple, T.L. (1994) A preliminary study of the effects of ecologically relevant sounds on the behaviour of captive lowland gorillas. *Applied Animal Behaviour Science*, **39**, 163-176.
- 386** Robbins, L. & Margulis, S.W. (2014) The effects of auditory enrichment on gorillas. *Zoo Biology*, **33**, 197-203.
- 387** Wallace, E.K., Kingston-Jones, M., Ford, M. & Semple, S. (2013) An investigation into the use of music as potential auditory enrichment for moloch gibbons (*Hylobates moloch*). *Zoo Biology*, **32**, 423-426.
- 388** Wells, D.L. & Irwin, R.M. (2008) Auditory stimulation as enrichment for zoo-housed Asian elephants (*Elephas maximus*). *Animal Welfare*, **17**, 335-340.
- 389** Coulton, E., Waran, N.K. & Young, R.J. (1997) Effects of foraging enrichment on the behaviour of parrots. *Animal Welfare*, **6**, 357-363.
- 390** Bethell, E.J., Holmes, A., Maclarnon, A. & Semple, S. (2012) Cognitive bias in a non-human primate: husbandry procedures influence cognitive indicators of psychological well-being in captive rhesus macaques. *Animal Welfare*, **21**, 185-195.
- 391** Quirke, T., O'Riordan, R. & Davenport, J. (2013) A comparative study of the speeds attained by captive cheetahs during the enrichment practice of the 'cheetah run'. *Zoo Biology*, **32**, 490-496.
- 392** Reinhardt, V. & Roberts, A. (1997) Effective feeding enrichments for the non-human primates: a brief review. *Animal Welfare*, **6**, 265-272.
- 393** Yamanashi, Y. & Hayashi, M. (2011) Assessing the effects of cognitive experiments on the welfare of captive chimpanzees (*Pan troglodytes*) by direct comparison of activity budget between wild and captive chimpanzees. *American Journal of Primatology*, **73**, 1231-1238.
- 394** Celli, M.L., Tomonaga, M., Udono, T., Teramoto, M. & Nagano, K. (2003) Tool use task as environmental enrichment for captive chimpanzees. *Applied Animal Behaviour Science*, **81**, 171-182.
- 395** Ingle-Moller, R. & Shirley, D. (2005) Foraging behaviour of the African harrier hawk (*Polyboroides typus*) before, during and after foraging enrichment. In: Clum, N., Silver, S. & Thomas, P. (eds) *Proceedings of the seventh international conference on environmental enrichment*, p. 49. New York: Wildlife Conservation Society.
- 396** Bashaw, M.J., Bloomsmith, M.A., Marr, M.J. & Maple, T.L. (2003) To hunt or not to hunt? A feeding enrichment experiment with captive large felids. *Zoo Biology*, **22**, 189-198.
- 397** Zaragoza, F., Ibáñez, M., Mas, B., Laiglesia, S. & Anzola, B. (2011) Influence of environmental enrichment in captive chimpanzees (*Pan troglodytes* spp.) and gorillas (*Gorilla gorilla gorilla*): behavior and faecal cortisol levels. *Revista Científica*, **5**, 447-456.
- 398** Ross, S.R. (2002) The effect of a simple feeding enrichment strategy on the behaviour of two Asian small-clawed otters (*Aonyx cinerea*). *Zoo Biology*, **28**, 113-120.
- 399** Meehan, C.L., Millam, J.R. & Mench, J.A. (2003) Foraging opportunity and increased physical complexity both prevent and reduce psychogenic feather picking by young Amazon parrots. *Applied Animal Behaviour Science*, **80**, 71-85.
- 400** Fekete, J.M., Norcross, J.L. & Newman, J.D. (2000) Artificial turf foraging boards as environmental enrichment for pair-housed female squirrel monkeys. *Contemporary Topics in Laboratory Animal Science*, **39**, 22-26.
- 401** Price, L.J. (2010) A preliminary study of the effects of environmental enrichment on the behaviour of captive African wild dogs (*Lycaon pictus*). *Bioscience Horizons*, **3**, 132-140.
- 402** Gibbs, A. (2003) Enrichment timetable for Goeldi's monkeys (*Callimico goeldii*) at Paignton Zoo Environmental Park. In: Gilbert, T. (ed.) *Proceedings of the 5th annual symposium on zoo research*, pp. 4-8. Winchester: Federation of Zoological Gardens of Great Britain and Ireland.
- 403** Shepherdson, D.J., Carlstead, K., Mellen, J.D. & Seidensticker, J. (1993) The Influence of food presentation on the behavior of small cats in confined environments. *Zoo Biology*, **12**, 203-216.

- 404** Wiedenmayer, C. (1998) Food hiding and enrichment in captive Asian elephants. *Applied Animal Behaviour Science*, **56**, 77-82.
- 405** Stoinski, T.S., Daniel, E. & Maple, T.L. (2000) A preliminary study of the behavioral effects of feeding enrichment on African elephants. *Zoo Biology*, **19**, 485-493.
- 406** Almlí, L.M. & Burghardt, G.M. (2006) Environmental enrichment alters the behavioral profile of ratsnakes (*Elaphe*). *Journal of Applied Animal Welfare Science*, **9**, 85-109.
- 407** Poole, T.B. (1992) The nature and evolution of behavioural needs in mammals. *Animal Welfare*, **1**, 203-220.
- 408** Inglis, I., Forkman, B. & Lazarus, J. (1997) Free food or earned food? A review and fuzzy model of contrafreeloading. *Animal behaviour*, **53**, 1171-1191.
- 409** Ruskell, A.D., Meiers, S.T., Jenkins, S.E. & Santymire, R.M. (2015) Effect of bungee-carcass enrichment on behavior and fecal glucocorticoid metabolites in two species of zoo-housed felids. *Zoo Biology*, **34**, 170-177.
- 410** Williams, B.G., Waran, N.K., Carruthers, J. & Young, R.J. (1996) The effect of a moving bait on the behaviour of captive cheetahs (*Acinonyx jubatus*). *Animal Welfare*, **5**, 271-281.
- 411** McPhee, M.E. (2002) Intact carcasses as enrichment for large felids: effects on on- and off-exhibit behaviors. *Zoo Biology*, **21**, 37-47.
- 412** Morimura, N. (2007) Note on effects of a daylong feeding enrichment program for chimpanzees (*Pan troglodytes*). *Applied Animal Behaviour Science*, **106**, 178-183.
- 413** Rob Atkinson personal communication 4 March 2016.
- 414** Renner, M.J., Feiner, A.J., Orr, M.G. & Delaney, B.A. (2000) Environmental enrichment for new world primates: introducing food-irrelevant objects and direct and secondary effects. *Journal of Applied Animal Welfare Science*, **3**, 23-32.
- 415** Keen, H.A., Nelson, O.L., Robbins, C.T., Evans, M., Shepherdson, D.J. & Newberry, R.C. (2014) Validation of a novel cognitive bias task based on difference in quantity of reinforcement for assessing environmental enrichment. *Animal Cognition*, **17**, 529-541.
- 416** Sambrook, T.D. & Buchanan-Smith, H.M. (1997) Control and complexity in novel object enrichment. *Animal Welfare*, **6**, 207-216.
- 417** Videan, E.N., Fritz, J., Schwandt, M.L., Smith, H.F. & Howell, S. (2005) Controllability in environmental enrichment for captive chimpanzees (*Pan troglodytes*). *Journal of Applied Animal Welfare Science*, **8**, 117-130.
- 418** Kistler, C., Hegglin, D., Würbel, H. & König, B. (2009) Feeding enrichment in an opportunistic carnivore: the red fox. *Applied Animal Behaviour Science*, **116**, 260-265.
- 419** Markowitz, H., Aday, C. & Gavazzi, A. (1995) Effectiveness of acoustic 'prey': environmental enrichment for a captive African leopard (*Panthera pardus*). *Zoo Biology*, **14**, 371-379.
- 420** Morimura, N. (2003) A note on enrichment for spontaneous tool use by chimpanzees (*Pan troglodytes*). *Applied Animal Behaviour Science*, **82**, 241-247.
- 421** Mellen, J.D., Hayes, M.P. & Shepherdson, D.J. (1998) Captive environments for small felids. In: Shepherdson, D.J., Mellen, J.D. & Hutchins, M. (eds) *Second nature: environmental enrichment for captive animals*, pp. 184-201. Washington DC: Smithsonian Institution Press.
- 422** Rosier, R.L. & Langkilde, T. (2011) Does environmental enrichment really matter? A case study using the eastern fence lizard, *Sceloporus undulatus*. *Applied Animal Behaviour Science*, **131**, 71-76.
- 423** Stone, A., Ford, N.B. & Holtzman, D.A. (2000) Spatial learning and shelter selection by juvenile spotted pythons, *Anteresia maculosus*. *Journal of Herpetology*, **34**, 575-587.
- 424** Soriano, A.I., Ensenyat, C., Serrat, S. & Maté, C. (2006) Introducing a semi-naturalistic exhibit as structural enrichment for two brown bears (*Ursus arctos*). Does this ensure their captive well-being? *Journal of Applied Animal Welfare Science*, **9**, 299-314.
- 425** Soriano, A.I., Vinyoles, D. & Maté, C. (2016) Long-term macroevaluation of environmental enrichment in three brown bears (*Ursus arctos*) at Barcelona Zoo. *Journal of Applied Animal Welfare Science*, **19**, 49-61.
- 426** Izzo, G.N., Bashaw, M.J. & Campbell, J.B. (2011) Enrichment and individual differences affect welfare indicators in squirrel monkeys (*Saimiri sciureus*). *Journal of Comparative Psychology*, **125**, 347-352.
- 427** Kastelein, R.A., Jennings, N. & Postma, J. (2007) Feeding enrichment methods for Pacific walrus calves. *Zoo Biology*, **26**, 175-186.
- 428** Swaisgood, R.R., White, A.M., Zhou, X., Zhang, H., Zhang, G., Wei, R., Hare, V.J., Tepper, E.M., Lindburg, D.G., Tepper, E.M. & Lindburg, D.G. (2001) A quantitative assessment of the efficacy of an environmental enrichment programme for giant pandas. *Animal Behaviour*, **61**, 447-457.
- 429** Kissinger, J. & Bouwens, N. (2005) Enrichment using projected lights and images. In: Clum, N., Silver, S. & Thomas, P. (eds) *Proceedings of the seventh international conference on environmental enrichment*, pp. 186-189. New York: Wildlife Conservation Society.
- 430** Ryan, E.B., Proudfoot, K.L. & Fraser, D. (2012) The effect of feeding enrichment methods on the behavior of captive western lowland gorillas. *Zoo Biology*, **31**, 235-241.
- 431** Swaisgood, R.R. & Shepherdson, D.J. (2006) Environmental enrichment as a strategy for mitigating stereotypies in zoo animals: a literature review and meta-analysis. In: Mason, G. & Rushen, J. (eds) *Stereotypic animal behaviour: fundamentals and applications to welfare*, 2nd edition, pp. 256-285. Wallingford, Oxfordshire: CABI.
- 432** Wood, W. (1998) Interactions among environmental enrichment, viewing crowds, and zoo chimpanzees (*Pan troglodytes*). *Zoo Biology*, **17**, 211-230.

- 433** Bloomsmith, M.A., Finlay, T.W., Merhalski, J.J. & Maple, T.L. (1990) Rigid plastic balls as enrichment devices for captive chimpanzees. *Laboratory Animal Science*, **40**, 319-322.
- 434** Brent, L., Stone, A.M., Foundation, S., Antonio, S., Brent, L., Box, P.O., Antonio, S. & Park, S. (1996) Long-term use of televisions, balls, and mirrors as enrichment for paired and singly caged chimpanzees. *American Journal of Primatology*, **39**, 139-145.
- 435** Resende, L.S., Remy, G.L., de Almeida Ramos, V. & Andriolo, A. (2009) The influence of feeding enrichment on the behavior of small felids (Carnivora: Felidae) in captivity. *Zoologia*, **26**, 601-605.
- 436** Neptune, D. & Walz, D. (2005) Thinking outside the cardboard box - taking enrichment programs to the next level. In: Clum, N., Silver, S. & Thomas, P. (eds) *Proceedings of the seventh international conference on environmental enrichment*, pp. 90-95. New York: Wildlife Conservation Society.
- 437** Tarou, L.R. & Bashaw, M.J. (2007) Maximizing the effectiveness of environmental enrichment: suggestions from the experimental analysis of behavior. *Applied Animal Behaviour Science*, **102**, 189-204.
- 438** Heidenreich, B. (2012) An introduction to the application of science-based training technology. *Veterinary Clinics: Exotic Animal Practice*, **15**, 371-385.
- 439** Szokalski, M.S., Litchfield, C.A. & Foster, W.K. (2012) Enrichment for captive tigers (*Panthera tigris*): current knowledge and future directions. *Applied Animal Behaviour Science*, **139**, 1-9.
- 440** Young, R.J. & Cipreste, C.F. (2004) Applying animal learning theory: training captive animals to comply with veterinary and husbandry procedures. *Animal Welfare*, **13**, 225-232.
- 441** Mazur, J.E. (1993) Predicting the strength of a conditioned reinforcer: effects of delay and uncertainty. *Current Directions in Psychological Science*, **2**, 70-74.
- 442** Skinner, B.F. (1963) Operant behavior. *American Psychologist*, **18**, 503-515.
- 443** Laule, G. & Whittaker, M. (2001) Protected contact - beyond the barrier. In: *Proceedings of the Annual Conference of the American Zoo and Aquarium Association AZA*, Silver Spring. https://scholar.google.co.uk/scholar?q=related:XuMes44fmO8J:scholar.google.com/&hl=en&as_sdt=0,5.
- 444** Laule, G. (2005) The role of fear in abnormal behavior and animal welfare. In: Clum, N., Silver, S. & Thomas, P. (eds) *Proceedings of the seventh international conference on environmental enrichment*, pp. 120-125. New York: Wildlife Conservation Society.
- 445** Prescott, M.J., Buchanan-Smith, H.M. & Rennie, A.E. (2005) Training of laboratory-housed non-human primates in the UK. *Anthrozoös*, **18**, 288-303.
- 446** Martin, S. (2007) The art of training parrots. *Journal of Exotic Pet Medicine*, **16**, 11-18.
- 447** Kirkwood, J.K., Kichenside, C. & James, W.A. (1990) Training zoo animals. In: *Animal training: a review and commentary on current practice*, pp. 93-99. Potters Bar, Hertfordshire: Universities Federation for Animal Welfare.
- 448** Hess, L., Driggers, T., Echols, M.S., Edling, T., Friedman, S., Ponder, J. & Seibert, L. (2008) Avian behavior: an evolving discipline. *Journal of Avian Medicine and Surgery*, **22**, 66-72.
- 449** Tobolova, R., Wietrow, P., Kosiarz, P., Glowacka, A. & Lukaszewicz, M. (2014) Study on the relation between an accipiter bird and man. *Annals of Warsaw University of Life Sciences - SGGW - Animal Science*, **53**, 143-149.
- 450** Brando, S.I.C.A. (2012) Animal learning and training: implications for animal welfare. *Veterinary Clinics: Exotic Animal Practice*, **15**, 387-398.
- 451** Laule, G. & Desmond, T. (1998) Positive reinforcement training as an enrichment strategy. In: Shepherdson, D.J., Mellen, J.D. & Hutchins, M. (eds) *Second nature: environmental enrichment for captive animals*, pp. 302-313. Washington, DC: Smithsonian Institution.
- 452** Laule, G., Bloomsmith, M.A. & Schapiro, S.J. (2003) The use of positive reinforcement training techniques to enhance the care, management and welfare of laboratory primates. *Journal of Applied Animal Welfare Science*, **6**, 163-173.
- 453** Hiby, E.F., Rooney, N.J. & Bradshaw, J.W.S. (2004) Dog training methods: Their use, effectiveness and interaction with behaviour and welfare. *Animal Welfare*, **13**, 63-69.
- 454** Weiss, E. & Wilson, S. (2003) The use of classical and operant conditioning in training Aldabra tortoises (*Geochelone gigantea*), for venipuncture and other, husbandry issues. *Journal of Applied Animal Welfare Science*, **6**, 33-38.
- 455** Daugette, K.F., Hoppes, S., Tizard, I. & Brightsmith, D. (2012) Positive reinforcement training facilitates the voluntary participation of laboratory macaws with veterinary procedures. *Journal of Avian Medicine and Surgery*, **26**, 248-254.
- 456** Bloomsmith, M.A., Stone, A.M. & Laule, G.E. (1998) Positive reinforcement training to enhance the voluntary movement of group-housed chimpanzees within their enclosures. *Zoo Biology*, **17**, 333-341.
- 457** Bloomsmith, M., Neu, K., Franklin, A., Griffis, C. & Mcmillan, J. (2015) Positive reinforcement methods to train chimpanzees to cooperate with urine collection. *Journal of the American Association for Laboratory Animal Science*, **54**, 66-69.
- 458** McKinley, J., Buchanan-Smith, H.M., Bassett, L. & Morris, K. (2003) Training common marmosets (*Callithrix jacchus*) to cooperate during routine laboratory procedures: ease of training and time investment. *Journal of Applied Animal Welfare Science*, **6**, 209-220.
- 459** Veeder, C.L., Bloomsmith, M.A., McMillan, J.L., Perlman, J.E. & Martin, A.L. (2009) Positive reinforcement training to enhance the voluntary movement of group-housed sooty mangabeys (*Cercocebus atys atys*). *Journal of the American Association for Laboratory Animal Science*, **48**, 192-195.

- 460** Minier, D.E., Tatum, L., Gottlieb, D.H., Cameron, A., Snarr, J., Elliot, R., Cook, A., Elliot, K., Banta, K., Heagerty, A. & McCowan, B. (2011) Human-directed contra-aggression training using positive reinforcement with single and multiple trainers for indoor-housed rhesus macaques. *Applied Animal Behaviour Science*, **132**, 178-186.
- 461** Spiezio, C., Piva, F., Regaiolli, B. & Vaglio, S. (2015) Positive reinforcement training: a tool for care and management of captive vervet monkeys (*Chlorocebus aethiops*). *Animal Welfare*, **24**, 283-290.
- 462** McLean, A.N. (2005) The positive aspects of correct negative reinforcement. *Anthrozoös*, **18**, 245-254.
- 463** Agoramoorthy, G. & Hsu, M.J. (2005) Use of nonhuman primates in entertainment in Southeast Asia. *Journal of Applied Animal Welfare Science*, **8**, 141-149.
- 464** Gore, M., Hutchins, M. & Ray, J. (2006) A review of injuries caused by elephants in captivity: an examination of predominant factors. *International Zoo Yearbook*, **40**, 51-62.
- 465** American Veterinary Medical Association (2008) *Literature review on the welfare implications of elephant training*. <https://www.avma.org/KB/Resources/LiteratureReviews/Pages/Elephant-Training-Backgrounder.aspx>.
- 466** Fagen, A., Acharya, N. & Kaufman, G.E. (2014) Positive reinforcement training for a trunk wash in Nepal's working elephants: demonstrating alternatives to traditional elephant training techniques. *Journal of Applied Animal Welfare Science*, **17**, 83-97.
- 467** Fernando, S.B.U. (1990) Training working elephants. In: *Animal training: a review and commentary on current practice*, pp. 101-113. Potters Bar, Hertfordshire: Universities Federation for Animal Welfare.
- 468** Desmond, T. & Laule, G. (1991) Protected-contact elephant training. *AZA Annual Conference Proceedings*, pp. 606-613. www.activeenvironments.org/pdf/pc_beyond_barrier.pdf.
- 469** Priest, G.M. (1994) The changing face of elephant management in the United States. *Pachyderm*, **18**, 61-69.
- 470** Siemoneit-Barum, G. (1995) Zur Praxis von Dressur und Tierhaltung im Zirkus. *Deutsche Tierärztliche Wochenschrift*, **95**, 41-96.
- 471** Szokalski, M.S., Litchfield, C.A. & Foster, W.K. (2013) What can zookeepers tell us about interacting with big cats in captivity. *Zoo Biology*, **32**, 142-151.
- 472** Carlstead, K. (2009) A comparative approach to the study of keeper-animal relationships in the zoo. *Zoo Biology*, **28**, 589-608.
- 473** Wilson, M.L., Perdue, B.M., Bloomsmith, M.A. & Maple, T.L. (2015) Rates of reinforcement and measures of compliance in free and protected contact elephant management systems. *Zoo Biology*, **34**, 431-437.
- 474** Kastelein, R. (1990) Training steller sea lions and walruses - enriching their environment. In: *Animal training: a review and commentary on current practice*, pp. 89-91. Potters Bar, Hertfordshire: Universities Federation for Animal Welfare.
- 475** Hellmuth, H., Augustine, L., Watkins, B. & Hope, K. (2012) Using operant conditioning and desensitization to facilitate veterinary care with captive reptiles. *Veterinary Clinics: Exotic Animal Practice*, **15**, 425-443.
- 476** Ware, J.V., Nelson, O.L., Robbins, C.T. & Jansen, H.T. (2012) Temporal organization of activity in the brown bear (*Ursus arctos*): roles of circadian rhythms, light, and food entrainment. *American Journal of Physiology - Regulatory, Integrative and Comparative Physiology*, **303**, R890-R902.
- 477** Ma, Y. (1986) The management and utilization of reindeer in China. *Rangifer*, **1**, 345-346.
- 478** Ward, S.J. & Melfi, V. (2013) The implications of husbandry training on zoo animal response rates. *Applied Animal Behaviour Science*, **147**, 179-185.
- 479** Savastano, G., Hanson, A. & McCann, C. (2003) The development of an operant conditioning training program for New World primates at the Bronx Zoo. *Journal of Applied Animal Welfare Science*, **6**, 247-261.
- 480** Lund, K.E., Maloney, S.K., Milton, J.T. & Blache, D. (2012) Gradual training of alpacas to the confinement of metabolism pens reduces stress when normal excretion behavior is accommodated. *ILAR Journal*, **53**, E22-E30.
- 481** Pomerantz, O. & Terkel, J. (2009) Effects of positive reinforcement training techniques on the psychological welfare of zoo-housed chimpanzees (*Pan troglodytes*). *American Journal of Primatology*, **71**, 687-695.
- 482** Ethier, N. & Balsamo, C. (2005) Training sea turtles for husbandry and enrichment. In: Clum, N., Silver, S. & Thomas, P. (eds) *Proceedings of the Seventh International Conference on Environmental Enrichment*, pp. 106-111. New York: Wildlife Conservation Society.
- 483** Mattison, S. (2012) Training birds and small mammals for medical behaviors. *Veterinary Clinics: Exotic Animal Practice*, **15**, 487-499.
- 484** Bassett, L., Buchanan-Smith, H.M., McKinley, J. & Smith, T.E. (2003) Effects of training on stress-related behavior of the common marmoset (*Callithrix jacchus*) in relation to coping with routine husbandry procedures. *Journal of Applied Animal Welfare Science*, **6**, 221-233.
- 485** Brando, S.I.C.A. (2010) Advances in husbandry training in marine mammal care programs. *International Journal of Comparative Psychology*, **23**, 777-791.
- 486** Otaki, Y., Kido, N., Omiya, T., Ono, K., Ueda, M., Azumano, A. & Tanaka, S. (2015) A new voluntary blood collection method for the Andean bear (*Tremarctos ornatus*) and Asiatic black bear (*Ursus thibetanus*). *Zoo Biology*, **34**, 497-500.
- 487** Reinhardt, V. (2004) Common husbandry-related variables in biomedical research with animals. *Laboratory Animals*, **38**, 213-235.
- 488** Bliss-Moreau, E., Theil, J.H. & Moadab, G. (2013) Efficient cooperative restraint training with rhesus macaques. *Journal of Applied Animal Welfare Science*, **16**, 98-117.

- 489** Whittaker, M. & Laule, G. (2012) Training techniques to enhance the care and welfare of nonhuman primates. *Veterinary Clinics: Exotic Animal Practice*, **15**, 445-454.
- 490** Lambeth, S.P., Hau, J., Perlman, J.E., Martino, M. & Schapiro, S.J. (2006) Positive reinforcement training affects hematologic and serum chemistry values in captive chimpanzees (*Pan troglodytes*). *American Journal of Primatology*, **68**, 245-256.
- 491** Desportes, G., Buholzer, L., Anderson-Hansen, K., Blanchet, M.-A., Acquarone, M., Shephard, G., Brando, S., Vossen, A. & Siebert, U. (2007) Decrease stress; train your animals: the effect of handling methods on cortisol levels in harbour porpoises (*Phocoena phocoena*) under human care. *Aquatic Mammals*, **33**, 286-292.
- 492** Desmond, T. & Laule, G. (1994) Use of positive reinforcement training in the management of species for reproduction. *Zoo Biology*, **13**, 471-477.
- 493** Kastelein, R. & Mosterd, J. (1995) Improving parental care of a female bottlenose dolphin (*Tursiops truncatus*) by training. *Aquatic Mammals*, **21**, 165-169.
- 494** Colahan, H. & Breder, C. (2003) Primate training at Disney's animal kingdom. *Journal of Applied Animal Welfare Science*, **6**, 235-246.
- 495** McGreevy, P.D., Oddie, C., Burton, F.L. & McLean, A.N. (2009) The horse-human dyad: can we align horse training and handling activities with the equid social ethogram? *Veterinary Journal*, **181**, 12-18.
- 496** Khalaf, S. (1999) Camel racing in the Gulf. Notes on the evolution of a traditional cultural sport. *Anthropos*, **94**, 85-106.
- 497** Outram, A.K., Stear, N.A., Bendrey, R., Olsen, S., Kasparov, A., Zaibert, V., Thorpe, N. & Evershed, R.P. (2009) The earliest horse harnessing and milking. *Science*, **323**, 1332-1335.
- 498** Schmidt, A., Biau, S., Möstl, E., Becker-Birck, M. & Morillon, B. (2010) Changes in cortisol release and heart rate variability in sport horses during long-distance road transport. *Domestic Animal Endocrinology*, **38**, 179-189.
- 499** Fowler, V., Kennedy, M. & Marlin, D. (2012) A comparison of the Monty Roberts technique with a conventional UK technique for initial training of riding horses. *Anthrozoös*, **25**, 301-321.
- 500** Erickson, W.A., Marsh, R.E. & Salmon, T.P. (1990) A review of falconry as a bird-hazing technique. In: Davis, L.R. & Marsh, R.E. (eds) *Proceedings of the 14th vertebrate pest conference*, pp. 314-316. Davis, California: University of California.
- 501** Bryant, S.J. (2004) Flying the friendly skies: falconry. *Journal of Agricultural & Food Information*, **6**, 91-95.
- 502** Kurt, F. (2008) Von Athleten mit beschränkter Leistung und Dresseuren mit schrankenlosem Ehrgeiz. *Das Elefanten-Magazin*, **14**, 17-19.
- 503** West, J.B. (2002) Why doesn't the elephant have a pleural space? *News in Physiological Sciences*, **17**, 47-50.
- 504** Schrafstetter, F. (2004) Les éléphants dans les cirques. <http://www.cirques-de-france.fr/ressources/les-%C3%A9léphants-dans-les-cirques>.
- 505** Kuntze, A. (1989) [Work-related illness: Hernia perinealis, Bursitis praepatellaris and Tyloma olecrani in female circus elephants (*Elephas maximus*)]. In: Ippen, R. & Schröder, H.-D. (eds) *Verhandlungsbericht des 31. Internationalen Symposiums über die Erkrankungen der Zoo- und Wildtiere*, pp. 185-187. Germany: Dortmund.
- 506** Tobler, I. (1992) Behavioral sleep in the Asian elephant in captivity. *Sleep*, **1**, 1-12.
- 507** Kiley-Worthington, M. & Rendle-Worthington, J. (2012) *Exploding the myths: mammal welfare, handling and teaching*. Bloomington, Indiana: Xlibris Corporation.
- 508** Clubb, R. & Mason, G. (2002) *A review of the welfare of zoo elephants in Europe: a report commissioned by the RSPCA*. Southwater, West Sussex: RSPCA.
- 509** Boissy, A. (1995) Fear and fearfulness in animals. *Quarterly Review of Biology*, **70**, 165-191.
- 510** Selye, H. (1976) *Stress in health and disease*. Boston, Massachusetts: Butterworths.
- 511** Clay, A.W., Bloomsmit, M.A., Marr, M.J. & Maple, T.L. (2009) Habituation and desensitization as methods for reducing fearful behavior in singly housed rhesus macaques. *American Journal of Primatology*, **71**, 30-39.
- 512** Friedman, S.G. (2007) A framework for solving behavior problems: functional assessment and intervention planning. *Journal of Exotic Pet Medicine*, **16**, 6-10.
- 513** Dorey, N.R., Rosales-Ruiz, J., Smith, R. & Lovelace, B. (2009) Functional analysis and treatment of self-injury in a captive olive baboon. *Journal of Applied Behavior Analysis*, **42**, 785-794.
- 514** Carrasco, L., Colell, M., Calvo, M., Abelló, M.T., Velasco, M. & Posada, S. (2009) Benefits of training/playing therapy in a group of captive lowland gorillas (*Gorilla gorilla gorilla*). *Animal Welfare*, **18**, 9-19.
- 515** Kastelein, R.A. & Wiepkema, P.R. (1988) The significance of training for the behaviour of Steller sea lions (*Eumetopias jubata*) in human care. *Aquatic Mammals*, **14**, 39-41.
- 516** Shyne, A. & Block, M. (2010) The effects of husbandry training on stereotypic pacing in captive African wild dogs (*Lycaon pictus*). *Journal of Applied Animal Welfare Science*, **13**, 56-65.
- 517** Melfi, V.A. & Thomas, S. (2005) Can training zoo-housed primates compromise their conservation? A case study using Abyssinian colobus monkeys (*Colobus guereza*). *Anthrozoös*, **18**, 304-317.
- 518** Westlund, K. (2014) Training is enrichment - and beyond. *Applied Animal Behaviour Science*, **152**, 1-6.
- 519** Vasconcellos, A. da S., Harumi Adania, C. & Ades, C. (2012) Contrafreeloading in maned wolves: Implications for their management and welfare. *Applied Animal Behaviour Science*, **140**, 85-91.

- 520** Hagen, K. & Broom, D.M. (2004) Emotional reactions to learning in cattle. *Applied Animal Behaviour Science*, **85**, 203-213.
- 521** Melfi, V. (2013) Is training zoo animals enriching? *Applied Animal Behaviour Science*, **147**, 299-305.
- 522** Wergård, E.-M., Temrin, H., Forkman, B., Spångberg, M., Fredlund, H. & Westlund, K. (2015) Training pair-housed rhesus macaques (*Macaca mulatta*) using a combination of negative and positive reinforcement. *Behavioural Processes*, **113**, 51-59.
- 523** McMillan, J.L., Perlman, J.E., Galvan, A., Wichmann, T. & Bloomsmith, M.A. (2014) Refining the pole-and-collar method of restraint: emphasizing the use of positive training techniques with rhesus macaques (*Macaca mulatta*). *Journal of the American Association for Laboratory Animal Science*, **53**, 61-68.
- 524** Behringer, V., Stevens, J.M.G., Hohmann, G., Möstl, E., Selzer, D. & Deschner, T. (2014) Testing the effect of medical positive reinforcement training on salivary cortisol levels in bonobos and orangutans. *PLoS One*, **9(9)**, e108664.
- 525** Baker, K.C., Bloomsmith, M.A., Neu, K., Griffis, C., Maloney, M., Oettinger, B., Schoof, V.A.M. & Martinez, M. (2009) Positive reinforcement training moderates only high levels of abnormal behavior in singly housed rhesus macaques. *Journal of Applied Animal Welfare Science*, **12**, 236-252.
- 526** Coleman, K. & Maier, A. (2010) The use of positive reinforcement training to reduce stereotypic behavior in rhesus macaques. *Applied Animal Behaviour Science*, **124**, 142-148.
- 527** Hare, V.J. & Sevenich, M. (2001) Is it training or is it enrichment? In: *Proceedings of the fifth international conference on environmental enrichment*, pp. 40-47. Sydney, Australia: The Shape of Enrichment.
- 528** Dorey, N.R., Mehrkam, L.R. & Tacey, J. (2015) A method to assess relative preference for training and environmental enrichment in captive wolves (*Canis lupus* and *Canis lupus arctos*). *Zoo Biology*, **34**, 513-517.
- 529** Broad, S. & Weiler, B. (1998) Captive animals and interpretation - a tale of two tiger exhibits. *Journal of Tourism Studies*, **9**, 14-27.
- 530** McMillan, F.D. (1999) Effects of human contact on animal health and well-being. *Journal of the American Veterinary Medical Association*, **215**, 1592-1598.
- 531** Hemsworth, P.H. (2003) Human-animal interactions in livestock production. *Applied Animal Behaviour Science*, **81**, 185-198.
- 532** Hosey, G. (2013) Hediger revisited: how do zoo animals see us? *Journal of Applied Animal Welfare Science*, **16**, 338-359.
- 533** Choo, Y., Todd, P.A. & Li, D. (2011) Visitor effects on zoo orangutans in two novel, naturalistic enclosures. *Applied Animal Behaviour Science*, **133**, 78-86.
- 534** The Countryside Alliance & The Hawk Board (2014) *Static demonstrations of birds of prey: guidance to show organisers and static display teams*. www.hawkboard-cff.org.uk/printer_friendly/show_givers.htm.
- 535** Raina, P., Waltner-Toews, D., Bonnett, B., Woodward, C. & Abernathy, T. (1999) Influence of companion animals on the physical and psychological health of older people: an analysis of a one-year longitudinal study. *Journal of the American Geriatrics Society*, **47**, 323-329.
- 536** Beck, A.M. & Katcher, A.H. (2003) Future directions in human-animal bond research. *American Behavioral Scientist*, **47**, 79-93.
- 537** Wensley, S.P. (2008) Animal welfare and the human-animal bond: considerations for veterinary faculty, students, and practitioners. *Journal of Veterinary Medical Education*, **35**, 532-539.
- 538** Grandgeorge, M. & Hausberger, M. (2011) Human-animal relationships: from daily life to animal-assisted therapies. *Annali dell'Istituto Superiore di Sanita*, **47**, 397-408.
- 539** Sherwood, K.P., Rallis, S.F. & Stone, J. (1989) Effects of live animals vs. preserved specimens on student learning. *Zoo Biology*, **8**, 99-104.
- 540** Swanagan, J.S. (2000) Factors influencing zoo visitors' conservation attitudes and behavior. *Journal of Environmental Education*, **31**, 26-31.
- 541** Grandin, T. & Shivley, C. (2015) How farm animals react and perceive stressful situations such as handling, restraint, and transport. *Animals*, **5**, 1233-1251.
- 542** Albright, J.L. (1986) Human/farm animal relationships. In: Fox, M.W. & Mickley, L.D. (eds) *Advances in animal welfare science*, pp. 51-66. Washington, DC: Humane Society of the United States.
- 543** Rushen, J., Taylor, A.A. & de Passille, A.M. (1999) Domestic animals' fear of humans and its effects on their welfare. *Applied Animal Behaviour Science*, **65**, 285-303.
- 544** Boivin, X., Lensink, J., Tallet, C. & Veissier, I. (2003) Report on stockmanship and farm animal welfare. *Animal Welfare*, **12**, 479-492.
- 545** Wells, D.L. (2004) A review of environmental enrichment for kennelled dogs, *Canis familiaris*. *Applied Animal Behaviour Science*, **85**, 307-317.
- 546** Feh, C. & de Mazières, J. (1993) Grooming at a preferred site reduces heart rate in horses. *Animal Behaviour*, **46**, 1191-1194.
- 547** Dalla Costa, E., Dai, F., Murray, L.A.M., Guazzetti, S., Canali, E. & Minero, M. (2015) A study on validity and reliability of on-farm tests to measure human-animal relationship in horses and donkeys. *Applied Animal Behaviour Science*, **163**, 110-121.
- 548** Breuer, K., Hemsworth, P.H. & Coleman, G.J. (2003) The effect of positive or negative handling on the behavioural and physiological responses of nonlactating heifers. *Applied Animal Behaviour Science*, **84**, 3-22.
- 549** Destrez, A., Coulon, M., Deiss, V., Delval, E., Boissy, A. & Boivin, X. (2013) The valence of the long-lasting emotional experiences with various handlers modulates discrimination and generalization of individual humans in sheep. *Journal of Animal Science*, **91**, 5418-5426.

- 550** Mellen, J.D. (1991) Factors influencing reproductive success in small captive exotic felids (*Felis* spp.): a multiple regression analysis. *Zoo Biology*, **10**, 95-110.
- 551** Baker, K.C. (2004) Benefits of positive human interaction for socially-housed chimpanzees. *Animal Welfare*, **13**, 239-245.
- 552** Manciooco, A., Chiarotti, F. & Vitale, A. (2009) Effects of positive interaction with caretakers on the behaviour of socially housed common marmosets (*Callithrix jacchus*). *Applied Animal Behaviour Science*, **120**, 100-107.
- 553** Trone, M., Kuczaj, S. & Solangi, M. (2005) Does participation in dolphin-human interaction programs affect bottlenose dolphin behaviour? *Applied Animal Behaviour Science*, **93**, 363-374.
- 554** Campbell, B. & Lack, E. (1985) Comfort behaviour. In: Campbell, B. & Lack, E. (eds) *A dictionary of birds*. Calton: Poyser.
- 555** Hosey, G.R. & Druck, P.L. (1987) The influence of zoo visitors on the behaviour of captive primates. *Applied Animal Behaviour Science*, **18**, 19-29.
- 556** Cook, S. & Hosey, G.R. (1995) Interaction sequences between chimpanzees and human visitors at the zoo. *Zoo Biology*, **14**, 431-440.
- 557** Kaminski, J., Call, J. & Tomasello, M. (2004) Body orientation and face orientation: two factors controlling apes' begging behavior from humans. *Animal Cognition*, **7**, 216-223.
- 558** Mallapur, A., Sinha, A. & Waran, N. (2005) Influence of visitor presence on the behaviour of captive lion-tailed macaques (*Macaca silenus*) housed in Indian zoos. *Applied Animal Behaviour Science*, **94**, 341-352.
- 559** Waitt, C., Buchanan-Smith, H.M. & Morris, K. (2010) The effects of caretaker-primate relationships on primates in the laboratory. *Journal of Applied Animal Welfare Science*, **5**, 309-319.
- 560** Ward, S.J. & Melfi, V. (2015) Keeper-animal interactions: differences between the behaviour of zoo animals affect stockmanship. *PLoS One*, **10(10)**, e0140237.
- 561** Claxton, A.M. (2011) The potential of the human-animal relationship as an environmental enrichment for the welfare of zoo-housed animals. *Applied Animal Behaviour Science*, **133**, 1-10.
- 562** Hinde, R.A. (1976) On describing relationships. *Journal of Child Psychology and Psychiatry*, **17**, 1-19.
- 563** Hosey, G. & Melfi, V. (2012) Human-animal bonds between zoo professionals and the animals in their care. *Zoo Biology*, **31**, 13-26.
- 564** Lambeth, S.P., Bloomsmith, M.A. & Alford, P.L. (1997) Effects of human activity on chimpanzee wounding. *Zoo Biology*, **16**, 327-333.
- 565** Jensvold, M.L.A. (2008) Chimpanzee (*Pan troglodytes*) responses to caregiver use of chimpanzee behaviors. *Zoo Biology*, **27**, 345-359.
- 566** Phillips, C. & Peck, D. (2007) The effects of personality of keepers and tigers (*Panthera tigris tigris*) on their behaviour in an interactive zoo exhibit. *Applied Animal Behaviour Science*, **106**, 244-258.
- 567** Reinisch, A.I. (2009) The human-animal bond: a benefit or a threat to the integrity of the veterinary profession? *Canadian Veterinary Journal*, **50**, 713-718.
- 568** McComb, K., Shannon, G., Sayialel, K.N. & Moss, C. (2014) Elephants can determine ethnicity, gender, and age from acoustic cues in human voices. *Proceedings of the National Academy of Sciences of the United States of America*, **111**, 5433-5438.
- 569** Waiblinger, S., Boivin, X., Pedersen, V., Tosi, M.V., Janczak, A.M., Visser, E.K. & Jones, R.B. (2006) Assessing the human-animal relationship in farmed species: a critical review. *Applied Animal Behaviour Science*, **101**, 185-242.
- 570** Majchrzak, Y.N., Mastro Monaco, G.F., Korver, W. & Burness, G. (2015) Use of salivary cortisol to evaluate the influence of rides in dromedary camels. *General and Comparative Endocrinology*, **211**, 123-130.
- 571** Cabanac, A. & Cabanac, M. (2000) Heart rate response to gentle handling of frog and lizard. *Behavioural Processes*, **52**, 89-95.
- 572** Kahn, P.F., Guyer, C. & Mendonça, M.T. (2007) Handling, blood sampling, and temporary captivity do not affect plasma corticosterone or movement patterns of gopher tortoises (*Gopherus polyphemus*). *Copeia*, **2007**, 614-621.
- 573** Kyngdon, D.J., Minot, E.O. & Stafford, K.J. (2003) Behavioural responses of captive common dolphins *Delphinus delphis* to a 'swim-with-dolphin' programme. *Applied Animal Behaviour Science*, **81**, 163-170.
- 574** Suzanne Chipperfield personal communication 6 December 2015.
- 575** Jayson, S.L., Williams, D.L. & Wood, J.L.N. (2014) Prevalence and risk factors of feather plucking in African grey parrots (*Psittacus erithacus erithacus* and *Psittacus erithacus timneh*) and cockatoos (*Cacatua* spp.). *Journal of Exotic Pet Medicine*, **23**, 250-257.
- 576** Cattet, M., Macbeth, B.J., Janz, D.M., Zedrosser, A., Swenson, J.E., Dumond, M. & Stenhouse, G.B. (2014) Quantifying long-term stress in brown bears with the hair cortisol concentration: a biomarker that may be confounded by rapid changes in response to capture and handling. *Conservation Physiology*, **2(1)**, cou026.
- 577** Morton, D., Anderson, E., Foggin, C., Kock, M. & Tiran, E. (1995) Plasma cortisol as an indicator of stress due to capture and translocation in wildlife species. *Veterinary Record*, **136**, 60-63.
- 578** Wingfield, J.C., Vleck, C.M. & Moore, M.C. (1992) Seasonal changes of the adrenocortical response to stress in birds of the Sonoran Desert. *Journal of Experimental Zoology*, **264**, 419-428.
- 579** Dufty, A.M. & Belthoff, J.R. (1997) Corticosterone and the stress response in young western screech-owls: effects of captivity, gender, and activity period. *Physiological Zoology*, **70**, 143-149.
- 580** Moore, M.C., Thompson, C.W. & Marler, C.A. (1991) Reciprocal changes in corticosterone and testosterone levels following acute and chronic handling stress in the tree lizard, *Urosaurus ornatus*. *General and Comparative Endocrinology*, **81**, 217-226.

- 581 Coddington, E.J. & Cree, A. (1995) Effect of acute captivity stress on plasma concentrations of corticosterone and sex steroids in female whistling frogs, *Litoria ewingi*. *General and Comparative Endocrinology*, **100**, 33-38.
- 582 Narayan, E.J., Parnell, T., Clark, G., Martin-Vegue, P., Mucci, A. & Hero, J.-M. (2013) Faecal cortisol metabolites in Bengal (*Panthera tigris tigris*) and Sumatran tigers (*Panthera tigris sumatrae*). *General and Comparative Endocrinology*, **194**, 318-325.
- 583 Cabanac, M. & Bernieri, C. (2000) Behavioral rise in body temperature and tachycardia by handling of a turtle (*Clemmys insculpta*). *Behavioural Processes*, **49**, 61-68.
- 584 Hesterman, H., Gregory, N.G. & Boardman, W.S.J. (2001) Deflighting procedures and their welfare implications in captive birds. *Animal Welfare*, **10**, 405-419.
- 585 Ahola, L., Harri, M., Mononen, J., Pyykonen, T. & Kasanen, S. (2002) Effects of group size and early handling on some behavioural and physiological welfare parameters in farmed blue foxes. *Agricultural and Food Science in Finland*, **11**, 25-35.
- 586 Hosey, G. (2008) A preliminary model of human-animal relationships in the zoo. *Applied Animal Behaviour Science*, **109**, 105-127.
- 587 Mignet, F. (2015) Biology and captive breeding of the Amazonian milk frog, *Trachycephalus resinifictrix* (Goeldi 1907). *Reptiles and Amphibians: Conservation and Natural History*, **22**, 68-75.
- 588 Davey, G. (2007) Visitors' effects on the welfare of animals in the zoo: a review. *Journal of Applied Animal Welfare Science*, **10**, 169-183.
- 589 Gattermann, R. & Weinandy, R. (1997) Time of day and stress response to different stressors in experimental animals. Part I: golden hamster (*Mesocricetus auratus*). *Journal of Experimental Animal Science*, **38**, 66-76.
- 590 Luter, H.M., Whalan, S. & Webster, N.S. (2012) The marine sponge *lanthella basta* can recover from stress-induced tissue regression. *Hydrobiologia*, **687**, 227-235.
- 591 Palmer, C. (2014) An investigation into the UK's largest public aquarium chain: full study report. <http://sealies.org.uk/wp-content/uploads/2014/04/An-Investigation-into-the-UKs-Largest-Public-Aquarium-Chain-C.Palmer-CAPS-20142.pdf>.
- 592 Dogu, H., Wehman, S. & Fagan, J.M. (2011) *Touch exhibits for aquatic animals: best management practices for touch exhibits of AZA accredited aquariums*. <http://www.youtube.com/profile?user=DRJULIEFAGANSTUDENTS#p/u/O/GiowrPsMXdO>.
- 593 Corcoran, M. (2015) Environmental enrichment for aquatic animals. *Veterinary Clinics: Exotic Animal Practice*, **18**, 305-321.
- 594 Shepherd, S.M., Mills, A. & Shoff, W.H. (2014) Human attacks by large felid carnivores in captivity and in the wild. *Wilderness and Environmental Medicine*, **25**, 220-230.
- 595 Marino, L. & Mountain, M. (2015) Denial of death and the relationship between humans and other animals. *Anthrozoös*, **28**, 5-21.
- 596 Schroer, S.A. (2014) *On the wing: exploring human-bird relationships in falconry practice*. PhD thesis. Aberdeen: University of Aberdeen.
- 597 Cockrem, J.F., Potter, M.A., Barrett, D.P. & Candy, E.J. (2008) Corticosterone responses to capture and restraint in Emperor and Adelie penguins in Antarctica. *Zoological Science*, **25**, 291-298.
- 598 Bejaei, M. & Cheng, K.M. (2014) Effects of pretransport handling stress on physiological and behavioral response of ostriches. *Poultry Science*, **93**, 1137-1148.
- 599 Koyama, N., Ueno, Y., Eguchi, Y., Uetake, K. & Tanaka, T. (2012) Effects of daily management changes on behavioral patterns of a solitary female African elephant (*Loxodonta africana*) in a zoo. *Animal Science Journal*, **83**, 562-570.
- 600 Tennesen, T. (1989) Coping with confinement - features of the environment that influence animals' ability to adapt. *Applied Animal Behaviour Science*, **22**, 139-149.
- 601 Westlund, K., Fernstrom, A.-L., Wergard, E.-M., Fredlund, H., Hau, J. & Spangberg, M. (2012) Physiological and behavioural stress responses in cynomolgus macaques (*Macaca fascicularis*) to noise associated with construction work. *Laboratory Animals*, **46**, 51-58.
- 602 Rimpley, K. & Buchanan-Smith, H.M. (2013) Reliably signalling a startling husbandry event improves welfare of zoo-housed capuchins (*Sapajus apella*). *Applied Animal Behaviour Science*, **147**, 205-213.
- 603 Quirke, T. & O'Riordan, R. (2015) An investigation into the prevalence of exploratory behavior in captive cheetahs (*Acinonyx jubatus*). *Zoo Biology*, **34**, 130-138.
- 604 Bloomsmith, M.A. & Lambeth, S.P. (1995) Effects of predictable versus unpredictable feeding schedules on chimpanzee behavior. *Applied Animal Behaviour Science*, **44**, 65-74.
- 605 Hosey, G.R. (2000) Zoo animals and their human audiences: what is the visitor effect? *Animal Welfare*, **9**, 343-357.
- 606 Love, O.P., Shutt, L.J., Silfies, J.S., Bird, D.M., Love, O.P., Shutt, L.J., Silfies, J.S. & Bird, D.M. (2003) Repeated restraint and sampling results in reduced corticosterone levels in developing and adult captive American kestrels (*Falco sparverius*). *Physiological and Biochemical Zoology*, **76**, 753-761.
- 607 Hogan, L.A., Johnston, S.D., Lisle, A.T., Keeley, T., Wong, P., Nicolson, V., Horsup, A.B., Janssen, T. & Phillips, C.J.C. (2011) Behavioural and physiological responses of captive wombats (*Lasiornhinus latifrons*) to regular handling by humans. *Applied Animal Behaviour Science*, **134**, 217-228.
- 608 Grandin, T., Curtis, S.E., Widowski, T.M. & Thurmon, J.C. (1986) Electro-immobilization versus mechanical restraint in an avoid-avoid choice test for ewes. *Journal of Animal Science*, **62**, 1469-1480.

- 609** Eriksson, P., Zidar, J., White, D., Westander, J. & Andersson, M. (2010) Current husbandry of red pandas (*Ailurus fulgens*) in zoos. *Zoo Biology*, **29**, 732-740.
- 610** Proops, L. & McComb, K. (2010) Attributing attention: the use of human-given cues by domestic horses (*Equus caballus*). *Animal Cognition*, **13**, 197-205.
- 611** Smet, A.F. & Byrne, R.W. (2014) African elephants (*Loxodonta africana*) recognize visual attention from face and body orientation. *Biology Letters*, **10**(7), 0428.
- 612** Thompson, V.D. (1989) Behavioral response of 12 ungulate species in captivity to the presence of humans. *Zoo Biology*, **8**, 275-297.
- 613** Sellinger, R.L. & Ha, J.C. (2005) The effects of visitor density and intensity on the behavior of two captive jaguars (*Panthera onca*). *Journal of Applied Animal Welfare Science*, **8**, 233-244.
- 614** Stoinski, T.S., Jaicks, H.F. & Drayton, L.A. (2012) Visitor effects on the behavior of captive western lowland gorillas: the importance of individual differences in examining welfare. *Zoo Biology*, **31**, 586-599.
- 615** Iredale, S.K., Nevill, C.H. & Lutz, C.K. (2010) The influence of observer presence on baboon (*Papio* spp.) and rhesus macaque (*Macaca mulatta*) behavior. *Applied Animal Behaviour Science*, **122**, 53-57.
- 616** Klailova, M., Hodgkinson, C. & Lee, P.C. (2010) Behavioral responses of one western lowland gorilla (*Gorilla gorilla gorilla*) group at Bai Hokou, Central African Republic, to tourists, researchers and trackers. *American Journal of Primatology*, **72**, 897-906.
- 617** Quadros, S., Goulart, V.D.L., Passos, L., Vecci, M.A.M. & Young, R.J. (2014) Zoo visitor effect on mammal behaviour: does noise matter? *Journal of Applied Animal Behaviour Science*, **156**, 78-84.
- 618** Ozella, L., Anfossi, L., Di Nardo, F. & Pessani, D. (2016) Effect of weather conditions and presence of visitors on adrenocortical activity in captive African penguins (*Spheniscus demersus*). *General and Comparative Endocrinology*, in press.
- 619** Ozella, L., Favaro, L., Carnovale, I. & Pessani, D. (2015) Pond use by captive African penguins (*Spheniscus demersus*) in an immersive exhibit adjacent to human bathers. *Journal of Applied Animal Welfare Science*, **18**, 303-309.
- 620** de Azevedo, C.S., Lima, M.F.F., da Silva, V.C.A., Young, R.J. & Rodrigues, M. (2012) Visitor influence on the behavior of captive greater rheas (*Rhea americana*, Rheidae Aves). *Journal of Applied Animal Welfare Science*, **15**, 113-125.
- 621** Nimon, A.J. & Dalziel, F.R. (1992) Cross-species interaction and communication: a study method applied to captive siamang (*Hylobates syndactylus*) and long-billed corella (*Cacatua tenuirostris*) contacts with humans. *Applied Animal Behaviour Science*, **33**, 261-272.
- 622** Pifarré, M., Valdez, R., González-Rebeles, C., Vázquez, C., Romano, M. & Galindo, F. (2012) The effect of zoo visitors on the behaviour and faecal cortisol of the Mexican wolf (*Canis lupus baileyi*). *Applied Animal Behaviour Science*, **136**, 57-62.
- 623** Tingvold, H.G., Fyumagwa, R., Bech, C., Baardsen, L.F., Rosenlund, H. & Røskaft, E. (2013) Determining adrenocortical activity as a measure of stress in African elephants (*Loxodonta africana*) in relation to human activities in Serengeti ecosystem. *African Journal of Ecology*, **51**, 580-589.
- 624** O'Donovan, D., Hindle, J.E., McKeown, S. & O'Donovan, S. (1993) Effect of visitors on the behaviour of female cheetahs (*Acinonyx jubatus*) and cubs. *International Zoo Yearbook*, **32**, 238-244.
- 625** Sherwen, S.L., Hemsworth, P.H., Butler, K.L., Fanson, K. V & Magrath, M.J.L. (2015) Impacts of visitor number on kangaroos housed in free-range exhibits. *Zoo Biology*, **34**, 287-295.
- 626** Larsen, M.J., Sherwen, S.L. & Rault, J.-L. (2014) Number of nearby visitors and noise level affect vigilance in captive koalas. *Applied Animal Behaviour Science*, **154**, 76-82.
- 627** Sherwen, S.L., Magrath, M.J.L., Butler, K.L., Phillips, C.J.C. & Hemsworth, P.H. (2014) A multi-enclosure study investigating the behavioural response of meerkats to zoo visitors. *Applied Animal Behaviour Science*, **156**, 70-77.
- 628** Birke, L. (2002) Effects of browse, human visitors and noise on the behaviour of captive orang utans. *Animal Welfare*, **11**, 189-202.
- 629** Chamove, A.S., Hosey, G.R. & Schaezel, P. (1988) Visitors excite primates in zoos. *Zoo Biology*, **7**, 359-369.
- 630** Glatston, A.R., Geilvoet-Soeteman, E., Hora-Peček, E. & van Hooff, J.A.R.A.M. (1984) The influence of the zoo environment on social behavior of groups of cotton-topped tamarins, *Saguinus oedipus oedipus*. *Zoo Biology*, **3**, 241-253.
- 631** Todd, P.A., Macdonald, C. & Coleman, D. (2007) Visitor-associated variation in captive Diana monkey (*Cercopithecus diana diana*) behaviour. *Applied Animal Behaviour Science*, **107**, 162-165.
- 632** Mitchell, G., Herring, F., Obradovich, S., Tromborg, C., Dowd, B., Neville, L.E. & Field, L. (1991) Effects of visitors and cage changes on the behaviors of mangabeys. *Zoo Biology*, **10**, 417-423.
- 633** Mitchell, G., Obradovich, S.D., Herring, F.H., Dowd, B. & Tromborg, C. (1991) Threats to observers, keepers, visitors, and others by zoo mangabeys (*Cercocebus galeritus chrysogaster*). *Primates*, **32**, 515-522.
- 634** Lundin, L. (2013) *Visitor effects on the behavior of drills (Mandrillus leucophaeus) and petting zoo animals at Parken Zoo*. Master's thesis. Linköping, Sweden: Linköpings universitet.
- 635** Skyner, L.J., Amory, J.R. & Hosey, G. (2004) The effect of visitors on the self-injurious behaviour of a male pileated gibbon (*Hylobates pileatus*). *Zoologische Garten*, **1**, 38-41.
- 636** Mitchell, G., Tromborg, C.T., Kaufman, J., Bargabus, S., Simoni, R. & Geissler, V. (1992) More on the "influence" of zoo visitors on the behaviour of captive primates. *Applied Animal Behaviour Science*, **35**, 189-198.

- 637** Smith, K.N. & Kuhar, C.W. (2010) Siamangs (*Hylobates syndactylus*) and white-cheeked gibbons (*Hylobates leucogenys*) show few behavioral differences related to zoo attendance. *Journal of Applied Animal Welfare Science*, **13**, 154-163.
- 638** Davis, N., Schaffner, C.M. & Smith, T.E. (2005) Evidence that zoo visitors influence HPA activity in spider monkeys (*Ateles geoffroyi rufiventris*). *Applied Animal Behaviour Science*, **90**, 131-141.
- 639** Carder, G. & Semple, S. (2008) Visitor effects on anxiety in two captive groups of western lowland gorillas. *Applied Animal Behaviour Science*, **115**, 211-220.
- 640** Kuhar, C.W. (2008) Group differences in captive gorillas' reaction to large crowds. *Applied Animal Behaviour Science*, **110**, 377-385.
- 641** Wells, D.L. (2005) A note on the influence of visitors on the behaviour and welfare of zoo-housed gorillas. *Applied Animal Behaviour Science*, **93**, 13-17.
- 642** Crofoot, M.C., Lambert, T.D., Kays, R. & Wikelski, M.C. (2010) Does watching a monkey change its behaviour? Quantifying observer effects in habituated wild primates using automated radiotelemetry. *Animal Behaviour*, **80**, 475-480.
- 643** Rajagopal, T., Archunan, G. & Sekar, M. (2011) Impact of zoo visitors on the fecal cortisol levels and behavior of an endangered species: Indian blackbuck (*Antelope cervicapra* L.). *Journal of Applied Animal Welfare Science*, **14**, 18-32.
- 644** Sekar, M., Rajagopal, T. & Archunan, G. (2008) Influence of zoo visitor presence on the behavior of captive Indian gaur (*Bos gaurus gaurus*) in a zoological park. *Journal of Applied Animal Welfare Science*, **11**, 352-357.
- 645** Hodgetts, B.V., Waas, J.R. & Matthews, L.R. (1998) The effects of visual and auditory disturbance on the behaviour of red deer (*Cervus elaphus*) at pasture with and without shelter. *Applied Animal Behaviour Science*, **55**, 337-351.
- 646** Shen-Jin, L., Todd, P.A., Yan, Y., Lin, Y., Hongmei, F. & Wan-Hong, W. (2010) The effects of visitor density on sika deer (*Cervus nippon*) behaviour in Zhu-Yu-Wan Park, China. *Animal Welfare*, **19**, 61-65.
- 647** Fernandez, E.J., Tamborski, M.A., Pickens, S.R. & Timberlake, W. (2009) Animal-visitor interactions in the modern zoo: conflicts and interventions. *Applied Animal Behaviour Science*, **120**, 1-8.
- 648** Ross, S.R., Wagner, K.E., Schapiro, S.J., Hau, J. & Lukas, K.E. (2011) Transfer and acclimatization effects on the behavior of two species of African great ape (*Pan troglodytes* and *Gorilla gorilla gorilla*) moved to a novel and naturalistic zoo environment. *International Journal of Primatology*, **32**, 99-117.
- 649** Brouček, J. (2014) Effect of noise on performance, stress, and behaviour of animals. *Slovak Journal of Animal Science*, **47**, 111-123.
- 650** Waser, P.M. & Brown, C.H. (1986) Habitat acoustics and primate communication. *American Journal of Primatology*, **10**, 135-154.
- 651** Duarte, M.H.L., Vecchi, M.A., Hirsch, A. & Young, R.J. (2011) Noisy human neighbours affect where urban monkeys live. *Biology Letters*, **7**, 840-842.
- 652** Pepper, I. & Martin, J. (2005) Noise in the environment of a range of captive primate species: how does it affect behaviour? In: Nicklin, A. (ed.) *Proceedings of the 7th annual symposium on zoo research*, pp. 37-40. London: British and Irish Association of Zoos and Aquariums.
- 653** Maier, J.A.K., Murphy, S.M., White, R.G. & Smith, M.D. (1998) Responses of caribou to overflights by low-altitude jet aircraft. *Journal of Wildlife Management*, **62**, 752-766.
- 654** Bowles, A.E., Eckert, S., Starke, B., Wolski, L. & Matesic, J. (1999) *Effects of flight noise from jet aircraft and sonic booms on hearing, behavior, heart rate and oxygen consumption of desert tortoises (Gopherus agassizii)*. www.dtic.mil/dtic/tr/fulltext/u2/a367285.pdf.
- 655** Berglund, B., Lindvall, T. & Schwela, D.H. (1999) *Guidelines for community noise*. Geneva: World Health Organization.
- 656** Wright, A.J., Soto, N.A., Baldwin, A.L., Bateson, M., Beale, C.M., Clark, C., Deak, T., Edwards, E.F., Fernandez, A., Godinho, A., Hatch, L.T., Kakuschke, A., Lusseau, D., Martineau, D., Romero, L.M., Weilgart, L.S., Wintle, B.A., Notarbartolo-di-Sciara, G. & Martin, V. (2007) Anthropogenic noise as a stressor in animals: a multidisciplinary perspective. *International Journal of Comparative Psychology*, **20**, 250-273.
- 657** Francis, C.D. & Barber, J.R. (2013) A framework for understanding noise impacts on wildlife: an urgent conservation priority. *Frontiers in Ecology and the Environment*, **11**, 305-313.
- 658** Hartline, P.H. (1971) Physiological basis for detection of sound and vibration in snakes. *Journal of Experimental Biology*, **54**, 349-371.
- 659** Payne, K.B., Langbauer, W.R. & Thomas, E.M. (1986) Infrasonic calls of the Asian elephant (*Elephas maximus*). *Behavioral Ecology and Sociobiology*, **18**, 297-301.
- 660** Poole, J.H., Payne, K., Langbauer, W.R. & Moss, C.J. (1988) The social contexts of some very low-frequency calls of African elephants. *Behavioral Ecology and Sociobiology*, **22**, 385-392.
- 661** McComb, K., Reby, D., Baker, L., Moss, C. & Sayialel, S. (2003) Long-distance communication of acoustic cues to social identity in African elephants. *Animal Behaviour*, **65**, 317-329.
- 662** Nowacki, G., Mitraszewska, I., Kamiński, T. & Wierzejski, A. (2008) Research of infrasound noise in heavy goods vehicle and busses. In: Kabashkin, I.V. & Yatskiv, I.V. (eds) *The 8th International Conference "Reliability and Statistics in Transportation and Communication"*, pp. 209-215. Riga, Latvia: Transport and Telecommunication Institute.
- 663** Hill, P.S.M. (2001) Vibration and animal communication: a review. *American Zoologist*, **41**, 1135-1142.

- 664** Gregory, J.E., McIntyre, A.K. & Proske, U. (1986) Vibration-evoked responses from lamellated corpuscles in the legs of kangaroos. *Experimental Brain Research*, **62**, 648-653.
- 665** O'Connell-Rodwell, C.E., Arnason, B.T. & Hart, L.A. (2000) Seismic properties of Asian elephant (*Elephas maximus*) vocalizations and locomotion. *Journal of the Acoustical Society of America*, **108**, 3066-3072.
- 666** Brown, B.T., Mills, G.S., Powels, C., Russell, W.A., Therres, G.D. & Pottie, J.J. (1999) The influence of weapons-testing noise on bald eagle behavior. *Journal of Raptor Research*, **33**, 227-232.
- 667** Tempel, D.J. & Gutierrez, R.J. (2003) Fecal corticosterone levels in California spotted owls exposed to low-intensity chainsaw sound. *Wildlife Society Bulletin*, **31**, 698-702.
- 668** Lehman, R.N., Steenhof, K., Kochert, M.N. & Carpenter, L.B. (1999) Effects of military training activities on shrub-steppe raptors in Southwestern Idaho, USA. *Environmental Management*, **23**, 409-417.
- 669** Schueck, L.S. & Marzluff, J.M. (1995) Influence of weather on conclusions about effects of human activities on raptors. *Journal of Wildlife Management*, **59**, 674-682.
- 670** Cross, N., Pines, M.K. & Rogers, L.J. (2004) Saliva sampling to assess cortisol levels in unrestrained common marmosets and the effect of behavioral stress. *American Journal of Primatology*, **62**, 107-114.
- 671** Hanson, J.D., Larson, M.E. & Snowdon, C.T. (1976) The effects of control over high intensity noise on plasma cortisol levels in rhesus monkeys. *Behavioral Biology*, **340**, 333-340.
- 672** Laurance, W.F., Croes, B.M., Guissouegou, N., Buij, R., Dethier, M. & Alonso, A. (2008) Impacts of roads, hunting, and habitat alteration on nocturnal mammals in African rainforests. *Conservation Biology*, **22**, 721-732.
- 673** Sawyer, H., Nielson, R.M., Lindzey, F. & McDonald, L.L. (2006) Winter habitat selection of mule deer before and during development of a natural gas field. *Journal of Wildlife Management*, **70**, 396-403.
- 674** Powell, S.M., Carlstead, K., Tarou, L.R., Brown, J.L. & Monfort, S.L. (2007) Effects of construction noise on behavior and cortisol levels in a pair of captive giant pandas (*Ailuropoda melanoleuca*). *Zoo Biology*, **25**, 391-408.
- 675** Chosy, J., Wilson, M. & Santymire, R. (2014) Behavioral and physiological responses in felids to exhibit construction. *Zoo Biology*, **33**, 267-274.
- 676** Schell, C.J., Young, J.K., Lonsdorf, E.V. & Santymire, R.M. (2013) Anthropogenic and physiologically induced stress responses in captive coyotes. *Journal of Mammalogy*, **94**, 1131-1140.
- 677** Shannon, G., McKenna, M.F., Angeloni, L.M., Crooks, K.R., Fristrup, K.M., Brown, E., Warner, K.A., Nelson, M.D., White, C., Briggs, J., McFarland, S. & Wittemyer, G. (2015) A synthesis of two decades of research documenting the effects of noise on wildlife. *Biological Reviews*, in press.
- 678** Barber, J.R., Crooks, K.R. & Fristrup, K.M. (2010) The costs of chronic noise exposure for terrestrial organisms. *Trends in Ecology and Evolution*, **25**, 180-189.
- 679** Ortega, C. (2012) Effects of noise pollution on birds: a brief review of our knowledge. *Ornithological Monographs*, **74**, 6-22.
- 680** Wright, A.J., Soto, N.A., Baldwin, A.L., Bateson, M., Beale, C.M., Clark, C., Deak, T., Edwards, E.F., Fernández, A., Godinho, A., Hatch, L.T., Kakuschke, A., Lusseau, D., Martineau, D., Romero, M.L., Weilgart, L.S., Wintle, B.A., Notarbartolo-di-Sciara, G. & Martin, V. (2007) Do marine mammals experience stress related to anthropogenic noise? *International Journal of Comparative Psychology*, **20**, 274-316.
- 681** Kight, C.R. & Swaddle, J.P. (2011) How and why environmental noise impacts animals: an integrative, mechanistic review. *Ecology Letters*, **14**, 1052-1061.
- 682** Burow, A., Day, H.E.W. & Campeau, S. (2005) A detailed characterization of loud noise stress: intensity analysis of hypothalamo-pituitary-adrenocortical axis and brain activation. *Brain Research*, **1062**, 63-73.
- 683** Anon. (2013) 600 mink BITE each other to death after being driven mad by low-flying Swedish air force jets. <http://www.dailymail.co.uk/news/article-2296954/600-mink-BITE-death-driven-mad-low-flying-Swedish-air-force-jets.html>.
- 684** Bell, W.B. (1972) Animal response to sonic booms. *Journal of the Acoustical Society of America*, **51**, 758-765.
- 685** Tyack, P.L. (2008) Large-scale changes in the marine acoustic environment. *Journal of Mammalogy*, **89**, 549-558.
- 686** Anon. (2001) Scientists' assessment of the impact of housing and management on animal welfare. *Journal of Applied Animal Welfare Science*, **4**, 3-52.
- 687** Christensen, J.W., Zharkikh, T., Ladewig, J. & Yasinetskaya, N. (2002) Social behaviour in stallion groups (*Equus przewalskii* and *Equus caballus*) kept under natural and domestic conditions. *Applied Animal Behaviour Science*, **76**, 11-20.
- 688** Price, E.E. & Stoinski, T.S. (2007) Group size: determinants in the wild and implications for the captive housing of wild mammals in zoos. *Applied Animal Behaviour Science*, **103**, 255-264.
- 689** Renner, M.J. & Kelly, A.L. (2006) Behavioral decisions for managing social distance and aggression in captive polar bears (*Ursus maritimus*). *Journal of Applied Animal Welfare Science*, **9**, 233-239.
- 690** Miller, A., Leighty, K.A. & Bettinger, T.L. (2013) Behavioral analysis of tiger night housing practices. *Zoo Biology*, **32**, 189-194.
- 691** Macri, A.M. & Patterson-Kane, E. (2011) Behavioural analysis of solitary versus socially housed snow leopards (*Panthera uncia*), with the provision of simulated social contact. *Applied Animal Behaviour Science*, **130**, 115-123.

- 692** Meehan, C.L., Garner, J.P. & Mench, J.A. (2003) Isosexual pair housing improves the welfare of young Amazon parrots. *Applied Animal Behaviour Science*, **81**, 73-88.
- 693** Spring, S.E., Clifford, J.O. & Tomko, D.L. (1997) Effect of environmental enrichment devices on behaviors of single- and group-housed squirrel monkeys (*Saimiri sciureus*). *Contemporary Topics in Laboratory Animal Science*, **36**, 72-75.
- 694** Ruiz-Miranda, C.R., Wells, S.A., Golden, R. & Seidensticker, J. (1998) Vocalizations and other behavioral responses of male cheetahs (*Acinonyx jubatus*) during experimental separation and reunion trials. *Zoo Biology*, **17**, 1-16.
- 695** Chadwick, C.L., Rees, P.A. & Stevens-Wood, B. (2013) Captive-housed male cheetahs (*Acinonyx jubatus soemmeringii*) form naturalistic coalitions: measuring associations and calculating chance encounters. *Zoo Biology*, **32**, 518-527.
- 696** Caro, T.M. (1993) Behavioral solutions to breeding cheetahs in captivity: insights from the wild. *Zoo Biology*, **12**, 19-30.
- 697** Bhakat, C., Raghavendra, S. & Sahani, M.S. (2005) Effects of different management conditions on rutting behavior of Indian dromedary camel. *Emirates Journal of Agricultural Science*, **17**, 1-13.
- 698** Fatnassi, M., Padalino, B., Monaco, D., Aube, L., Khorchani, T., Lacalandra, G.M. & Hammadi, M. (2014) Effect of different management systems on rutting behavior and behavioral repertoire of housed Maghrebi male camels (*Camelus dromedarius*). *Tropical Animal Health and Production*, **46**, 861-867.
- 699** Schulte, B.A. (2000) Social structure and helping behavior in captive elephants. *Zoo Biology*, **19**, 447-459.
- 700** Vanitha, V., Thiyagesan, K. & Baskaran, N. (2011) Social life of captive Asian elephants (*Elephas maximus*) in southern India: implications for elephant welfare. *Journal of Applied Animal Welfare Science*, **14**, 42-58.
- 701** Schmid, J., Heistermann, M., Gansloßer, U. & Hodges, J.K. (2001) Introduction of foreign female Asian elephants (*Elephas maximus*) into an existing group: behavioural reactions and changes in cortisol levels. *Animal Welfare*, **10**, 357-372.
- 702** Mehrkam, L.R. & Thompson, R.K.R. (2015) Seasonal trends in intrapack aggression of captive wolves (*Canis lupus*) and wolf-dog crosses: implications for management in mixed-subspecies exhibits. *Journal of Applied Animal Welfare Science*, **18**, 1-16.
- 703** Soltis, J., Wegner, F.H. & Newman, J.D. (2003) Adult cortisol response to immature offspring play in captive squirrel monkeys. *Physiology and Behavior*, **80**, 217-223.
- 704** Pedersen, V. & Jeppesen, L.L. (2001) Effects of family housing on behaviour, plasma cortisol and performance in adult female mink (*Mustela vison*). *Acta Agriculturae Scandinavica A*, **51**, 77-88.
- 705** Evans, K.E. & Harris, S. (2008) Adolescence in male African elephants, *Loxodonta africana*, and the importance of sociality. *Animal Behaviour*, **76**, 779-787.
- 706** Hambrecht, S. & Reichler, S. (2013) Group dynamics of young Asian elephant bulls (*Elephas maximus* Linnaeus, 1758) in Heidelberg Zoo - integration of a newcomer in an established herd. *Zoologische Garten*, **82**, 267-292.
- 707** Bonato, M., Cherry, M.I. & Cloete, S.W.P. (2015) Mate choice, maternal investment and implications for ostrich welfare in a farming environment. *Applied Animal Behaviour Science*, **171**, 1-7.
- 708** Mattiello, S., Brignoli, S.M., Cordedda, A., Pedroni, B., Colombo, C. & Rosi, F. (2014) Effect of the change of social environment on the behavior of a captive brown bear (*Ursus arctos*). *Journal of Veterinary Behavior*, **9**, 119-123.
- 709** Samuni, L., Mundry, R., Terkel, J., Zuberbühler, K. & Hobaiter, C. (2014) Socially learned habituation to human observers in wild chimpanzees. *Animal Cognition*, **17**, 997-1005.
- 710** Pollard, J.C. & Littlejohn, R.P. (1998) Effects of winter housing, exercise, and dietary treatments on the behaviour and welfare of red deer (*Cervus elaphus*) hinds. *Animal Welfare*, **7**, 45-56.
- 711** Steinmetz, H.W., Kaumanns, W., Dix, I., Heistermann, M., Fox, M. & Kaup, F.J. (2006) Coat condition, housing condition and measurement of faecal cortisol metabolites - a non-invasive study about alopecia in captive rhesus macaques (*Macaca mulatta*). *Journal of Medical Primatology*, **35**, 3-11.
- 712** Frederick, C., Hunt, K., Kyes, R., Collins, D., Durrant, B., Ha, J. & Wasser, S.K. (2013) Social influences on the estrous cycle of the captive sun bear (*Helarctos malayanus*). *Zoo Biology*, **32**, 581-591.
- 713** Duncan, L.M., Jones, M.A., Van Lierop, M. & Pillay, N. (2013) Chimpanzees use multiple strategies to limit aggression and stress during spatial density changes. *Applied Animal Behaviour Science*, **147**, 159-171.
- 714** Shannon, G., Slotow, R., Durant, S.M., Sayialel, K.N., Poole, J., Moss, C & McComb, K. (2013) Effects of social disruption in elephants persist decades after culling. *Frontiers in Zoology*, **10(62)**, 1-10.
- 715** Bradshaw, G.A. & Schore, A.N. (2007) How elephants are opening doors: developmental neuroethology, attachment and social context. *Ethology*, **113**, 426-436.
- 716** Dufour, V., Sueur, C., Whiten, A. & Buchanan-Smith, H.M. (2011) The impact of moving to a novel environment on social networks, activity and wellbeing in two New World primates. *American Journal of Primatology*, **73**, 1-10.
- 717** Tarou, L.R., Bashaw, M.J. & Maple, T.L. (2000) Social attachment in giraffe: response to social separation. *Zoo Biology*, **19**, 41-51.
- 718** Cross, N. & Rogers, L.J. (2006) Mobbing vocalizations as a coping response in the common marmoset. *Hormones and Behavior*, **49**, 237-245.
- 719** Rukstalis, M. & French, J.A. (2005) Vocal buffering of the stress response: exposure to conspecific vocalizations moderates urinary cortisol excretion in isolated marmosets. *Hormones and Behavior*, **47**, 1-7.

- 720** Douglas-Hamilton, I., Bhalla, S., Wittemyer, G. & Vollrath, F. (2006) Behavioural reactions of elephants towards a dying and deceased matriarch. *Applied Animal Behaviour Science*, **100**, 87-102.
- 721** Messenger, S. (2015) Circus elephants rush to help friend who fell during cruel stunt. <https://www.thedodo.com/circus-elephant-falls-stunt-video-1246774647.html>.
- 722** Miller, L.J., Bettinger, T. & Mellen, J. (2008) The reduction of stereotypic pacing in tigers (*Panthera tigris*) by obstructing the view of neighbouring individuals. *Animal Welfare*, **17**, 255-258.
- 723** De Rouck, M., Kitchener, A.C., Law, G. & Nelissen, M. (2005) A comparative study of the influence of social housing conditions on the behaviour of captive tigers (*Panthera tigris*). *Animal Welfare*, **14**, 229-238.
- 724** Abeyesinghe, S.M., Goddard, P.J. & Cockram, M.S. (1997) The behavioural and physiological responses of farmed red deer (*Cervus elaphus*) penned adjacent to other species. *Applied Animal Behaviour Science*, **55**, 163-175.
- 725** Blumstein, D.T., Mari, M., Daniel, J.C., Ardron, J.G., Griffin, A.S. & Evans, C.S. (2002) Olfactory predator recognition: wallabies may have to learn to be wary. *Animal Conservation*, **5**, 87-93.
- 726** Caine, N.G. & Weldon, P.J. (1989) Responses by red-bellied tamarins (*Saguinus labiatus*) to fecal scents of predatory and non-predatory neotropical mammals. *Biotropica*, **21**, 186-189.
- 727** Kelling, A.S., Allard, S.M., Kelling, N.J., Sandhaus, E.A. & Maple, T.L. (2012) Lion, ungulate, and visitor reactions to playbacks of lion roars at Zoo Atlanta. *Journal of Applied Animal Welfare Science*, **15**, 313-328.
- 728** Dale, R.H.I. (2009) Birth statistics for African (*Loxodonta africana*) and Asian (*Elephas maximus*) elephants in human care: history and implications for elephant welfare. *Zoo Biology*, **29**, 87-103.
- 729** Saunders, S.P., Harris, T., Traylor-Holzer, K. & Beck, K.G. (2014) Factors influencing breeding success, ovarian cyclicity, and cub survival in zoo-managed tigers (*Panthera tigris*). *Animal Reproduction Science*, **144**, 38-47.
- 730** Müller, D.W.H., Gaillard, J.M., Lackey, L.B., Hatt, J.M. & Clauss, M. (2010) Comparing life expectancy of three deer species between captive and wild populations. *European Journal of Wildlife Research*, **56**, 205-208.
- 731** Müller, D.W.H., Lackey, L.B., Streich, W.J., Fickel, J., Hatt, J.-M. & Clauss, M. (2011) Mating system, feeding type and ex situ conservation effort determine life expectancy in captive ruminants. *Proceedings of the Royal Society of London*, **278B**, 2076-2080.
- 732** Taylor, V.J. & Poole, T.B. (1998) Captive breeding and infant mortality in Asian elephants: a comparison between twenty western zoos and three eastern elephant centers. *Zoo Biology*, **17**, 311-332.
- 733** Hermes, R., Hildebrandt, T.B. & Göritz, F. (2004) Reproductive problems directly attributable to long-term captivity-asymmetric reproductive aging. *Animal Reproduction Science*, **82**, 49-60.
- 734** Clubb, R., Rowcliffe, M., Lee, P., Mar, K.U., Moss, C. & Mason, G.J. (2009) Fecundity and population viability in female zoo elephants: problems and possible solutions. *Animal Welfare*, **18**, 237-247.
- 735** Dolman, P.M., Collar, N.J., Scotland, K.M. & Burnside, R.J. (2015) Ark or park: the need to predict relative effectiveness of *ex situ* and *in situ* conservation before attempting captive breeding. *Journal of Applied Ecology*, **52**, 841-850.
- 736** Saint Jalme, M. (2002) Endangered avian species captive propagation: an overview of functions and techniques. *Avian and Polutry Biology Reviews*, **13**, 187-202.
- 737** Brown, J.L., Collopy, M.W., Gott, E.J., Juergens, P.W., Montoya, A.B. & Hunt, W.G. (2006) Wild-reared aplomado falcons survive and recruit at higher rates than hatched falcons in a common environment. *Biological Conservation*, **131**, 453-458.
- 738** Jule, K.R., Leaver, L.A. & Lea, S.E.G. (2008) The effects of captive experience in reintroduction survival in carnivores: a review and analysis. *Biological Conservation*, **141**, 355-363.
- 739** Agnew, D.W., Munson, L. & Ramsay, E.C. (2004) Cystic endometrial hyperplasia in elephants. *Veterinary Pathology*, **41**, 179-183.
- 740** Crosier, A.E., Comizzoli, P., Baker, T., Davidson, A., Munson, L., Howard, J., Marker, L.L. & Wildt, D.E. (2011) Increasing age influences uterine integrity, but not ovarian function or oocyte quality, in the cheetah (*Acinonyx jubatus*). *Biology of Reproduction*, **85**, 243-253.
- 741** Augustus, P., Casavant, K., Troxel, N., Rieches, R. & Bercovitch, F. (2006) Reproductive life history of South African cheetahs (*Acinonyx jubatus jubatus*) at the San Diego Zoo Wild Animal Park, 1970 - 2005. *Zoo Biology*, **26**, 93-104.
- 742** Bertschinger, H.J., Meltzer, D.G.A. & Van Dyk, A. (2008) Captive breeding of cheetahs in South Africa - 30 years of data from the de Wildt Cheetah and Wildlife Centre. *Reproduction in Domestic Animals*, **43**, 66-73.
- 743** Munson, L. & Moresco, A. (2007) Comparative pathology of mammary gland cancers in domestic and wild animals. *Breast Disease*, **28**, 7-21.
- 744** Marker, L.L., Dickman, A.J., Jeo, R.M., Mills, M.G.L. & Macdonald, D.W. (2003) Demography of the Namibian cheetah, *Acinonyx jubatus jubatus*. *Biological Conservation*, **114**, 413-425.
- 745** de Oliveira, C.A., West, G.D., Houck, R. & Leblanc, M. (2004) Control of musth in an Asian elephant bull (*Elephas maximus*) using leuprolide acetate. *Journal of Zoo and Wildlife Medicine*, **35**, 70-76.
- 746** Cooper, K.A., Harder, J.D., Clawson, D.H., Frederick, D.L., Lodge, G.A., Peachey, H.C., Spellmire, T.J. & Winstel, D.P. (1990) Serum testosterone and musth in captive male African and Asian elephants. *Zoo Biology*, **9**, 297-306.
- 747** El-Bahrawy, K.A., Khalifa, M.A. & Rateb, S.A. (2015) Recent advances in dromedary camel reproduction: an Egyptian field experience. *Emirates Journal of Food and Agriculture*, **27**, 350-354.

- 748** Kurt, F. & Mar, K.U. (1996) Neonate mortality in captive Asian elephants (*Elephas maximus*). *Zeitschrift für Saugtierkunde*, **61**, 155-164.
- 749** Fanson, K.V., Wielebnowski, N.C., Shenk, T.M., Jakubas, W.J., Squires, J.R. & Lucas, J.R. (2010) Patterns of testicular activity in captive and wild Canada lynx (*Lynx canadensis*). *General and Comparative Endocrinology*, **169**, 210-216.
- 750** Fanson, K.V., Wielebnowski, N.C., Shenk, T.M., Vashon, J.H., Squires, J.R. & Lucas, J.R. (2010) Patterns of ovarian and luteal activity in captive and wild Canada lynx (*Lynx canadensis*). *General and Comparative Endocrinology*, **169**, 217-224.
- 751** Fanson, K.V.P. (2009) *Stress and reproductive physiology in Canada lynx (Lynx canadensis): implications for in-situ and ex-situ conservation*. PhD thesis. West Lafayette, Indiana: Purdue University.
- 752** Freeman, E.W., Meyer, J.M., Bird, J., Adendorff, J., Schulte, B.A. & Santymire, R.M. (2014) Impacts of environmental pressures on the reproductive physiology of subpopulations of black rhinoceros (*Diceros bicornis bicornis*) in Addo Elephant National Park, South Africa. *Conservation Physiology*, **2(1)**, cot034.
- 753** Kaiser, S. & Sachser, N. (2005) The effects of prenatal social stress on behaviour: mechanisms and function. *Neuroscience and Biobehavioral Reviews*, **29**, 283-294.
- 754** Braastad, B.O. (1998) Effects of prenatal stress on behaviour of offspring of laboratory and farmed mammals. *Applied Animal Behaviour Science*, **61**, 159-180.
- 755** Freeman, E.D., Larsen, R.T., Clegg, K. & McMillan, B.R. (2013) Long-lasting effects of maternal condition in free-ranging cervids. *PLoS One*, **8(3)**, e58373.
- 756** Bahr, N.I., Pryce, C.R., Döbeli, M. & Martin, R.D. (1998) Evidence from urinary cortisol that maternal behavior is related to stress in gorillas. *Physiology and Behavior*, **64**, 429-437.
- 757** Lee, P.C., Bussièrè, L.F., Webber, C.E., Poole, J.H. & Moss, C.J. (2013) Enduring consequences of early experiences: 40 year effects on survival and success among African elephants (*Loxodonta africana*). *Biology Letters*, **9**, 20130011.
- 758** Mar, K.U., Lahdenperä, M. & Lummaa, V. (2012) Causes and correlates of calf mortality in captive Asian elephants (*Elephas maximus*). *PLoS One*, **7(3)**, e32335.
- 759** Lee, P.C., Majluf, P. & Gordon, I.J. (1991) Growth, weaning and maternal investment from a comparative perspective. *Journal of Zoology*, **225**, 99-114.
- 760** Newberry, R.C. & Swanson, J.C. (2008) Implications of breaking mother-young social bonds. *Applied Animal Behaviour Science*, **110**, 3-23.
- 761** Latham, N.R. & Mason, G.J. (2008) Maternal deprivation and the development of stereotypic behaviour. *Applied Animal Behaviour Science*, **110**, 84-108.
- 762** Clubb, R., Rowcliffe, M., Lee, P., Mar, K.U., Moss, C. & Mason, G.J. (2008) Compromised survivorship in zoo elephants. *Science*, **322**, 1649.
- 763** Mason, G.J. (1994) Tail-biting in mink (*Mustela vison*) is influenced by age at removal from the mother. *Animal Welfare*, **3**, 305-311.
- 764** Hoff, M.P., Nadler, R.D., Hoff, K.T. & Maple, T.L. (1994) Separation and depression in infant gorillas. *Developmental Psychobiology*, **27**, 439-452.
- 765** Seay, B., Hansen, E. & Harlow, H.F. (1962) Mother-infant separation in monkeys. *Journal of Child Psychology and Psychiatry*, **3**, 123-132.
- 766** Llorente, M., Riba, D., Ballesta, S., Feliu, O. & Rostan, C. (2015) Rehabilitation and socialization of chimpanzees (*Pan troglodytes*) used for entertainment and as pets: an 8-year study at Fundació Mona. *International Journal of Primatology*, **36**, 605-624.
- 767** Read, B.W. & Meier, J.E. (1996) Neonatal care protocols. In: Kleiman, D.G., Allen, M.E., Thompson, K.V. & Lumpkin, S. (eds) *Wild mammals in captivity: principles and techniques*, pp. 41-55. Chicago, Illinois: University of Chicago Press.
- 768** Kelling, A.S., Bashaw, M.J., Bloomsmith, M.A. & Maple, T.L. (2013) Socialization of a single hand-reared tiger cub. *Journal of Applied Animal Welfare Science*, **16**, 47-63.
- 769** Worell, A.B. (2013) Dermatological conditions affecting the beak, claws, and feet of captive avian species. *Veterinary Clinics: Exotic Animal Practice*, **16**, 777-799.
- 770** Yerga, J., Calzada, J., Manteca, X., Vargas, A., Pérez, M.J., Palomares, F. & Rivas, A. (2015) Ontogeny of daily activity and circadian rhythm in the Iberian lynx (*Lynx pardinus*). *Applied Animal Behaviour Science*, **169**, 62-68.
- 771** Najera, F., Revuelta, L. & Kaufman, K.J. (2011) Veterinary aspects of hand-rearing two orphaned African lion (*Panthera leo*) cubs: a revision of procedures. *Journal of Wildlife Rehabilitation*, **31**, 7-14.
- 772** Ellis, D.H., Gee, G.F., Hereford, S.G., Olsen, G.H., Chisolm, T.D., Nicolich, J.M., Sullivan, K.A. & Thomas, N.J., Nagendran, M. & Hatfield, J.S. (2000) Post-release survival of hand-reared and parent-reared Mississippi sandhill cranes. *Condor*, **102**, 104-112.
- 773** Kreger, M.D., Hatfield, J.S., Estevez, I., Gee, G.F. & Clugston, D.A. (2005) The effects of captive rearing on the behavior of newly-released whooping cranes (*Grus americana*). *Applied Animal Behaviour Science*, **93**, 165-178.
- 774** Martin, J.E. (2005) The effects of rearing conditions on grooming and play behaviour in captive chimpanzees. *Animal Welfare*, **14**, 125-133.
- 775** Bourne, D.C., Cracknell, J.M. & Bacon, H.J. (2010) Veterinary issues related to bears (Ursidae). *International Zoo Yearbook*, **44**, 16-32.
- 776** Porton, I. & Niebruegge, K. (2005) The changing role of hand rearing in zoo-based primate breeding programs. In: Sackett, G.P., Ruppenthal, G. & Elias, K. (eds) *Nursery rearing of nonhuman primates in the 21st century*, pp. 21-31. New York: Springer.

- 777 Stookey, J.M. (2008) Beware the bottle-raised male orphan! www.usask.ca/wcvm/herdmed/.../2008_Feb_Bottleorphans.pdf.
- 778 Glendell, G. (2008) Who's a naughty parrot, then? <http://www.vettimes.co.uk/article/whos-a-naughty-parrot-then/>.
- 779 Hinde, R.A., Leighton-Shapiro, M.E. & McGinnis, L. (1978) Effects of various types of separation experience on rhesus monkeys 5 months later. *Journal of Child Psychology and Psychiatry*, **19**, 199-211.
- 780 Marks, I. (1987) The development of normal fear: a review. *Journal of Child Psychology and Psychiatry*, **28**, 667-697.
- 781 Freeman, H.D. & Ross, S.R. (2014) The impact of atypical early histories on pet or performer chimpanzees. *PeerJ*, **2**, e579.
- 782 Beck, B.B. & Power, M.L. (1988) Correlates of sexual and maternal competence in captive gorillas. *Zoo Biology*, **7**, 339-350.
- 783 Kalcher, E., Franz, C., Crailsheim, K. & Preuschoft, S. (2008) Differential onset of infantile deprivation produces distinctive long-term effects in adult ex-laboratory chimpanzees (*Pan troglodytes*). *Developmental Psychobiology*, **50**, 777-788.
- 784 Kalcher-Sommersguter, E., Preuschoft, S., Crailsheim, K. & Franz, C. (2011) Social competence of adult chimpanzees (*Pan troglodytes*) with severe deprivation history: I. An individual approach. *Developmental Psychology*, **47**, 77-90.
- 785 Ballen, C., Shine, R. & Olsson, M. (2014) Effects of early social isolation on the behaviour and performance of juvenile lizards, *Chamaeleo calytratus*. *Animal Behaviour*, **88**, 1-6.
- 786 Bonato, M., Malecki, I.A., Wang, M.D. & Cloete, S.W.P. (2013) Extensive human presence at an early age of ostriches improves the docility of birds at a later stage of life. *Applied Animal Behaviour Science*, **148**, 232-239.
- 787 Mitchell, G.D., Harlow, H.F., Griffin, G.A. & Moller, G.W. (1967) Repeated maternal separation in the monkey. *Psychonomic Science*, **8**, 197-198.
- 788 McSloy, A. (2014) Basic veterinary management of reindeer. *In Practice*, **36**, 495-500.
- 789 Kubiak, M. & Forbes, N. (2011) Veterinary care of raptors 1. Common conditions. *In Practice*, **33**, 28-32.
- 790 Kenward, R.E. (1974) Mortality and fate of trained birds of prey. *Journal of Wildlife Management*, **38**, 751-756.
- 791 Föllmi, J., Steiger, A., Walzer, C., Robert, N., Geissbühler, U., Doherr, M.G. & Wenker, C. (2007) A scoring system to evaluate physical condition and quality of life in geriatric zoo mammals. *Animal Welfare*, **16**, 309-318.
- 792 Hamir, A.N. (2011) Spontaneous lesions in aged captive raccoons (*Procyon lotor*). *Journal of the American Association for Laboratory Animal Science*, **50**, 322-325.
- 793 Lawler, D.F., Evans, R.H., Nieminen, P., Mustonen, A.-M., & Smith, G.K. (2012) Lessons from a non-domestic canid: joint disease in captive raccoon dogs (*Nyctereutes procyonoides*). *Veterinaria Italiana*, **48**, 367-378.
- 794 Wich, S.A., Shumaker, R.W., Perkins, L. & de Vries, H. (2009) Captive and wild orangutan (*Pongo* sp.) survivorship: a comparison and the influence of management. *American Journal of Primatology*, **71**, 680-686.
- 795 Clauss, M., Franz-Odenaal, T.A., Brasch, J., Castell, J.C. & Kaiser, T. (2007) Tooth wear in captive giraffes (*Giraffa camelopardalis*): mesowear analysis classifies free-ranging specimens as browsers but captive ones as grazers. *Journal of Zoo and Wildlife Medicine*, **38**, 433-445.
- 796 Wiese, R.J. & Willis, K. (2004) Calculation of longevity and life expectancy in captive elephants. *Zoo Biology*, **23**, 365-373.
- 797 Dornbusch, T. (2011) Haltungsbedingte Probleme Afrikanischer Elefanten im Circus. *Das Elefanten-Magazin*, **20**, 51-55.
- 798 Kitchener, A. & Macdonald, A.A. (2005) The longevity legacy: the problem of old animals in zoos. In: Hiddinga, B. (ed.) *Proceedings of the EAZA Conference 2004*, pp. 132-137. Amsterdam, the Netherlands: EAZA.
- 799 Tristan, T. (2010) The aging raptor. *Veterinary Clinics: Exotic Animal Practice*, **13**, 51-84.
- 800 Hittmair, K.M. & Vielgrader, H.D. (2000) Radiographic diagnosis of lameness in African elephants (*Loxodonta africana*). *Veterinary Radiology and Ultrasound*, **41**, 511-515.
- 801 Egger, G.F., Witter, K., Weissengruber, G. & Forstenpointner, G. (2008) Articular cartilage in the knee joint of the African elephant, *Loxodonta africana*, Blumenbach 1797. *Journal of Morphology*, **269**, 118-127.
- 802 Dawson, J.E. (1923) Arthritis in animals. *Annals of Physical Medicine*, **5**, 163-167.
- 803 Cowan, D.F. (1968) Avian amyloidosis 1. General incidence in zoo birds. *Veterinary Pathology*, **5**, 51-58.
- 804 Taylor, L.H., Latham, S.M. & Woolhouse, M. (2001) Risk factors for human disease emergence. *Philosophical Transactions of the Royal Society of London*, **356B**, 983-989.
- 805 Warwick, C., Arena, P. & Steedman, C. (2012) A review of captive exotic animal-linked zoonoses. *Journal of Environmental Health Research*, **12**, 9-24.
- 806 Homsy, J. (1999) *Ape tourism and human diseases: how close should we get? A critical review of the rules and regulations governing park management & tourism for the wild mountain gorilla, Gorilla gorilla beringei*. www.igcp.org/wp-content/themes/igcp/docs/pdf/homsy_rev.pdf.
- 807 Michalak, K., Austin, C., Diesel, S., Bacon, J.M., Zimmerman, P. & Maslow, J.N. (1998) *Mycobacterium tuberculosis* infection as a zoonotic disease: transmission between humans and elephants. *Emerging Infectious Diseases*, **4**, 283-287.

- 808** Oh, P., Granich, R., Scott, J., Sun, B., Joseph, M., Stringfield, C., Thisdell, S., Staley, J., Workman-Malcolm, D., Borenstein, L., Lehnkering, E., Ryan, P., Soukup, J., Nitta, A. & Flood, J. (2002) Human exposure following *Mycobacterium tuberculosis* infection of multiple animal species in a metropolitan zoo. *Emerging Infectious Diseases*, **8**, 1290-1293.
- 809** Mikota, S.K. & Maslow, J.N. (2011) Tuberculosis at the human-animal interface: an emerging disease of elephants. *Tuberculosis*, **91**, 208-211.
- 810** Murphree, R., Warkentin, J.V., Dunn, J.R., Schaffner, W. & Jones, T.F. (2011) Elephant-to-human transmission of tuberculosis, 2009. *Emerging Infectious Diseases*, **17**, 366-371.
- 811** Stephens, N., Vogelnest, L., Lowbridge, C., Christensen, A., Marks, G.B., Sintchenko, V. & McAnulty, J. (2013) Transmission of *Mycobacterium tuberculosis* from an Asian elephant (*Elephas maximus*) to a chimpanzee (*Pan troglodytes*) and humans in an Australian zoo. *Epidemiology and Infection*, **141**, 1488-1497.
- 812** Maslow, J.N. & Mikota, S.K. (2015) Tuberculosis in elephants - a reemergent disease: diagnostic dilemmas, the natural history of infection, and new immunological tools. *Veterinary Pathology*, **52**, 437-440.
- 813** Zlot, A., Vines, J., Nystrom, L., Lane, L., Behm, H., Denny, J., Finnegan, M., Hostetler, T., Matthews, G., Storms, T. & DeBess, E. (2016) Diagnosis of tuberculosis in three zoo elephants and a human contact - Oregon, 2013. *Morbidity and Mortality Weekly Report*, **64**, 1398-1402.
- 814** Feldman, M., Isaza, R., Prins, C. & Hernandez, J. (2013) Point prevalence and incidence of Mycobacterium tuberculosis complex in captive elephants in the United States. *Veterinary Quarterly*, **33**, 28-32.
- 815** Miller, M. & Olea-Popelka, F. (2013) One health in the shrinking world: experiences with tuberculosis at the human-livestock-wildlife interface. *Comparative Immunology, Microbiology and Infectious Diseases*, **36**, 263-268.
- 816** Hammond, E.E., Miller, C.A., Sneed, L. & Radcliffe, R.W. (2003) Mycoplasma-associated polyarthritis in a reticulated giraffe. *Journal of Wildlife Diseases*, **39**, 233-237.
- 817** Clark, H.W., Laughlin, D.C., Bailey, J.S. & Brown, T.M. (1980) *Mycoplasma* species and arthritis in captive elephants. *Journal of Zoo Animal Medicine*, **11**, 3-15.
- 818** Rupiper, D.J. (1998) Diseases that affect race performance of homing pigeons. Part II: bacterial, fungal, and parasitic diseases. *Journal of Avian Medicine and Surgery*, **12**, 138-148.
- 819** Huchzermeyer, F.W. (2002) Diseases of farmed crocodiles and ostriches. *Revue scientifique et technique (International Office of Epizootics)*, **21**, 265-276.
- 820** Haigh, J.C. (1996) Management practices to minimise infectious and parasitic diseases of farmed and ranched cervids and bison. *Revue scientifique et technique (International Office of Epizootics)*, **15**, 209-226.
- 821** Rafferty, A. & Harley, J. (2009) Reindeer health and welfare. *Veterinary Record*, **164**, 346.
- 822** Mackintosh, C., Haigh, J.C. & Griffin, F. (2002) Bacterial diseases of farmed deer and bison. *Revue scientifique et technique (International Office of Epizootics)*, **21**, 249-263.
- 823** Foster, A. (2010) Common conditions of reindeer. *In Practice*, **32**, 462-467.
- 824** Jorgensen, M.W., Jarvis, S., Brewer, M.J. & Goddard, P.J. (2015) Calf mortality in semi-domestic reindeer (*Rangifer tarandus*) in a Scottish herd: the impact of maternal age and individual differences between cows. *Animal Welfare*, **24**, 173-183.
- 825** Une, Y. & Mori, T. (2007) Tuberculosis as a zoonosis from a veterinary perspective. *Comparative Immunology, Microbiology and Infectious Diseases*, **30**, 415-425.
- 826** Animal & Plant Health Agency (2016) *Tuberculosis in camelids overview*. Defra: London. http://ahvla.defra.gov.uk/External_OV_Instructions/TB_Camelids_Instructions/index.htm.
- 827** Hemmer, C.J., Littmann, M., Löbermann, M., Meyer, H., Petschaelis, A. & Reisinger, E.C. (2010) Human cowpox virus infection acquired from a circus elephant in Germany. *International Journal of Infectious Diseases*, **145**, e338-e340.
- 828** Nagao, Y., Nishio, Y., Shiomoda, H., Tamaru, S., Shimojima, M., Goto, M., Une, Y., Sato, A., Ikebe, Y. & Maeda, K. (2012) An outbreak of canine distemper virus in tigers (*Panthera tigris*): possible transmission from wild animals to zoo animals. *Journal of Veterinary Medical Science*, **74**, 699-705.
- 829** Ravindran, R., Lakshmanan, B., Anoop, S., Rajeev, T.S. & Dinesh, C.N. (2006) Parasitic infection in captive lions. *Zoos Print Journal*, **21**, 2230.
- 830** Ross, S.R., Holmes, A.N. & Lonsdorf, E.V. (2009) Interactions between zoo-housed great apes and local wildlife. *American Journal of Primatology*, **71**, 458-465.
- 831** Tully, T.N. & Shane, S.M. (1996) Husbandry practices as related to infectious and parasitic diseases of farmed ratites. *Revue scientifique et technique (International Office of Epizootics)*, **15**, 73-89.
- 832** Wolff, P.L. (1996) Husbandry practices employed by private aviculturists, bird markets and zoo collections, which may be conducive to fostering infectious diseases. *Revue scientifique et technique (International Office of Epizootics)*, **15**, 55-71.
- 833** Van Saun, R.J. (2009) Nutritional diseases of llamas and alpacas. *Veterinary Clinics: Food Animal Practice*, **25**, 797-810.
- 834** Roberts, S.P. & DeMaster, D.P. (2001) Pinniped survival in captivity: annual survival rates of six species. *Marine Mammal Science*, **17**, 381-387.
- 835** Harkewicz, K.A. (2002) Dermatologic problems of reptiles. *Seminars in Avian and Exotic Pet Medicine*, **11**, 151-161.

- 836** Prescott, C.W. (1981) Fenbendazole in the treatment of intestinal parasites of circus lions and tigers. *Veterinary Record*, **109**, 15-16.
- 837** Burke, H.F., Swaim, S.F. & Amalsadvala, T. (2002) Review of wound management in raptors. *Journal of Avian Medicine and Surgery*, **16**, 180-191.
- 838** Müller, M.G., Wernery, U. & Kösters, J. (2000) Bumblefoot and lack of exercise among wild and captive-bred falcons tested in the United Arab Emirates. *Avian Diseases*, **44**, 676-680.
- 839** Jacobson, E.R. (1984) Immobilization, blood sampling, necropsy techniques, and diseases of crocodylians: a review. *Journal of Zoo Animal Medicine*, **15**, 38-45.
- 840** Hampel, M.R. (2009) Increasing fatal AA amyloidosis in hunting falcons and how to identify the risk: a report from the United Arab Emirates. *Amyloid: Journal of Protein Folding Disorders*, **16**, 122-132.
- 841** Landman, W.J.M., Gruys, E. & Gielkens, A.L.J. (1998) Avian amyloidosis. *Avian Pathology*, **27**, 437-449.
- 842** Samour, J.H. & Naldo, J. (2001) Serratospiculiasis in captive falcons in the Middle East: a review. *Journal of Avian Medicine and Surgery*, **15**, 2-9.
- 843** Forbes, N.A. (2002) Captive raptor propagation. *Veterinary Clinics: Exotic Animal Practice*, **5**, 649-676.
- 844** Park, F. (2003) Behavior and behavioral problems of Australian raptors in captivity. *Seminars in Avian and Exotic Pet Medicine*, **12**, 232-241.
- 845** Gurusamy, V., Tribe, A. & Phillips, C.J.C. (2014) Identification of major welfare issues for captive elephant husbandry by stakeholders. *Animal Welfare*, **23**, 11-24.
- 846** Rietschel, W. (2001) Haltung von Elefanten in Zoo und Zirkus. *Deutsche Tierärztliche Wochenschrift*, **109**, 123-126.
- 847** Jones, M. & Boileau, M. (2009) Camelid herd health. *Veterinary Clinics: Food Animal Practice*, **25**, 239-263.
- 848** Ippen, R. & Zwart, P. (1996). Infectious and parasitic disease of captive reptiles and amphibians, with special emphasis on husbandry practices which prevent or promote diseases. *Revue scientifique et technique (International Office of Epizootics)*, **15**, 43-54.
- 849** Cubas, Z.S. (1996) Special challenges of maintaining wild animals in captivity in South America. *Revue scientifique et technique (International Office of Epizootics)*, **15**, 267-287.
- 850** Martínez, J., Segura, P., García, D., Aduriz, G., Ibabe, J.C., Peris, B. & Corpa, J.M. (2006) Septicaemia secondary to infection by *Corynebacterium macginleyi* in an Indian python (*Python molurus*). *Veterinary Journal*, **172**, 382-385.
- 851** Wenzel, J.G.W. & Nusbaum, K.E. (2007) Veterinary expertise in biosecurity and biological risk assessment. *Journal of the American Veterinary Medical Association*, **230**, 1476-1480.
- 852** Rupiper, D.J. (1998) Diseases that affect race performance of homing pigeons. Part I: husbandry, diagnostic strategies and viral diseases. *Journal of Avian Medicine and Surgery*, **12**, 70-77.
- 853** Hanselmann, R., Hallager, S., Murray, S. & Mazet, J. (2013) Causes of morbidity and mortality in captive kori bustards (*Ardeotis kori*) in the United States. *Journal of Zoo and Wildlife Medicine*, **44**, 348-363.
- 854** Jurczynski, K., Lyashchenko, K.P., Gomis, D., Moser, I., Greenwald, R. & Moisson, P. (2011) Pinniped tuberculosis in Malayan tapirs (*Tapirus indicus*) and its transmission to other terrestrial mammals. *Journal of Zoo and Wildlife Medicine*, **42**, 222-227.
- 855** Moser, I., Prodingler, W.M., Hotzel, H., Greenwald, R., Lyashchenko, K.P., Bakker, D., Gomis, D., Seidler, T., Ellenberger, C., Hetzel, U., Wuennemann, K. & Moisson, P. (2008) *Mycobacterium pinnipedii*: transmission from South American sea lion (*Otaria byronia*) to Bactrian camel (*Camelus bactrianus bactrianus*) and Malayan tapirs (*Tapirus indicus*). *Veterinary Microbiology*, **127**, 399-406.
- 856** Linden, K.H. (1970) Lahmheiten bei Zirkuselefanten - Folgen der Dressurarbeiten? *Erkrankungen der Zootiere: Verhandlungsbericht des 12. Internationalen Symposiums*, pp. 129-131. Berlin: Deutsche Akademie der Wissenschaften.
- 857** Magda, S., Spohn, O., Angkawanish, T., Smith, D.A. & Pearl, D.L. (2015) Risk factors for saddle-related skin lesions on elephants used in the tourism industry in Thailand. *BMC Veterinary Research*, **11(117)**, 1-8.
- 858** Munson, L., Koehler, J.W., Wilkinson, J.E. & Miller, R.E. (1998) Vesicular and ulcerative dermatopathy resembling superficial necrolytic dermatitis in captive black rhinoceros (*Diceros bicornis*). *Veterinary Pathology*, **35**, 31-42.
- 859** Stahl, S. & Kronfeld, D. (1998) Veterinary nutrition of large psittacines. *Seminars in Avian and Exotic Pet Medicine*, **7**, 128-134.
- 860** Orosz, S.E. (2014) Clinical avian nutrition. *Veterinary Clinics: Exotic Animal Practice*, **17**, 397-413.
- 861** Hatt, J.M. & Clauss, M. (2006) Feeding Asian and African elephants in captivity. *International Zoo Yearbook*, **40**, 88-95.
- 862** Coijlson, R., Coulson, T. & Herbert, J.D. (1990) How do digestion and assimilation rates in alligators vary with temperature? *Comparative Biochemistry and Physiology*, **96**, 441-449.
- 863** Nieminen, P., Saarela, S., Pyykönen, T., Asikainen, J., Mononen, J. & Mustonen, A.-M. (2004) Endocrine response to fasting in the overwintering captive raccoon dog (*Nyctereutes procyonoides*). *Journal of Experimental Zoology*, **301A**, 919-929.
- 864** Crissey, S. (2005) The complexity of formulating diets for zoo animals: a matrix. *International Zoo Yearbook*, **39**, 36-43.

- 865** Das, A., Smith, M.L., Saini, M., Katole, S., Kullu, S.S., Gupta, B.K., Sharma, A.K. & Swarup, D. (2015) Effect of concentrates restriction on feed consumption, diet digestibility, and nitrogen utilization in captive Asian elephants (*Elephas maximus*). *Zoo Biology*, **34**, 60-70.
- 866** Clauss, M., Loehlein, W., Kienzle, E. & Wiesner, H. (2003) Studies on feed digestibilities in captive Asian elephants (*Elephas maximus*). *Journal of Animal Physiology and Animal Nutrition*, **87**, 160-173.
- 867** Morimura, N. & Ueno, Y. (1999) Influences on the feeding behavior of three mammals in the Maruyama Zoo: bears, elephants, and chimpanzees. *Journal of Applied Animal Welfare Science*, **2**, 169-186.
- 868** Pluháček, J., Bartoš, L., Bartošová-Víchová, J. & Kotrba, R. (2010) Feeding behaviour affects nursing behaviour in captive plains zebra (*Equus burchellii*). *Applied Animal Behaviour Science*, **128**, 97-102.
- 869** Posta, B., Huber, R. & Moore, D.E. (2013) The effects of housing on zoo elephant behavior: a quantitative case study of diurnal and seasonal variation. *International Journal of Comparative Psychology*, **26**, 37-52.
- 870** Mason, G. & Rushen, J. (2006) *Stereotypic animal behaviour: fundamentals and applications to welfare*, 2nd edition. Wallingford, Oxfordshire: CABI.
- 871** Veasey, J. (2006) Concepts in the care and welfare of captive elephants. *International Zoo Yearbook*, **40**, 63-79.
- 872** Bosch, G., Hagen-Plantinga, E.A. & Hendriks, W.H. (2015) Dietary nutrient profiles of wild wolves: insights for optimal dog nutrition? *British Journal of Nutrition*, **113**, S40-S54.
- 873** Stahler, D.R., Smith, D.W. & Guernsey, D.S. (2006) Foraging and feeding ecology of the gray wolf (*Canis lupus*): lessons from Yellowstone National Park, Wyoming, USA. *Journal of Nutrition*, **136**, 1923-1926.
- 874** Mech, L.D. (2006) Age-related body mass and reproductive measurements of gray wolves in Minnesota. *Journal of Mammalogy*, **87**, 80-84.
- 875** Altman, J.D., Gross, K.L. & Lowry, S.R. (2005) Nutritional and behavioral effects of gorge and fast feeding in captive lions. *Journal of Applied Animal Welfare Science*, **8**, 45-57.
- 876** Lindburg, D.G. (1988) Improving the feeding of captive felines through application of field data. *Zoo Biology*, **218**, 211-218.
- 877** Roe, S. & Cleane, R. (2005) Are we just feeding carnivores or are we providing enrichment as well? In: Clum, N., Silver, S. & Thomas, P. (eds) *Proceedings of the Seventh International Conference on Environmental Enrichment*, pp. 248-258. New York: Wildlife Conservation Society.
- 878** Garnett, S. (1988) Digestion, assimilation and metabolism of captive estuarine crocodiles, *Crocodylus porosus*. *Comparative Biochemistry and Physiology*, **90A**, 23-29.
- 879** Van Saun, R.J. (2009) Nutritional requirements and assessing nutritional status in camelids. *Veterinary Clinics: Food Animal Practice*, **25**, 265-279.
- 880** Dierenfeld, E.S., Sandfort, C.E. & Satterfield, W.C. (1989) Influence of diet on plasma vitamin E in captive peregrine falcons. *Journal of Wildlife Management*, **53**, 160-164.
- 881** Cripps, J.K., Wilson, M.E., Elgar, M.A. & Coulson, G. (2011) Experimental manipulation of fertility reveals potential lactation costs in a free-ranging marsupial. *Biology Letters*, **7**, 859-862.
- 882** Tyler, N.J.C., Fauchald, P., Johansen, O., Christiansen, H.R. & Tyler, J.C. (1999) Seasonal inappetence and weight loss in female reindeer in winter. *Ecological Bulletins*, **47**, 105-116.
- 883** Morpurgo, B. & Gelman, A. (1991) The effect of age, sex and diet on the plasma cholesterol levels of the Nile crocodile, *Crocodylus niloticus*. *Comparative Biochemistry and Physiology*, **99A**, 687-689.
- 884** Morpurgo, B., Robinson, B., Lance, V.A. & Gelman, A. (1993) Plasma fatty acid composition in wild and captive Nile crocodile, *Crocodylus niloticus*. *Comparative Biochemistry and Physiology*, **104A**, 373-376.
- 885** Larsen, R.E., Buergelt, C., Cardeilhac, P.T. & Jacobson, E.R. (1983) Steatitis and fat necrosis in captive alligators. *Journal of the American Veterinary Medical Association*, **183**, 1202-1204.
- 886** Parker, M., Goodwin, D., Redhead, E. & Mitchell, H. (2006) The effectiveness of environmental enrichment on reducing stereotypic behaviour in two captive vicugna (*Vicugna vicugna*). *Animal Welfare*, **15**, 59-62.
- 887** Baxter, E. & Plowman, A.B. (2001) The effect of increasing dietary fibre on feeding, rumination and oral stereotypies in captive giraffes (*Giraffa camelopardalis*). *Animal Welfare*, **10**, 281-290.
- 888** Tobler, I. & Schwierin, B. (1996) Behavioural sleep in the giraffe (*Giraffa camelopardalis*) in a zoological garden. *Journal of Sleep Research*, **5**, 21-32.
- 889** Whitehouse-Tedd, K.M., Lefebvre, S.L. & Janssens, G.P.J. (2015) Dietary factors associated with faecal consistency and other indicators of gastrointestinal health in the captive cheetah (*Acinonyx jubatus*). *PLoS One*, **10(4)**, e0120903.
- 890** Fitch, H.M. & Fagan, D.A. (1982) Focal palatine erosion associated with dental malocclusion in captive cheetahs. *Zoo Biology*, **310**, 295-310.
- 891** Bjone, S.J., Price, I.R. & McGreevy, P.D. (2006) Food distribution effects on the behaviour of captive common marmosets, *Callithrix jacchus*. *Animal Welfare*, **15**, 131-140.
- 892** Andrews, N.L.P. & Ha, J.C. (2014) The effects of automated scatter feeders on captive grizzly bear activity budgets. *Journal of Applied Animal Welfare Science*, **17**, 148-156.
- 893** Nevill, C.H. & Lutz, C.K. (2015) The effect of a feeding schedule change and the provision of forage material on hair eating in a group of captive baboons (*Papio hamadryas* sp.). *Journal of Applied Animal Welfare Science*, **18**, 319-331.

- 894** Young, R.J. (2007) The importance of food presentation for animal welfare and conservation. *Proceedings of the Nutrition Society*, **56**, 1095-1104.
- 895** Duckler, G.L. & Binder, W.J. (1997) Previously undescribed features in the temporalis and masseteric musculature of several large felids raised in captivity. *Zoo Biology*, **16**, 187-191.
- 896** Duckler, G.L. (1998) An unusual osteological formation in the posterior skulls of captive tigers (*Panthera tigris*). *Zoo Biology*, **17**, 135-142.
- 897** Troncone, L.R.P. & Silveira, P.F. (2001) Predatory behavior of the snake *Bothrops jararaca* and its adaptation to captivity. *Zoo Biology*, **20**, 399-406.
- 898** Cooper, J.E. & Williams, D.L. (2014) The feeding of live food to exotic pets: issues of welfare and ethics. *Journal of Exotic Pet Medicine*, **23**, 244-249.
- 899** Rozek, J.C., Danner, L.M., Stucky, P.A. & Millam, J.R. (2010). Over-sized pellets naturalize foraging time of captive orange-winged Amazon parrots (*Amazona amazonica*). *Applied Animal Behaviour Science*, **125**, 80-87.
- 900** Bond, J.C. & Lindburg, D.G. (1990) Carcass feeding of captive cheetahs (*Acinonyx jubatus*): the effects of a naturalistic feeding program on oral health and psychological well-being. *Applied Animal Behaviour Science*, **26**, 373-382.
- 901** Gaengler, H. & Clum, N. (2015) Investigating the impact of large carcass feeding on the behavior of captive Andean condors (*Vultur gryphus*) and its perception by zoo visitors. *Zoo Biology*, **34**, 118-129.
- 902** Hayward, M.W., Jedrzejewski, W. & Jedrzewska, B. (2012) Prey preferences of the tiger *Panthera tigris*. *Journal of Zoology*, **286**, 221-231.
- 903** Schilder, M.B.H. & Boer, P.L. (1987) Ethological investigations on a herd of plains zebra in a safari park: time budgets, reproduction and food competition. *Applied Animal Behaviour Science*, **18**, 45-56.
- 904** Joseph, V. (2006) Raptor medicine: an approach to wild, falconry, and educational birds of prey. *Veterinary Clinics: Exotic Animal Practice*, **9**, 321-345.
- 905** Kohl, K.D., Coogan, S.C.P. & Raubenheimer, D. (2015) Do wild carnivores forage for prey or for nutrients? *Bioessays*, **37**, 701-709.
- 906** Best, E.C., Seddon, J.M., Dwyer, R.G. & Goldizen, A.W. (2013) Social preference influences female community structure in a population of wild eastern grey kangaroos. *Animal Behaviour*, **86**, 1031-1040.
- 907** Robbins, C.T., Fortin, J.K., Rode, K.D., Farley, S.D., Shipley, L.A. & Felicetti, L.A. (2007) Optimizing protein intake as a foraging strategy to maximize mass gain in an omnivore. *Oikos*, **116**, 1675-1682.
- 908** Erlenbach, J.A., Rode, K.D., Raubenheimer, D. & Robbins, C.T. (2014) Macronutrient optimization and energy maximization determine diets of brown bears. *Journal of Mammalogy*, **95**, 160-168.
- 909** Remonti, L., Balestrieri, A. & Prigioni, C. (2011) Percentage of protein, lipids, and carbohydrates in the diet of badger (*Meles meles*) populations across Europe. *Ecological Research*, **26**, 487-495.
- 910** Kubiak, M. & Forbes, N. (2012) Effects of diet on total calcium, vitamin D and parathyroid hormone in falcons. *Veterinary Record*, **171**, doi:10.1136/vr.100862.
- 911** Junge, R.E., Gannon, F.H., Porton, I., McAlister, W.H. & Whyte, M.P. (2000) Management and prevention of vitamin D deficiency rickets in captive-born juvenile chimpanzees (*Pan troglodytes*). *Journal of Zoo and Wildlife Medicine*, **31**, 361-369.
- 912** Farrell, M., Rando, C. & Garrod, B. (2015) Lessons from the past: metabolic bone disease in historical captive primates. *International Journal of Primatology*, **36**, 398-411.
- 913** Lynch, M. & Slocombe, R.F. (1995) Metabolic bone disease in dromedary camels. *Pathology*, **20**, 299-302.
- 914** Romieu, I., Kunzli, N. & Sunyer, J. (2008) Air pollution, oxidative stress and dietary supplementation: a review. *European Respiratory Journal*, **31**, 179-196.
- 915** Latney, L. & Clayton, L.A. (2014) Updates on amphibian nutrition and nutritive value of common feeder insects. *Veterinary Clinics: Exotic Animal Practice*, **17**, 347-367.
- 916** Crissey, S.D., Slifka, K.A., Jacobsen, K.L., Shumway, P.J., Mathews, R. & Harper, J. (2001) Irradiation of diets fed to captive exotic felids: microbial destruction, consumption, and fecal consistency. *Journal of Zoo and Wildlife Medicine*, **32**, 324-328.
- 917** Banks, M., Torraca, L.S., Greenwood, A.G. & Taylor, D.C. (1999) Aujeszky's disease in captive bears. *Veterinary Record*, **145**, 362-365.
- 918** Toscano, M.J., Friend, T.H. & Nevill, C.H. (2001) Environmental conditions and body temperature of circus elephants transported during relatively high and low temperature conditions. *Journal of Elephant Managers Association*, **12**, 115-149.
- 919** Parga, M.L., Pendl, H. & Forbes, N.A. (2001) The effect of transport on hematologic parameters in trained and untrained Harris's hawks (*Parabuteo unicinctus*) and peregrine falcons (*Falco peregrinus*). *Journal of Avian Medicine and Surgery*, **15**, 162-169.
- 920** Dembiec, D.P., Snider, R.J. & Zanella, A.J. (2004) The effects of transport stress on tiger physiology and behavior. *Zoo Biology*, **23**, 335-346.
- 921** Stockman, C.A., Collins, T., Barnes, A.L., Miller, D., Wickham, S.L., Beatty, D.T., Blache, D., Wemelsfelder, F. & Fleming, P.A. (2011) Qualitative behavioural assessment and quantitative physiological measurement of cattle naïve and habituated to road transport. *Animal Production Science*, **51**, 240-249.
- 922** Wickham, S.L., Collins, T., Barnes, A.L., Miller, D.W., Beatty, D.T., Stockman, C., Blache, D., Wemelsfelder, F. & Fleming, P.A. (2012) Qualitative behavioral assessment of transport-naïve and transport-habituated sheep. *Journal of Animal Science*, **90**, 4523-4535.

- 923** Weeks, C.A., McGreevy, P. & Waran, N.K. (2012) Welfare issues related to transport and handling of both trained and unhandled horses and ponies. *Equine Veterinary Education*, **24**, 423-430.
- 924** Friend, T.H. (2001) A review of recent research on the transportation of horses. *Journal of Animal Science*, **79** (Suppl. E), E32-E40.
- 925** SCAHAW (2002) *The welfare of animals during transport (details for horses, pigs, sheep and cattle)*. Report of the Scientific Committee on Animal Health and Animal Welfare adopted on 11 March 2002. European Commission. http://ec.europa.eu/food/fs/sc/scah/out71_en.pdf.
- 926** Nevill, C.H. & Friend, T.H. (2003) The behavior of circus tigers during transport. *Applied Animal Behaviour Science*, **82**, 329-337.
- 927** Williams, J.L. & Friend, T.H. (2003) Behavior of circus elephants during transport. *Journal of Elephant Managers Association*, **14**, 8-11.
- 928** Berger, A. (2011) Activity patterns, chronobiology and the assessment of stress and welfare in zoo and wild animals. *International Zoo Yearbook*, **45**, 80-90.
- 929** Giovagnoli, G., Marinucci, M.T., Bolla, A. & Borghese, A. (2002) Transport stress in horses: an electromyographic study on balance preservation. *Livestock Production Science*, **73**, 247-254.
- 930** Grigor, P.N., Goddard, P.J. & Littlewood, C.A. (1998) The behavioural and physiological reactions of farmed red deer to transport: effects of sex, group size, space allowance and vehicular motion. *Applied Animal Behaviour Science*, **56**, 281-295.
- 931** Grigor, P.N., Goddard, P.J., Littlewood, C.A. & Macdonald, A.J. (1998) The behavioural and physiological reactions of farmed red deer to transport: effects of road type and journey time. *Applied Animal Behaviour Science*, **56**, 263-279.
- 932** Cockram, M.S. & Spence, J.Y. (2012) The effects of driving events on the stability and resting behaviour of cattle, young calves and pigs. *Animal Welfare*, **21**, 403-417.
- 933** EFSA (2011) Scientific opinion concerning the welfare of animals during transport. *EFSA Journal*, **9**(1), 1966. http://www.efsa.europa.eu/sites/default/files/scientific_output/files/main_documents/1966.pdf.
- 934** Perremans, S., Randall, J.M., Rombouts, G., Decuyper, E. & Geers, R. (2001) Effect of whole-body vibration in the vertical axis on cortisol and adrenocorticotrophic hormone levels in piglets. *Journal of Animal Science*, **79**, 975-981.
- 935** Van De Water, G., Heylen, T., Swinnen, K. & Geers, R. (2003) The impact of vertical vibrations on the welfare of calves. *Deutsche Tierärztliche Wochenschrift*, **110**, 111-114.
- 936** Aradom, S. & Gebresenbet, G. (2013) Vibration on animal transport vehicles and related animal behaviours with special focus on pigs. *Journal of Agricultural Science and Technology A*, **3**, 231-245.
- 937** Wells, A., Terio, K.A., Ziccardi, M.H. & Munson, L. (2004) The stress response to environmental change in captive cheetahs (*Acinonyx jubatus*). *Journal of Zoo and Wildlife Medicine*, **35**, 8-14.
- 938** Laws, N., Ganswindt, A., Heistermann, M., Harris, M., Harris, S. & Sherwin, C. (2007) A case study: fecal corticosteroid and behavior as indicators of welfare during relocation of an Asian elephant. *Journal of Applied Animal Welfare Science*, **10**, 349-358.
- 939** Coe, J.C. (1995) Zoo animal rotation: new opportunities from home range to habitat theatre. In: *AAZPA Annual Conference Proceedings*, pp. 77-80. Wheeling, West Virginia: American Zoo and Aquarium Association.
- 940** Lukas, K.E., Hoff, M.P. & Maple, T.L. (2003) Gorilla behavior in response to systematic alternation between zoo enclosures. *Applied Animal Behaviour Science*, **81**, 367-386.
- 941** White, B.C., Houser, L.A., Fuller, J.A., Taylor, S. & Elliott, J.L.L. (2003) Activity-based exhibition of five mammalian species: evaluation of behavioral changes. *Zoo Biology*, **22**, 269-285.
- 942** Association of Circus Proprietors (1998) *Submission by the Association of Circus Proprietors of Great Britain to the All Party Parliamentary Group for Animal Welfare*. Unpublished document.
- 943** Mark Stidworthy personal communication 17 December 2015.
- 944** McBride, G. & Craig, J.V. (1985) Environmental design and its evaluation for intensively housed animals. *Applied Animal Behaviour Science*, **14**, 211-224.
- 945** Leotti, L.A., Lyengar, S.S. & Ochsner, K.N. (2010) Born to choose: the origins and value of the need for control. *Trends in Cognitive Sciences*, **14**, 457-463.
- 946** Alliger, A.A. & Moller, P. (2011) The effects of environmental control on cognition in rats (*Rattus norvegicus*). *Journal of Applied Animal Welfare Science*, **14**, 271-285.
- 947** Buchanan-Smith, H.M. & Badihi, I. (2012) The psychology of control: effects of control over supplementary light on welfare of marmosets. *Applied Animal Behaviour Science*, **138**, 166-174.
- 948** Catania, A.C. & Sagvolden, T. (1980) Preference for free choice over forced choice in pigeons. *Journal of the Experimental Analysis of Behavior*, **34**, 77-86.
- 949** Owen, M.A., Swaisgood, R.R., Czekala, N.M. & Lindburg, D.G. (2005) Enclosure choice and well-being in giant pandas: is it all about control? *Zoo Biology*, **24**, 475-481.

- 950** Ross, S.R. (2006) Issues of choice and control in the behaviour of a pair of captive polar bears (*Ursus maritimus*). *Behavioural Processes*, **73**, 117-120.
- 951** Kurtycz, L.M., Wagner, K.E. & Ross, S.R. (2014) The choice to access outdoor areas affects the behavior of great apes. *Journal of Applied Animal Welfare Science*, **17**, 185-197.
- 952** Wemelsfelder, F. (1997) Life in captivity: its lack of opportunities for variable behaviour. *Applied Animal Behaviour Science*, **54**, 67-70.



April 2016